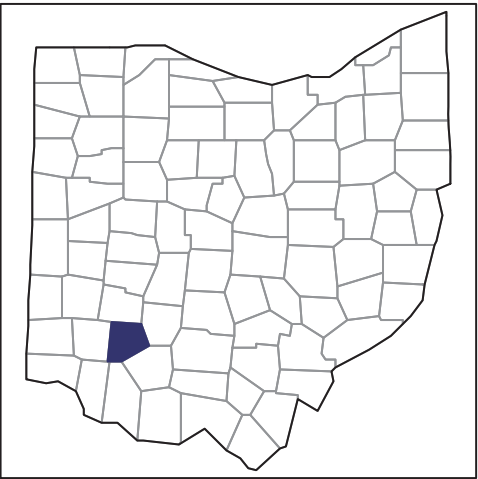


# 2012 CENSUS OF AGRICULTURE

## RACE / ETHNICITY / GENDER PROFILE

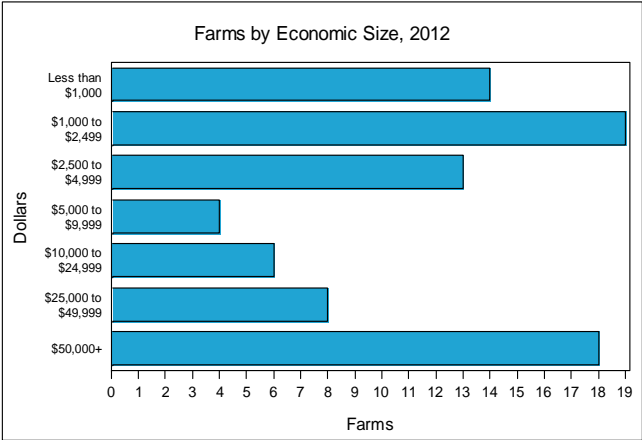
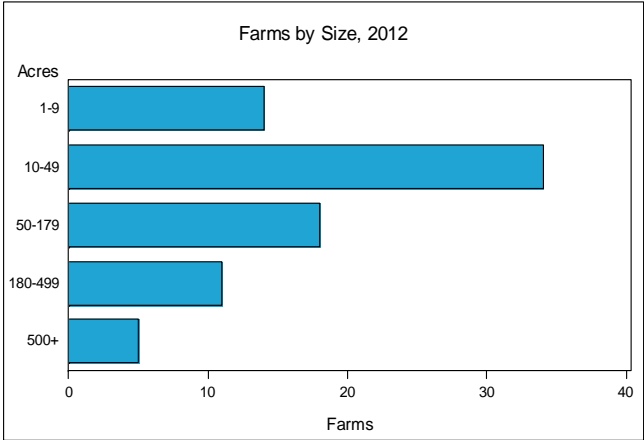


### Clinton County - Ohio Farms with Women Principal Operators Compared with All Farms

	Women Principal Operators	All Farms
<b>Number of Farms</b>	82	759
<b>Land in Farms</b>	13,703 acres	208,142 acres
<b>Average Size of Farm</b>	167 acres	274 acres
<b>Market Value of Products Sold</b>	\$8,645,000	\$163,843,000
Crop Sales	\$7,954,000	\$148,248,000
Livestock Sales	\$691,000	\$15,596,000
Average Per Farm	\$105,430	\$215,867
<b>Government Payments</b>	\$233,000	\$3,825,000
Average Per Farm Receiving Payments	\$5,964	\$7,903

See footnotes on reverse page.

#### Farms with Women Principal Operators





# 2012 CENSUS OF AGRICULTURE

## RACE / ETHNICITY / GENDER PROFILE

### Clinton County - Ohio Farms with Women Principal Operators

#### Selected Highlights

Item	Farms	Quantity
<b>MARKET VALUE OF AGRICULTURAL PRODUCTS SOLD (\$1,000)</b>		
Total value of agricultural products sold	82	8,645
Value of crops including nursery and greenhouse	38	7,954
Value of livestock, poultry, and their products	26	691
<b>VALUE OF SALES BY COMMODITY GROUP (\$1,000)</b>		
Grains, oilseeds, dry beans, and dry peas	28	7,858
Tobacco	-	-
Cotton and cottonseed	-	-
Vegetables, melons, potatoes and sweet potatoes	-	-
Fruits, tree nuts, and berries	1	(D)
Nursery, greenhouse, floriculture, and sod	3	54
Cut Christmas trees and short rotation woody crops	-	-
Other crops and hay	9	(D)
Poultry and eggs	6	2
Cattle and calves	11	67
Milk from cows	2	(D)
Hogs and pigs	4	3
Sheep, goats, wool, mohair, and milk	5	(D)
Horses, ponies, mules, burros, and donkeys	8	40
Aquaculture	-	-
Other animals and other animal products	5	124
<b>TOP CROP ITEMS (acres)</b>		
Corn for grain	25	5,325
Soybeans for beans	24	3,382
Forage, all	19	343
Corn for silage	2	(D)
Winter wheat for grain	1	(D)
<b>TOP LIVESTOCK INVENTORY ITEMS (number)</b>		
Cattle and calves	13	331
Layers	8	266
Horses and ponies	23	226
Sheep and lambs	2	(D)
Broilers and other meat-type chickens	2	(D)

#### Operator Characteristics

Item	Quantity
Primary occupation:	
Farming	37
Other	45
Days worked off farm:	
None	32
Any	50
Years on present farm:	
2 years or less	6
3 to 4 years	6
5 to 9 years	12
10 years or more	58
Age group:	
Under 35 years	5
35 to 44 years	5
45 to 64 years	52
65 years and over	20
Average age of principal operator (years)	56.9

#### Economic Characteristics

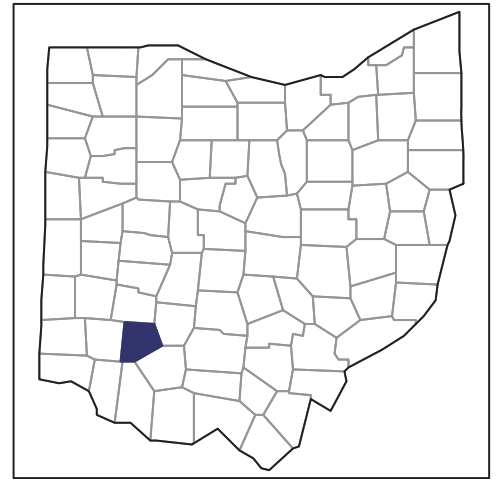
Item	Quantity
Farms by value of sales:	
Less than \$1,000	31
\$1,000 to \$2,499	10
\$2,500 to \$4,999	7
\$5,000 to \$9,999	4
\$10,000 to \$49,999	12
\$50,000 to \$99,999	4
\$100,000 to \$249,999	5
\$250,000 to \$499,999	5
\$500,000 or more	4
Total farm production expenses (\$1,000)	4,628
Average per farm (\$)	56,444
Net cash farm income of operation (\$1,000)	4,867
Average per farm (\$)	59,359
Value of agricultural products sold directly to individuals for human consumption (\$1,000)	(D)
Total organic product sales (\$1,000)	(D)
Total income from farm-related sources, gross before taxes and expenses (\$1,000)	618

See "Census of Agriculture, Volume 1, Geographic Area Series" for complete footnotes, explanations, definitions, and methodology.  
 - Represents zero. (D) Withheld to avoid disclosing data for individual operations.

# 2012 CENSUS OF AGRICULTURE

## RACE / ETHNICITY / GENDER PROFILE

### Clinton County - Ohio Farms with Spanish, Hispanic, or Latino Operators Compared with All Farms



Data are not available at this geographic level for farms with Spanish, Hispanic, or Latino Operators.



US Department of Agriculture  
National Agricultural Statistics Service

[www.agcensus.usda.gov](http://www.agcensus.usda.gov)



# 2012 CENSUS OF AGRICULTURE

## RACE / ETHNICITY / GENDER PROFILE

### Clinton County - Ohio Farms with American Indian or Alaska Native Operators Compared with All Farms



Data are not available at this geographic level for farms with American Indian or Alaska Native Operators.



US Department of Agriculture  
National Agricultural Statistics Service

[www.agcensus.usda.gov](http://www.agcensus.usda.gov)



# 2012 CENSUS OF AGRICULTURE

## RACE / ETHNICITY / GENDER PROFILE

### Clinton County - Ohio Farms with Asian Operators Compared with All Farms



Data are not available at this geographic level for farms with Asian Operators.

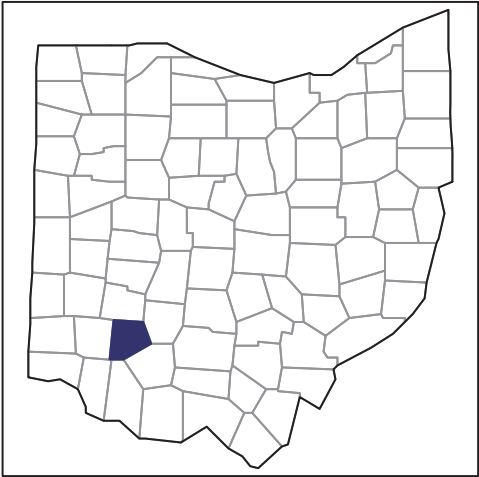




# 2012 CENSUS OF AGRICULTURE

## RACE / ETHNICITY / GENDER PROFILE

### Clinton County - Ohio Farms with Black or African American Operators Compared with All Farms



Data are not available at this geographic level for farms with Black or African American Operators.

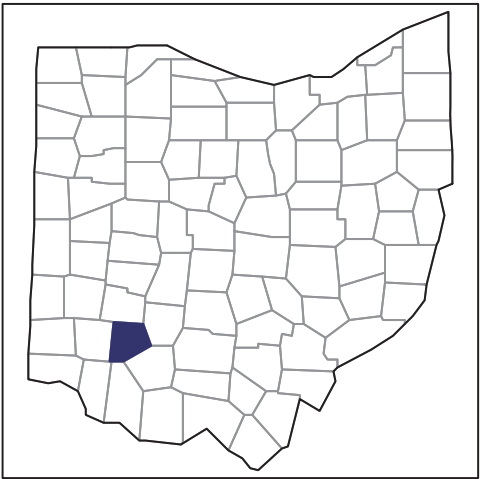




# 2012 CENSUS OF AGRICULTURE

## RACE / ETHNICITY / GENDER PROFILE

### Clinton County - Ohio Farms with Native Hawaiian or Other Pacific Islander Operators Compared with All Farms



Data are not available at this geographic level for farms with Native Hawaiian or Other Pacific Islander Operators.



US Department of Agriculture  
National Agricultural Statistics Service

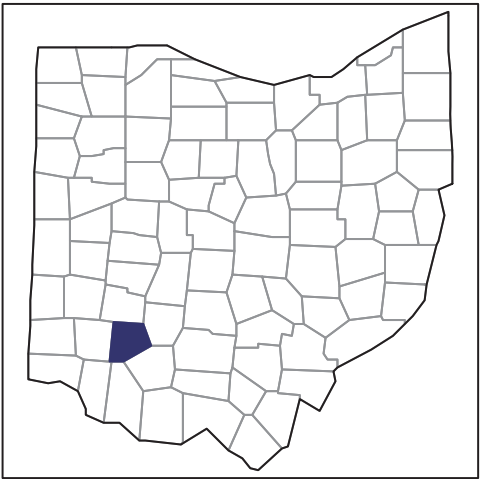
[www.agcensus.usda.gov](http://www.agcensus.usda.gov)



# 2012 CENSUS OF AGRICULTURE

## RACE / ETHNICITY / GENDER PROFILE

### Clinton County - Ohio Farms with White Operators Compared with All Farms



Data are not available at this geographic level for farms with White Operators.



