

2012 CENSUS OF AGRICULTURE

RACE / ETHNICITY / GENDER PROFILE

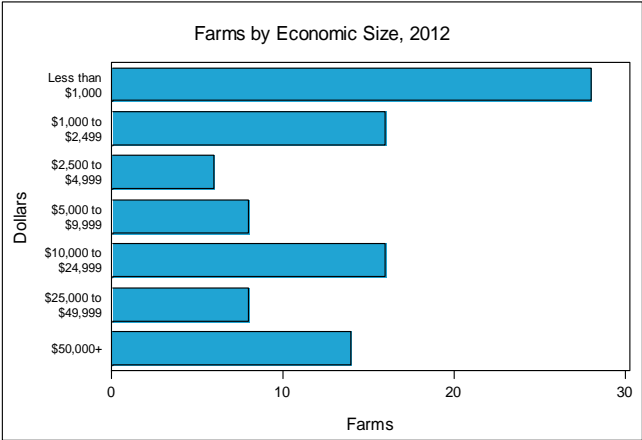
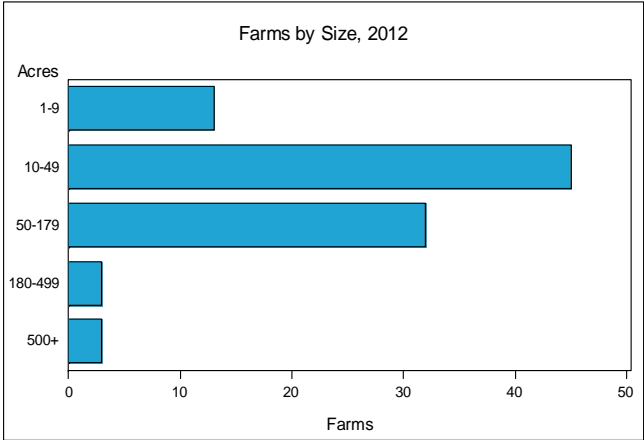



Darke County - Ohio Farms with Women Principal Operators Compared with All Farms

	Women Principal Operators	All Farms
Number of Farms	96	1,693
Land in Farms	7,256 acres	339,981 acres
Average Size of Farm	76 acres	201 acres
Market Value of Products Sold	\$7,843,000	\$559,494,000
Crop Sales	\$3,577,000	\$180,379,000
Livestock Sales	\$4,266,000	\$379,116,000
Average Per Farm	\$81,702	\$330,475
Government Payments	\$146,000	\$6,902,000
Average Per Farm Receiving Payments	\$2,600	\$5,869

See footnotes on reverse page.

Farms with Women Principal Operators





2012 CENSUS OF AGRICULTURE
RACE / ETHNICITY / GENDER PROFILE

Darke County - Ohio Farms with Women Principal Operators

Selected Highlights

Item	Farms	Quantity
MARKET VALUE OF AGRICULTURAL PRODUCTS SOLD (\$1,000)		
Total value of agricultural products sold	96	7,843
Value of crops including nursery and greenhouse	46	3,577
Value of livestock, poultry, and their products	25	4,266
VALUE OF SALES BY COMMODITY GROUP (\$1,000)		
Grains, oilseeds, dry beans, and dry peas	40	(D)
Tobacco	-	-
Cotton and cottonseed	-	-
Vegetables, melons, potatoes and sweet potatoes	-	-
Fruits, tree nuts, and berries	-	-
Nursery, greenhouse, floriculture, and sod	1	(D)
Cut Christmas trees and short rotation woody crops	-	-
Other crops and hay	6	(D)
Poultry and eggs	7	4,206
Cattle and calves	5	19
Milk from cows	-	-
Hogs and pigs	3	(D)
Sheep, goats, wool, mohair, and milk	3	1
Horses, ponies, mules, burros, and donkeys	7	8
Aquaculture	-	-
Other animals and other animal products	4	(D)
TOP CROP ITEMS (acres)		
Soybeans for beans	32	2,519
Corn for grain	33	2,064
Forage, all	18	178
Winter wheat for grain	6	133
Nursery stock crops	1	(D)
TOP LIVESTOCK INVENTORY ITEMS (number)		
Pullets for laying flock replacement	3	(D)
Turkeys	3	(D)
Horses and ponies	27	204
Layers	6	119
Cattle and calves	9	83

Operator Characteristics

Item	Quantity
Primary occupation:	
Farming	35
Other	61
Days worked off farm:	
None	36
Any	60
Years on present farm:	
2 years or less	2
3 to 4 years	8
5 to 9 years	19
10 years or more	67
Age group:	
Under 35 years	2
35 to 44 years	12
45 to 64 years	50
65 years and over	32
Average age of principal operator (years)	60.8

Economic Characteristics

Item	Quantity
Farms by value of sales:	
Less than \$1,000	45
\$1,000 to \$2,499	6
\$2,500 to \$4,999	3
\$5,000 to \$9,999	6
\$10,000 to \$49,999	22
\$50,000 to \$99,999	4
\$100,000 to \$249,999	3
\$250,000 to \$499,999	2
\$500,000 or more	5
Total farm production expenses (\$1,000)	5,827
Average per farm (\$)	60,699
Net cash farm income of operation (\$1,000)	2,612
Average per farm (\$)	27,208
Value of agricultural products sold directly to individuals for human consumption (\$1,000)	2
Total organic product sales (\$1,000)	-
Total income from farm-related sources, gross before taxes and expenses (\$1,000)	450

See "Census of Agriculture, Volume 1, Geographic Area Series" for complete footnotes, explanations, definitions, and methodology.
 - Represents zero. (D) Withheld to avoid disclosing data for individual operations.

2012 CENSUS OF AGRICULTURE

RACE / ETHNICITY / GENDER PROFILE

Darke County - Ohio Farms with Spanish, Hispanic, or Latino Operators Compared with All Farms



Data are not available at this geographic level for farms with Spanish, Hispanic, or Latino Operators.



2012 CENSUS OF AGRICULTURE

RACE / ETHNICITY / GENDER PROFILE

Darke County - Ohio Farms with American Indian or Alaska Native Operators Compared with All Farms



Data are not available at this geographic level for farms with American Indian or Alaska Native Operators.



2012 CENSUS OF AGRICULTURE

RACE / ETHNICITY / GENDER PROFILE

Darke County - Ohio Farms with Asian Operators Compared with All Farms



Data are not available at this geographic level for farms with Asian Operators.



2012 CENSUS OF AGRICULTURE

RACE / ETHNICITY / GENDER PROFILE

Darke County - Ohio Farms with Black or African American Operators Compared with All Farms



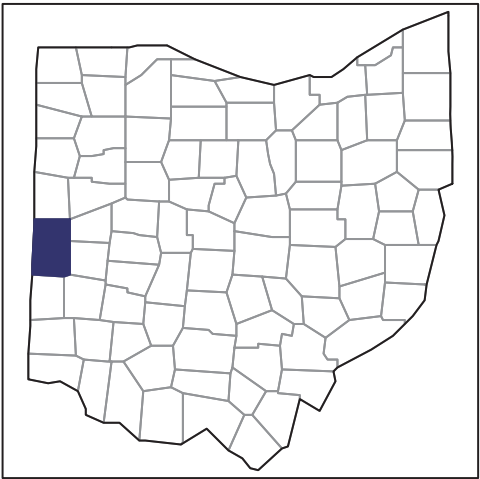
Data are not available at this geographic level for farms with Black or African American Operators.



2012 CENSUS OF AGRICULTURE

RACE / ETHNICITY / GENDER PROFILE

Darke County - Ohio Farms with Native Hawaiian or Other Pacific Islander Operators Compared with All Farms



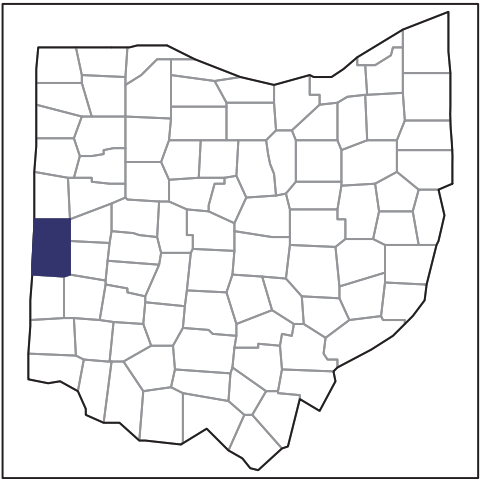
Data are not available at this geographic level for farms with Native Hawaiian or Other Pacific Islander Operators.



2012 CENSUS OF AGRICULTURE

RACE / ETHNICITY / GENDER PROFILE

Darke County - Ohio Farms with White Operators Compared with All Farms



Data are not available at this geographic level for farms with White Operators.



