

2012 CENSUS OF AGRICULTURE

RACE / ETHNICITY / GENDER PROFILE

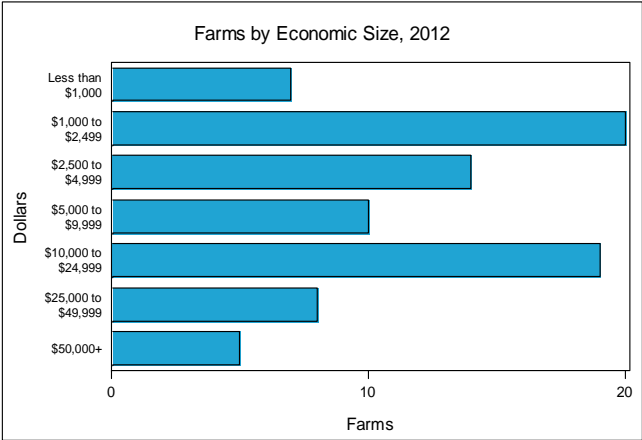
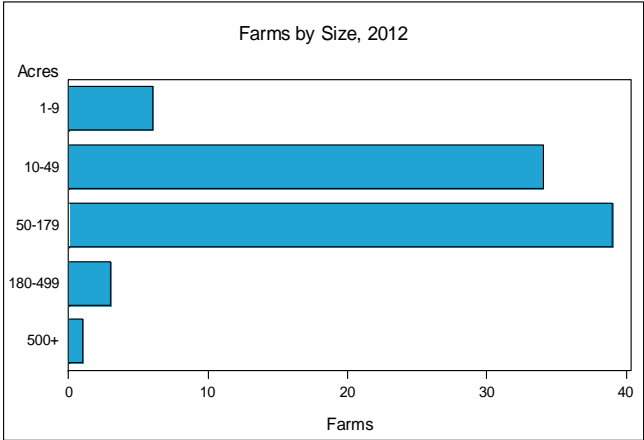



Defiance County - Ohio Farms with Women Principal Operators Compared with All Farms

	Women Principal Operators	All Farms
Number of Farms	83	1,030
Land in Farms	6,018 acres	225,250 acres
Average Size of Farm	73 acres	219 acres
Market Value of Products Sold	\$1,170,000	\$113,539,000
Crop Sales	\$990,000	\$86,180,000
Livestock Sales	\$181,000	\$27,359,000
Average Per Farm	\$14,098	\$110,232
Government Payments	\$235,000	\$6,297,000
Average Per Farm Receiving Payments	\$3,225	\$7,123

See footnotes on reverse page.

Farms with Women Principal Operators





2012 CENSUS OF AGRICULTURE
RACE / ETHNICITY / GENDER PROFILE

Defiance County - Ohio Farms with Women Principal Operators

Selected Highlights

Item	Farms	Quantity
MARKET VALUE OF AGRICULTURAL PRODUCTS SOLD (\$1,000)		
Total value of agricultural products sold	83	1,170
Value of crops including nursery and greenhouse	38	990
Value of livestock, poultry, and their products	17	181
VALUE OF SALES BY COMMODITY GROUP (\$1,000)		
Grains, oilseeds, dry beans, and dry peas	34	971
Tobacco	-	-
Cotton and cottonseed	-	-
Vegetables, melons, potatoes and sweet potatoes	1	(D)
Fruits, tree nuts, and berries	1	(D)
Nursery, greenhouse, floriculture, and sod	-	-
Cut Christmas trees and short rotation woody crops	-	-
Other crops and hay	4	(D)
Poultry and eggs	1	(D)
Cattle and calves	12	29
Milk from cows	6	144
Hogs and pigs	-	-
Sheep, goats, wool, mohair, and milk	-	-
Horses, ponies, mules, burros, and donkeys	4	(D)
Aquaculture	-	-
Other animals and other animal products	1	(D)
TOP CROP ITEMS (acres)		
Soybeans for beans	26	1,375
Corn for grain	17	725
Winter wheat for grain	7	286
Corn for silage	6	192
Forage, all	11	100
TOP LIVESTOCK INVENTORY ITEMS (number)		
Cattle and calves	11	421
Horses and ponies	9	42
Layers	2	(D)
Rabbits, live	1	(D)
Pullets for laying flock replacement	1	(D)

Operator Characteristics

Item	Quantity
Primary occupation:	
Farming	26
Other	57
Days worked off farm:	
None	45
Any	38
Years on present farm:	
2 years or less	5
3 to 4 years	8
5 to 9 years	14
10 years or more	56
Age group:	
Under 35 years	8
35 to 44 years	7
45 to 64 years	25
65 years and over	43
Average age of principal operator (years)	63.0

Economic Characteristics

Item	Quantity
Farms by value of sales:	
Less than \$1,000	39
\$1,000 to \$2,499	7
\$2,500 to \$4,999	7
\$5,000 to \$9,999	7
\$10,000 to \$49,999	18
\$50,000 to \$99,999	2
\$100,000 to \$249,999	3
\$250,000 to \$499,999	-
\$500,000 or more	-
Total farm production expenses (\$1,000)	1,205
Average per farm (\$)	14,512
Net cash farm income of operation (\$1,000)	536
Average per farm (\$)	6,461
Value of agricultural products sold directly to individuals for human consumption (\$1,000)	(D)
Total organic product sales (\$1,000)	-
Total income from farm-related sources, gross before taxes and expenses (\$1,000)	335

See "Census of Agriculture, Volume 1, Geographic Area Series" for complete footnotes, explanations, definitions, and methodology.
 - Represents zero. (D) Withheld to avoid disclosing data for individual operations.

2012 CENSUS OF AGRICULTURE

RACE / ETHNICITY / GENDER PROFILE

Defiance County - Ohio Farms with Spanish, Hispanic, or Latino Operators Compared with All Farms



Data are not available at this geographic level for farms with Spanish, Hispanic, or Latino Operators.



2012 CENSUS OF AGRICULTURE

RACE / ETHNICITY / GENDER PROFILE

Defiance County - Ohio Farms with American Indian or Alaska Native Operators Compared with All Farms



Data are not available at this geographic level for farms with American Indian or Alaska Native Operators.



US Department of Agriculture
National Agricultural Statistics Service

www.agcensus.usda.gov

2012 CENSUS OF AGRICULTURE

RACE / ETHNICITY / GENDER PROFILE

Defiance County - Ohio Farms with Asian Operators Compared with All Farms



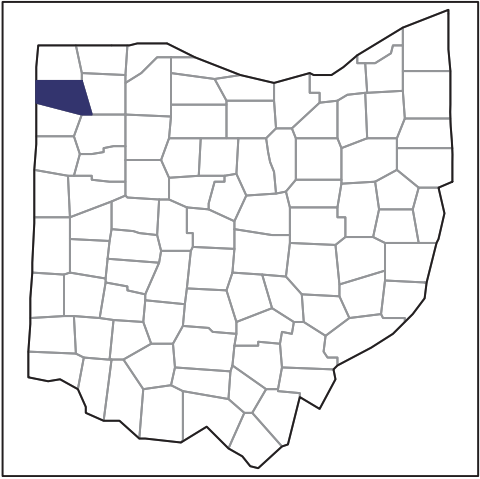
Data are not available at this geographic level for farms with Asian Operators.



2012 CENSUS OF AGRICULTURE

RACE / ETHNICITY / GENDER PROFILE

Defiance County - Ohio Farms with Black or African American Operators Compared with All Farms



Data are not available at this geographic level for farms with Black or African American Operators.



2012 CENSUS OF AGRICULTURE

RACE / ETHNICITY / GENDER PROFILE

Defiance County - Ohio Farms with Native Hawaiian or Other Pacific Islander Operators Compared with All Farms



Data are not available at this geographic level for farms with Native Hawaiian or Other Pacific Islander Operators.



US Department of Agriculture
National Agricultural Statistics Service

www.agcensus.usda.gov

2012 CENSUS OF AGRICULTURE

RACE / ETHNICITY / GENDER PROFILE

Defiance County - Ohio Farms with White Operators Compared with All Farms



Data are not available at this geographic level for farms with White Operators.



