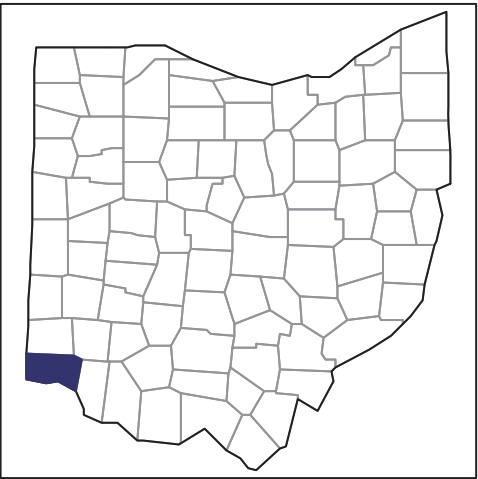


2012 CENSUS OF AGRICULTURE

RACE / ETHNICITY / GENDER PROFILE

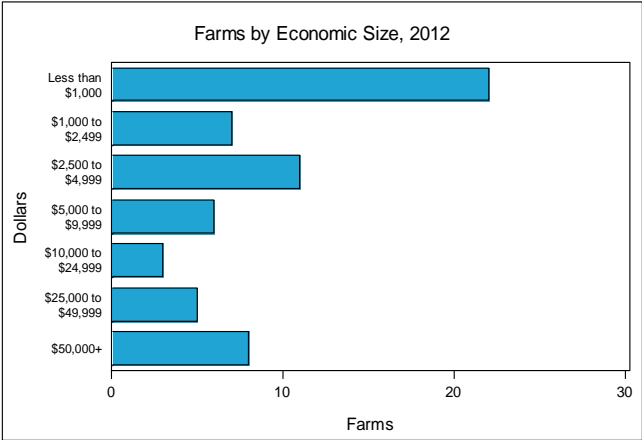
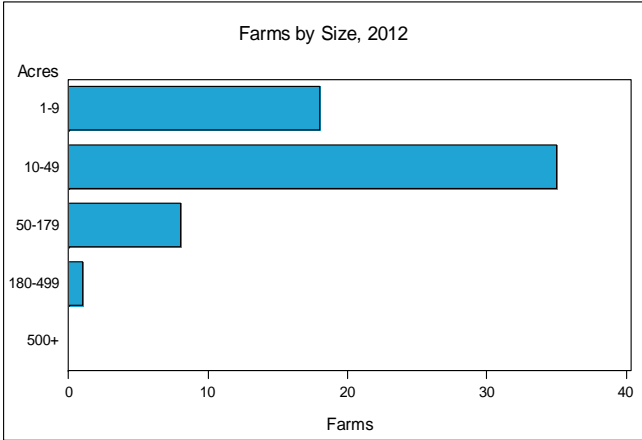


Hamilton County - Ohio Farms with Women Principal Operators Compared with All Farms

	Women Principal Operators	All Farms
Number of Farms	62	295
Land in Farms	1,868 acres	21,618 acres
Average Size of Farm	30 acres	73 acres
Market Value of Products Sold	\$1,534,000	\$23,645,000
Crop Sales	\$1,213,000	\$14,504,000
Livestock Sales	\$321,000	\$9,141,000
Average Per Farm	\$24,734	\$80,154
Government Payments	(D)	\$257,000
Average Per Farm Receiving Payments	(D)	\$6,589

See footnotes on reverse page.

Farms with Women Principal Operators





2012 CENSUS OF AGRICULTURE
RACE / ETHNICITY / GENDER PROFILE

Hamilton County - Ohio Farms with Women Principal Operators

Selected Highlights

Item	Farms	Quantity
MARKET VALUE OF AGRICULTURAL PRODUCTS SOLD (\$1,000)		
Total value of agricultural products sold	62	1,534
Value of crops including nursery and greenhouse	26	1,213
Value of livestock, poultry, and their products	23	321
VALUE OF SALES BY COMMODITY GROUP (\$1,000)		
Grains, oilseeds, dry beans, and dry peas	1	(D)
Tobacco	-	-
Cotton and cottonseed	-	-
Vegetables, melons, potatoes and sweet potatoes	6	(D)
Fruits, tree nuts, and berries	3	4
Nursery, greenhouse, floriculture, and sod	10	1,059
Cut Christmas trees and short rotation woody crops	-	-
Other crops and hay	10	11
Poultry and eggs	2	(D)
Cattle and calves	1	(D)
Milk from cows	-	-
Hogs and pigs	-	-
Sheep, goats, wool, mohair, and milk	2	(D)
Horses, ponies, mules, burros, and donkeys	12	219
Aquaculture	1	(D)
Other animals and other animal products	6	37
TOP CROP ITEMS (acres)		
Forage, all	15	189
Soybeans for beans	1	(D)
Corn for grain	1	(D)
Land in Berries	2	(D)
Vegetables harvested, all	6	4
TOP LIVESTOCK INVENTORY ITEMS (number)		
Horses and ponies	36	307
Layers	2	(D)
Pullets for laying flock replacement	1	(D)
Goats, all	3	24
Cattle and calves	2	(D)

Operator Characteristics

Item	Quantity
Primary occupation:	
Farming	29
Other	33
Days worked off farm:	
None	27
Any	35
Years on present farm:	
2 years or less	2
3 to 4 years	4
5 to 9 years	12
10 years or more	44
Age group:	
Under 35 years	2
35 to 44 years	5
45 to 64 years	44
65 years and over	11
Average age of principal operator (years)	58.2

Economic Characteristics

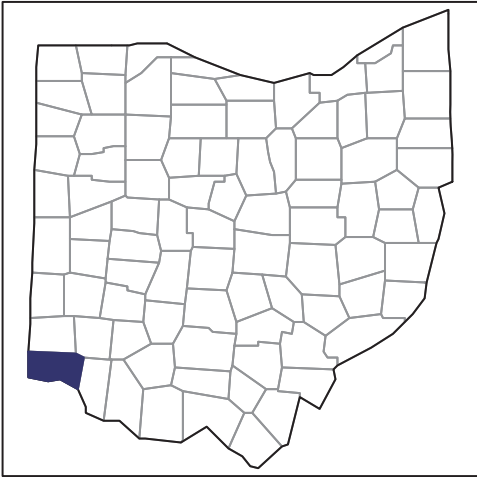
Item	Quantity
Farms by value of sales:	
Less than \$1,000	22
\$1,000 to \$2,499	7
\$2,500 to \$4,999	11
\$5,000 to \$9,999	6
\$10,000 to \$49,999	8
\$50,000 to \$99,999	2
\$100,000 to \$249,999	5
\$250,000 to \$499,999	1
\$500,000 or more	-
Total farm production expenses (\$1,000)	2,607
Average per farm (\$)	42,042
Net cash farm income of operation (\$1,000)	-747
Average per farm (\$)	-12,054
Value of agricultural products sold directly to individuals for human consumption (\$1,000)	11
Total organic product sales (\$1,000)	-
Total income from farm-related sources, gross before taxes and expenses (\$1,000)	325

See "Census of Agriculture, Volume 1, Geographic Area Series" for complete footnotes, explanations, definitions, and methodology.
 - Represents zero. (D) Withheld to avoid disclosing data for individual operations.

2012 CENSUS OF AGRICULTURE

RACE / ETHNICITY / GENDER PROFILE

Hamilton County - Ohio Farms with Spanish, Hispanic, or Latino Operators Compared with All Farms



Data are not available at this geographic level for farms with Spanish, Hispanic, or Latino Operators.



2012 CENSUS OF AGRICULTURE

RACE / ETHNICITY / GENDER PROFILE

Hamilton County - Ohio Farms with American Indian or Alaska Native Operators Compared with All Farms



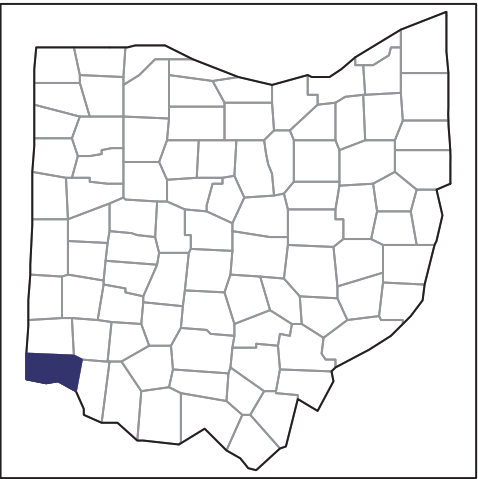
Data are not available at this geographic level for farms with American Indian or Alaska Native Operators.



2012 CENSUS OF AGRICULTURE

RACE / ETHNICITY / GENDER PROFILE

Hamilton County - Ohio Farms with Asian Operators Compared with All Farms



Data are not available at this geographic level for farms with Asian Operators.



2012 CENSUS OF AGRICULTURE

RACE / ETHNICITY / GENDER PROFILE

Hamilton County - Ohio Farms with Black or African American Operators Compared with All Farms



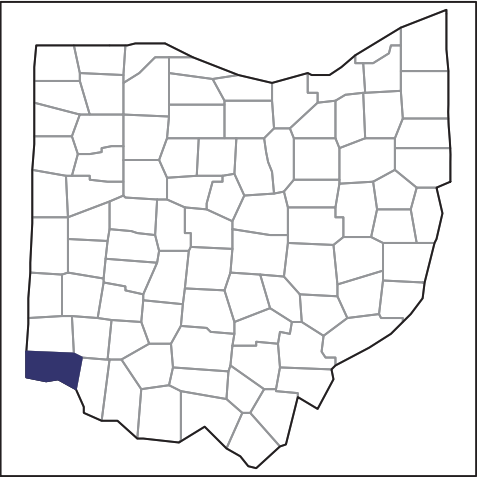
Data are not available at this geographic level for farms with Black or African American Operators.



2012 CENSUS OF AGRICULTURE

RACE / ETHNICITY / GENDER PROFILE

Hamilton County - Ohio Farms with Native Hawaiian or Other Pacific Islander Operators Compared with All Farms

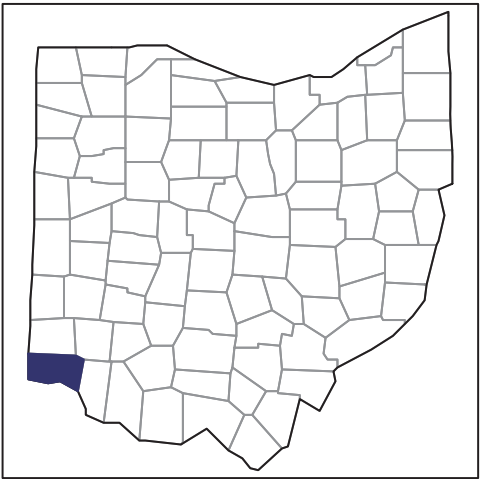


Data are not available at this geographic level for farms with Native Hawaiian or Other Pacific Islander Operators.

2012 CENSUS OF AGRICULTURE

RACE / ETHNICITY / GENDER PROFILE

Hamilton County - Ohio Farms with White Operators Compared with All Farms



Data are not available at this geographic level for farms with White Operators.



