

2012 CENSUS OF AGRICULTURE

RACE / ETHNICITY / GENDER PROFILE

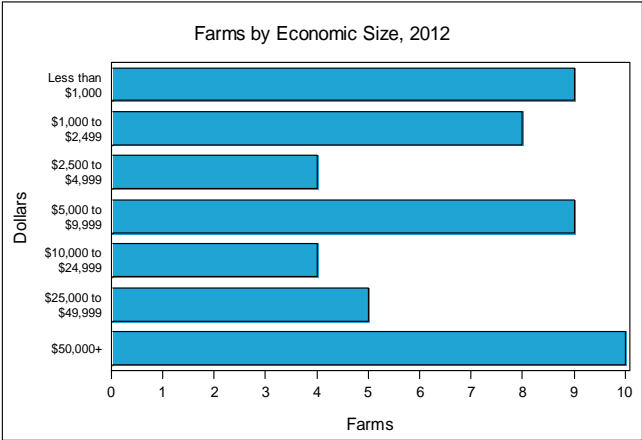
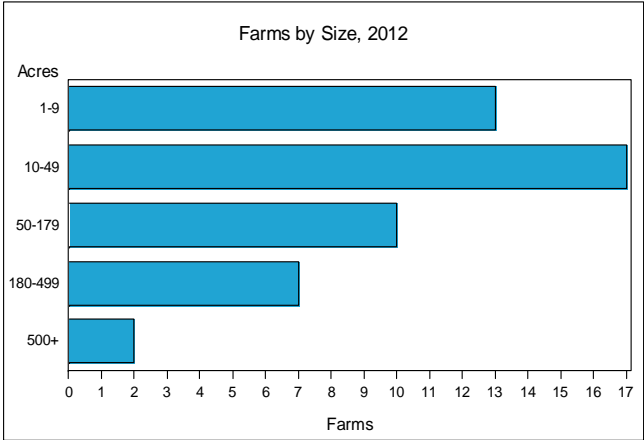


Sandusky County - Ohio Farms with Women Principal Operators Compared with All Farms

	Women Principal Operators	All Farms
Number of Farms	49	737
Land in Farms	4,919 acres	181,440 acres
Average Size of Farm	100 acres	246 acres
Market Value of Products Sold	\$2,758,000	\$135,258,000
Crop Sales	\$2,642,000	\$126,460,000
Livestock Sales	\$116,000	\$8,797,000
Average Per Farm	\$56,278	\$183,525
Government Payments	\$210,000	\$3,636,000
Average Per Farm Receiving Payments	\$6,773	\$6,447

See footnotes on reverse page.

Farms with Women Principal Operators





2012 CENSUS OF AGRICULTURE

RACE / ETHNICITY / GENDER PROFILE

Sandusky County - Ohio Farms with Women Principal Operators

Selected Highlights

Item	Farms	Quantity
MARKET VALUE OF AGRICULTURAL PRODUCTS SOLD (\$1,000)		
Total value of agricultural products sold	49	2,758
Value of crops including nursery and greenhouse	20	2,642
Value of livestock, poultry, and their products	16	116
VALUE OF SALES BY COMMODITY GROUP (\$1,000)		
Grains, oilseeds, dry beans, and dry peas	15	2,581
Tobacco	-	-
Cotton and cottonseed	-	-
Vegetables, melons, potatoes and sweet potatoes	-	-
Fruits, tree nuts, and berries	2	(D)
Nursery, greenhouse, floriculture, and sod	2	(D)
Cut Christmas trees and short rotation woody crops	-	-
Other crops and hay	2	(D)
Poultry and eggs	8	5
Cattle and calves	8	(D)
Milk from cows	1	(D)
Hogs and pigs	2	(D)
Sheep, goats, wool, mohair, and milk	4	4
Horses, ponies, mules, burros, and donkeys	2	(D)
Aquaculture	-	-
Other animals and other animal products	1	(D)
TOP CROP ITEMS (acres)		
Soybeans for beans	15	1,648
Corn for grain	10	1,312
Winter wheat for grain	6	253
Forage, all	3	73
Floriculture and bedding crops	2	(D)
TOP LIVESTOCK INVENTORY ITEMS (number)		
Layers	9	324
Cattle and calves	10	300
Pullets for laying flock replacement	2	(D)
Pigeons or squab	2	(D)
Goats, all	5	89

Operator Characteristics

Item	Quantity
Primary occupation:	
Farming	21
Other	28
Days worked off farm:	
None	22
Any	27
Years on present farm:	
2 years or less	3
3 to 4 years	6
5 to 9 years	6
10 years or more	34
Age group:	
Under 35 years	-
35 to 44 years	2
45 to 64 years	27
65 years and over	20
Average age of principal operator (years)	63.1

Economic Characteristics

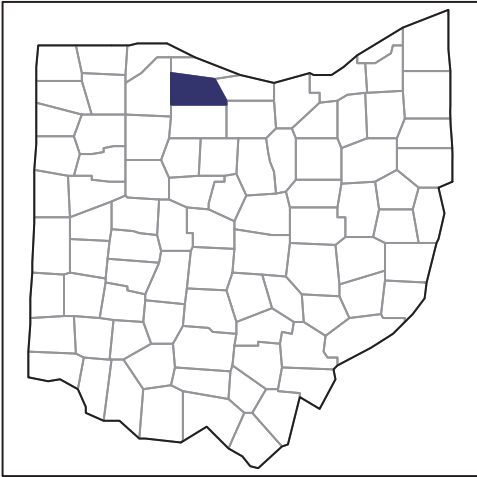
Item	Quantity
Farms by value of sales:	
Less than \$1,000	19
\$1,000 to \$2,499	8
\$2,500 to \$4,999	3
\$5,000 to \$9,999	5
\$10,000 to \$49,999	4
\$50,000 to \$99,999	1
\$100,000 to \$249,999	4
\$250,000 to \$499,999	4
\$500,000 or more	1
Total farm production expenses (\$1,000)	1,669
Average per farm (\$)	34,062
Net cash farm income of operation (\$1,000)	1,453
Average per farm (\$)	29,660
Value of agricultural products sold directly to individuals for human consumption (\$1,000)	9
Total organic product sales (\$1,000)	-
Total income from farm-related sources, gross before taxes and expenses (\$1,000)	155

See "Census of Agriculture, Volume 1, Geographic Area Series" for complete footnotes, explanations, definitions, and methodology.
 - Represents zero. (D) Withheld to avoid disclosing data for individual operations.

2012 CENSUS OF AGRICULTURE

RACE / ETHNICITY / GENDER PROFILE

Sandusky County - Ohio Farms with Spanish, Hispanic, or Latino Operators Compared with All Farms



Data are not available at this geographic level for farms with Spanish, Hispanic, or Latino Operators.



2012 CENSUS OF AGRICULTURE

RACE / ETHNICITY / GENDER PROFILE

Sandusky County - Ohio Farms with American Indian or Alaska Native Operators Compared with All Farms



Data are not available at this geographic level for farms with American Indian or Alaska Native Operators.



US Department of Agriculture
National Agricultural Statistics Service

www.agcensus.usda.gov

2012 CENSUS OF AGRICULTURE

RACE / ETHNICITY / GENDER PROFILE

Sandusky County - Ohio Farms with Asian Operators Compared with All Farms

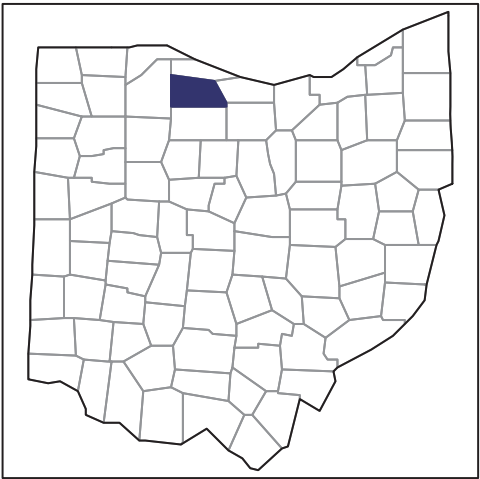


Data are not available at this geographic level for farms with Asian Operators.

2012 CENSUS OF AGRICULTURE

RACE / ETHNICITY / GENDER PROFILE

Sandusky County - Ohio Farms with Black or African American Operators Compared with All Farms



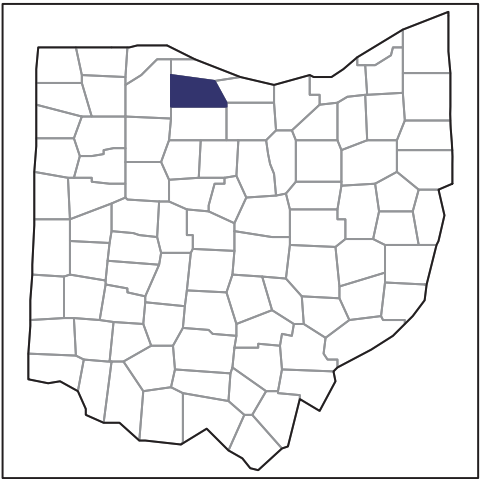
Data are not available at this geographic level for farms with Black or African American Operators.



2012 CENSUS OF AGRICULTURE

RACE / ETHNICITY / GENDER PROFILE

Sandusky County - Ohio Farms with Native Hawaiian or Other Pacific Islander Operators Compared with All Farms



Data are not available at this geographic level for farms with Native Hawaiian or Other Pacific Islander Operators.



2012 CENSUS OF AGRICULTURE

RACE / ETHNICITY / GENDER PROFILE

Sandusky County - Ohio Farms with White Operators Compared with All Farms



Data are not available at this geographic level for farms with White Operators.



