

# 2012 CENSUS OF AGRICULTURE

## RACE / ETHNICITY / GENDER PROFILE

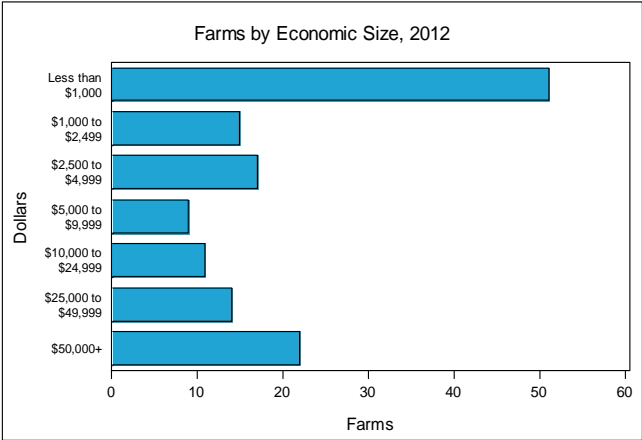
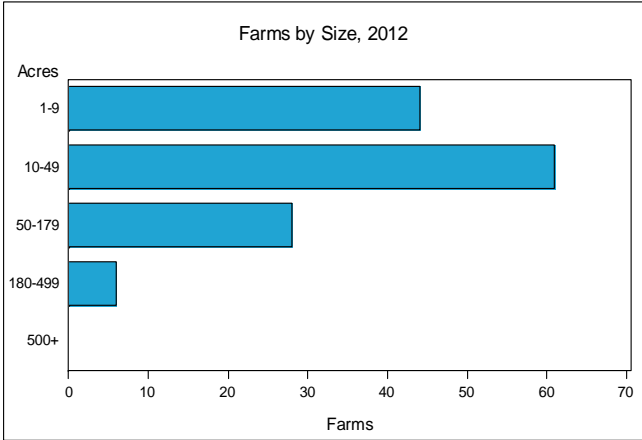



### Wayne County - Ohio Farms with Women Principal Operators Compared with All Farms

	Women Principal Operators	All Farms
<b>Number of Farms</b>	139	1,928
<b>Land in Farms</b>	6,521 acres	271,657 acres
<b>Average Size of Farm</b>	47 acres	141 acres
<b>Market Value of Products Sold</b>		
Crop Sales	\$3,768,000	\$381,000,000
Livestock Sales	\$2,162,000	\$103,706,000
Average Per Farm	\$1,606,000	\$277,295,000
	\$27,107	\$197,614
<b>Government Payments</b>		
Average Per Farm Receiving Payments	\$53,000	\$4,320,000
	\$2,311	\$7,673

See footnotes on reverse page.

#### Farms with Women Principal Operators





**2012 CENSUS OF AGRICULTURE**  
**RACE / ETHNICITY / GENDER PROFILE**

## Wayne County - Ohio Farms with Women Principal Operators

### Selected Highlights

Item	Farms	Quantity
<b>MARKET VALUE OF AGRICULTURAL PRODUCTS SOLD (\$1,000)</b>		
Total value of agricultural products sold	139	3,768
Value of crops including nursery and greenhouse	62	2,162
Value of livestock, poultry, and their products	73	1,606
<b>VALUE OF SALES BY COMMODITY GROUP (\$1,000)</b>		
Grains, oilseeds, dry beans, and dry peas	34	1,594
Tobacco	-	-
Cotton and cottonseed	-	-
Vegetables, melons, potatoes and sweet potatoes	13	141
Fruits, tree nuts, and berries	11	(D)
Nursery, greenhouse, floriculture, and sod	4	135
Cut Christmas trees and short rotation woody crops	2	(D)
Other crops and hay	16	54
Poultry and eggs	25	183
Cattle and calves	29	267
Milk from cows	14	790
Hogs and pigs	5	8
Sheep, goats, wool, mohair, and milk	19	(D)
Horses, ponies, mules, burros, and donkeys	17	148
Aquaculture	1	(D)
Other animals and other animal products	16	168
<b>TOP CROP ITEMS (acres)</b>		
Corn for grain	29	1,209
Forage, all	57	833
Soybeans for beans	13	710
Cut Christmas trees	2	(D)
Oats for grain	15	170
<b>TOP LIVESTOCK INVENTORY ITEMS (number)</b>		
Broilers and other meat-type chickens	11	(D)
Layers	37	2,216
Cattle and calves	40	841
Horses and ponies	53	491
Goats, all	22	199

### Operator Characteristics

Item	Quantity
Primary occupation:	
Farming	57
Other	82
Days worked off farm:	
None	56
Any	83
Years on present farm:	
2 years or less	9
3 to 4 years	9
5 to 9 years	22
10 years or more	99
Age group:	
Under 35 years	13
35 to 44 years	21
45 to 64 years	79
65 years and over	26
Average age of principal operator (years)	53.2

### Economic Characteristics

Item	Quantity
Farms by value of sales:	
Less than \$1,000	55
\$1,000 to \$2,499	14
\$2,500 to \$4,999	14
\$5,000 to \$9,999	9
\$10,000 to \$49,999	25
\$50,000 to \$99,999	14
\$100,000 to \$249,999	5
\$250,000 to \$499,999	3
\$500,000 or more	-
Total farm production expenses (\$1,000)	4,550
Average per farm (\$)	32,731
Net cash farm income of operation (\$1,000)	-254
Average per farm (\$)	-1,829
Value of agricultural products sold directly to individuals for human consumption (\$1,000)	20
Total organic product sales (\$1,000)	338
Total income from farm-related sources, gross before taxes and expenses (\$1,000)	474

See "Census of Agriculture, Volume 1, Geographic Area Series" for complete footnotes, explanations, definitions, and methodology.  
 - Represents zero. (D) Withheld to avoid disclosing data for individual operations.

# 2012 CENSUS OF AGRICULTURE

## RACE / ETHNICITY / GENDER PROFILE

### Wayne County - Ohio Farms with Spanish, Hispanic, or Latino Operators Compared with All Farms



Data are not available at this geographic level for farms with Spanish, Hispanic, or Latino Operators.





# 2012 CENSUS OF AGRICULTURE

## RACE / ETHNICITY / GENDER PROFILE

### Wayne County - Ohio Farms with American Indian or Alaska Native Operators Compared with All Farms



Data are not available at this geographic level for farms with American Indian or Alaska Native Operators.





# 2012 CENSUS OF AGRICULTURE

## RACE / ETHNICITY / GENDER PROFILE

### Wayne County - Ohio Farms with Asian Operators Compared with All Farms



Data are not available at this geographic level for farms with Asian Operators.



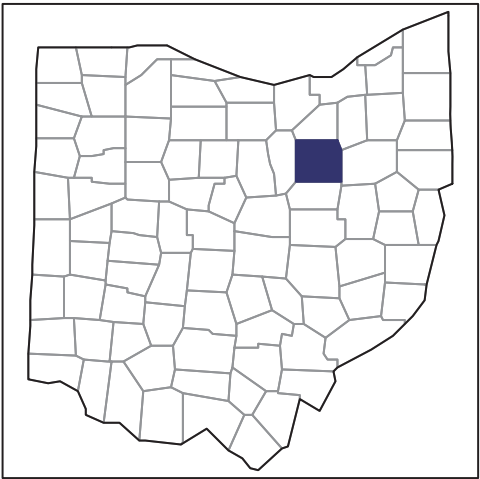




# 2012 CENSUS OF AGRICULTURE

## RACE / ETHNICITY / GENDER PROFILE

### Wayne County - Ohio Farms with Black or African American Operators Compared with All Farms



Data are not available at this geographic level for farms with Black or African American Operators.



US Department of Agriculture  
National Agricultural Statistics Service

[www.agcensus.usda.gov](http://www.agcensus.usda.gov)



# 2012 CENSUS OF AGRICULTURE

## RACE / ETHNICITY / GENDER PROFILE

### Wayne County - Ohio Farms with Native Hawaiian or Other Pacific Islander Operators Compared with All Farms



Data are not available at this geographic level for farms with Native Hawaiian or Other Pacific Islander Operators.





# 2012 CENSUS OF AGRICULTURE

## RACE / ETHNICITY / GENDER PROFILE

### Wayne County - Ohio Farms with White Operators Compared with All Farms



Data are not available at this geographic level for farms with White Operators.



