

2012 CENSUS OF AGRICULTURE

RACE / ETHNICITY / GENDER PROFILE

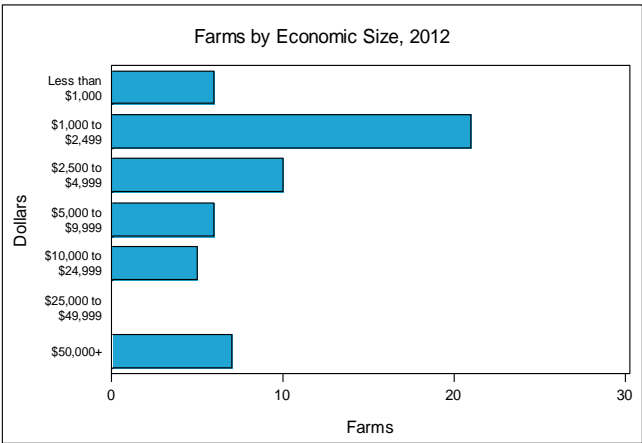
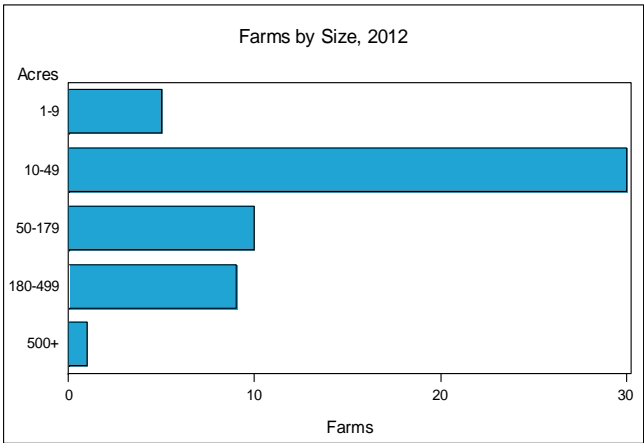


Wyandot County - Ohio Farms with Women Principal Operators Compared with All Farms

	Women Principal Operators	All Farms
Number of Farms	55	593
Land in Farms	4,754 acres	220,841 acres
Average Size of Farm	86 acres	372 acres
Market Value of Products Sold	\$1,278,000	\$196,727,000
Crop Sales	\$1,231,000	\$131,365,000
Livestock Sales	\$46,000	\$65,362,000
Average Per Farm	\$23,229	\$331,748
Government Payments	\$131,000	\$4,364,000
Average Per Farm Receiving Payments	\$2,850	\$8,557

See footnotes on reverse page.

Farms with Women Principal Operators





2012 CENSUS OF AGRICULTURE

RACE / ETHNICITY / GENDER PROFILE

Wyandot County - Ohio Farms with Women Principal Operators

Selected Highlights

Item	Farms	Quantity
MARKET VALUE OF AGRICULTURAL PRODUCTS SOLD (\$1,000)		
Total value of agricultural products sold	55	1,278
Value of crops including nursery and greenhouse	19	1,231
Value of livestock, poultry, and their products	15	46
VALUE OF SALES BY COMMODITY GROUP (\$1,000)		
Grains, oilseeds, dry beans, and dry peas	14	1,210
Tobacco	-	-
Cotton and cottonseed	-	-
Vegetables, melons, potatoes and sweet potatoes	-	-
Fruits, tree nuts, and berries	-	-
Nursery, greenhouse, floriculture, and sod	-	-
Cut Christmas trees and short rotation woody crops	-	-
Other crops and hay	8	21
Poultry and eggs	3	3
Cattle and calves	4	26
Milk from cows	-	-
Hogs and pigs	-	-
Sheep, goats, wool, mohair, and milk	7	13
Horses, ponies, mules, burros, and donkeys	2	(D)
Aquaculture	-	-
Other animals and other animal products	2	(D)
TOP CROP ITEMS (acres)		
Soybeans for beans	12	1,206
Corn for grain	9	746
Winter wheat for grain	3	136
Forage, all	13	75
Oats for grain	1	(D)
TOP LIVESTOCK INVENTORY ITEMS (number)		
Layers	6	237
Goats, all	7	105
Broilers and other meat-type chickens	2	(D)
Sheep and lambs	2	(D)
Horses and ponies	9	58

Operator Characteristics

Item	Quantity
Primary occupation:	
Farming	10
Other	45
Days worked off farm:	
None	20
Any	35
Years on present farm:	
2 years or less	2
3 to 4 years	1
5 to 9 years	9
10 years or more	43
Age group:	
Under 35 years	5
35 to 44 years	5
45 to 64 years	22
65 years and over	23
Average age of principal operator (years)	61.3

Economic Characteristics

Item	Quantity
Farms by value of sales:	
Less than \$1,000	34
\$1,000 to \$2,499	3
\$2,500 to \$4,999	5
\$5,000 to \$9,999	2
\$10,000 to \$49,999	4
\$50,000 to \$99,999	-
\$100,000 to \$249,999	7
\$250,000 to \$499,999	-
\$500,000 or more	-
Total farm production expenses (\$1,000)	1,091
Average per farm (\$)	19,834
Net cash farm income of operation (\$1,000)	790
Average per farm (\$)	14,357
Value of agricultural products sold directly to individuals for human consumption (\$1,000)	-
Total organic product sales (\$1,000)	-
Total income from farm-related sources, gross before taxes and expenses (\$1,000)	472

See "Census of Agriculture, Volume 1, Geographic Area Series" for complete footnotes, explanations, definitions, and methodology.
 - Represents zero. (D) Withheld to avoid disclosing data for individual operations.

2012 CENSUS OF AGRICULTURE

RACE / ETHNICITY / GENDER PROFILE

Wyandot County - Ohio Farms with Spanish, Hispanic, or Latino Operators Compared with All Farms



Data are not available at this geographic level for farms with Spanish, Hispanic, or Latino Operators.



2012 CENSUS OF AGRICULTURE

RACE / ETHNICITY / GENDER PROFILE

Wyandot County - Ohio Farms with American Indian or Alaska Native Operators Compared with All Farms



Data are not available at this geographic level for farms with American Indian or Alaska Native Operators.



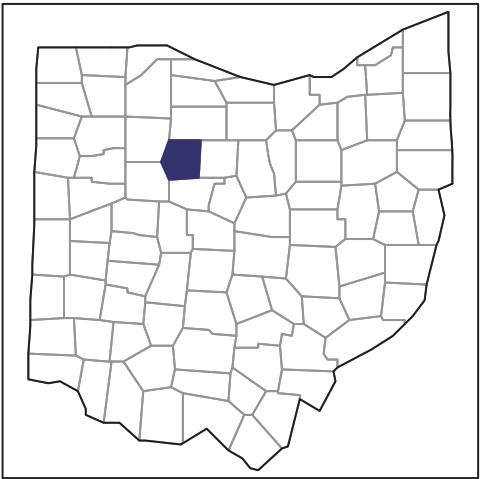
US Department of Agriculture
National Agricultural Statistics Service

www.agcensus.usda.gov

2012 CENSUS OF AGRICULTURE

RACE / ETHNICITY / GENDER PROFILE

Wyandot County - Ohio Farms with Asian Operators Compared with All Farms



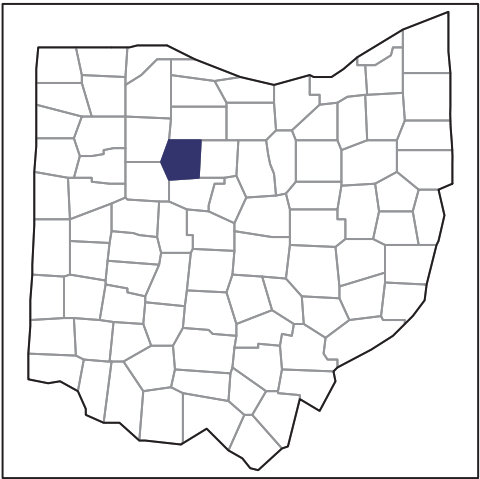
Data are not available at this geographic level for farms with Asian Operators.



2012 CENSUS OF AGRICULTURE

RACE / ETHNICITY / GENDER PROFILE

Wyandot County - Ohio Farms with Black or African American Operators Compared with All Farms



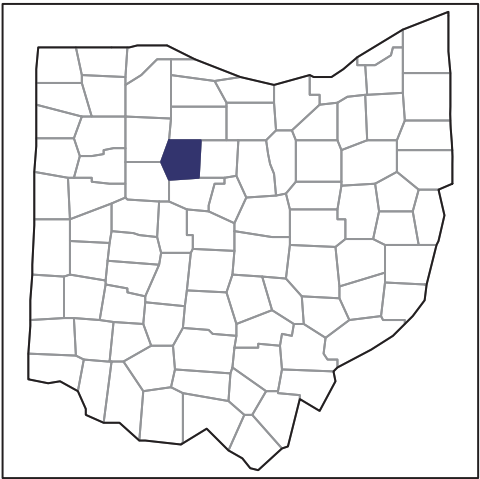
Data are not available at this geographic level for farms with Black or African American Operators.



2012 CENSUS OF AGRICULTURE

RACE / ETHNICITY / GENDER PROFILE

Wyandot County - Ohio Farms with Native Hawaiian or Other Pacific Islander Operators Compared with All Farms



Data are not available at this geographic level for farms with Native Hawaiian or Other Pacific Islander Operators.



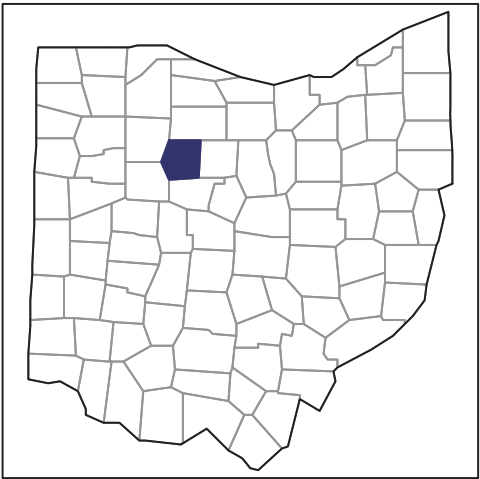
US Department of Agriculture
National Agricultural Statistics Service

www.agcensus.usda.gov

2012 CENSUS OF AGRICULTURE

RACE / ETHNICITY / GENDER PROFILE

Wyandot County - Ohio Farms with White Operators Compared with All Farms



Data are not available at this geographic level for farms with White Operators.



