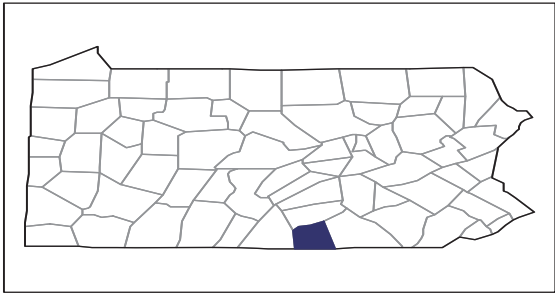


2012 CENSUS OF AGRICULTURE

RACE / ETHNICITY / GENDER PROFILE

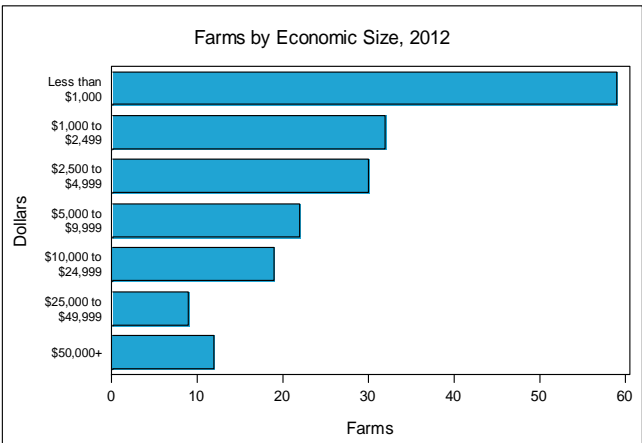
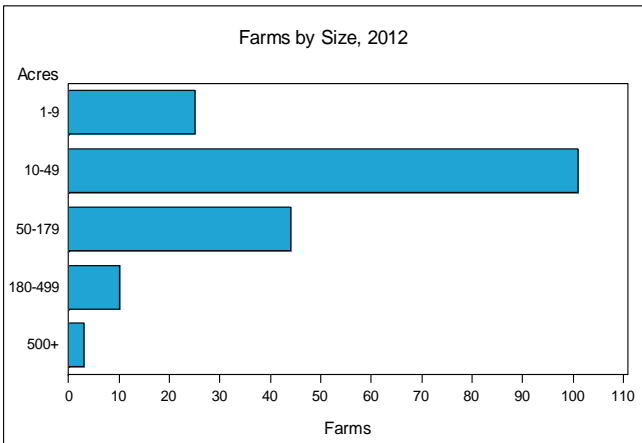


Adams County - Pennsylvania Farms with Women Principal Operators Compared with All Farms

	Women Principal Operators	All Farms
Number of Farms	183	1,188
Land in Farms	13,711 acres	171,305 acres
Average Size of Farm	75 acres	144 acres
Market Value of Products Sold	\$7,983,000	\$201,742,000
Crop Sales	\$7,156,000	\$114,024,000
Livestock Sales	\$828,000	\$87,718,000
Average Per Farm	\$43,626	\$169,817
Government Payments	\$155,000	\$1,818,000
Average Per Farm Receiving Payments	\$4,550	\$5,379

See footnotes on reverse page.

Farms with Women Principal Operators



2012 CENSUS OF AGRICULTURE

RACE / ETHNICITY / GENDER PROFILE

Adams County - Pennsylvania Farms with Women Principal Operators

Selected Highlights

Item	Farms	Quantity
MARKET VALUE OF AGRICULTURAL PRODUCTS SOLD (\$1,000)		
Total value of agricultural products sold	183	7,983
Value of crops including nursery and greenhouse	67	7,156
Value of livestock, poultry, and their products	77	828
VALUE OF SALES BY COMMODITY GROUP (\$1,000)		
Grains, oilseeds, dry beans, and dry peas	19	2,904
Tobacco	-	-
Cotton and cottonseed	-	-
Vegetables, melons, potatoes and sweet potatoes	22	361
Fruits, tree nuts, and berries	14	3,128
Nursery, greenhouse, floriculture, and sod	18	376
Cut Christmas trees and short rotation woody crops	-	-
Other crops and hay	18	386
Poultry and eggs	22	13
Cattle and calves	23	(D)
Milk from cows	2	(D)
Hogs and pigs	4	8
Sheep, goats, wool, mohair, and milk	17	20
Horses, ponies, mules, burros, and donkeys	28	109
Aquaculture	-	-
Other animals and other animal products	16	(D)
TOP CROP ITEMS (acres)		
Forage, all	52	2,322
Corn for grain	13	1,497
Soybeans for beans	11	1,472
Winter wheat for grain	9	762
Apples	5	451
TOP LIVESTOCK INVENTORY ITEMS (number)		
Horses and ponies	93	961
Layers	33	887
Cattle and calves	33	661
Pheasants	8	(D)
Sheep and lambs	23	188

Operator Characteristics

Item	Quantity
Primary occupation:	
Farming	92
Other	91
Days worked off farm:	
None	83
Any	100
Years on present farm:	
2 years or less	2
3 to 4 years	23
5 to 9 years	39
10 years or more	119
Age group:	
Under 35 years	15
35 to 44 years	19
45 to 64 years	101
65 years and over	48
Average age of principal operator (years)	54.7

Economic Characteristics

Item	Quantity
Farms by value of sales:	
Less than \$1,000	70
\$1,000 to \$2,499	26
\$2,500 to \$4,999	27
\$5,000 to \$9,999	23
\$10,000 to \$49,999	25
\$50,000 to \$99,999	1
\$100,000 to \$249,999	6
\$250,000 to \$499,999	1
\$500,000 or more	4
Total farm production expenses (\$1,000)	9,971
Average per farm (\$)	54,485
Net cash farm income of operation (\$1,000)	-1,078
Average per farm (\$)	-5,890
Value of agricultural products sold directly to individuals for human consumption (\$1,000)	351
Total organic product sales (\$1,000)	(D)
Total income from farm-related sources, gross before taxes and expenses (\$1,000)	755

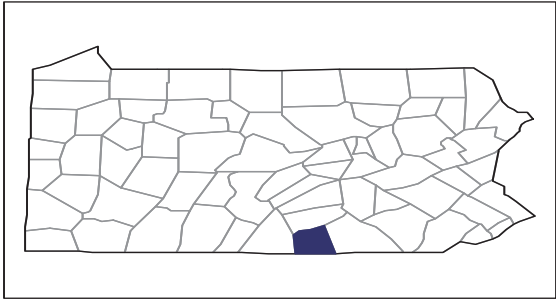
See "Census of Agriculture, Volume 1, Geographic Area Series" for complete footnotes, explanations, definitions, and methodology.

- Represents zero. (D) Withheld to avoid disclosing data for individual operations.

2012 CENSUS OF AGRICULTURE

RACE / ETHNICITY / GENDER PROFILE

Adams County - Pennsylvania Farms with Spanish, Hispanic, or Latino Operators Compared with All Farms

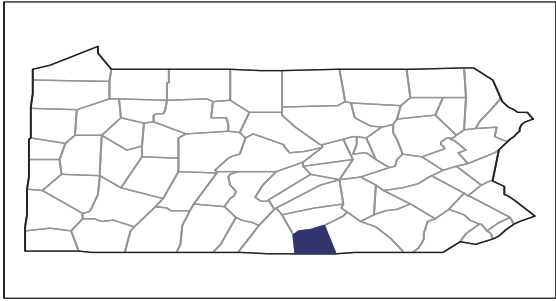


Data are not available at this geographic level for farms with Spanish, Hispanic, or Latino Operators.

2012 CENSUS OF AGRICULTURE

RACE / ETHNICITY / GENDER PROFILE

Adams County - Pennsylvania Farms with American Indian or Alaska Native Operators Compared with All Farms



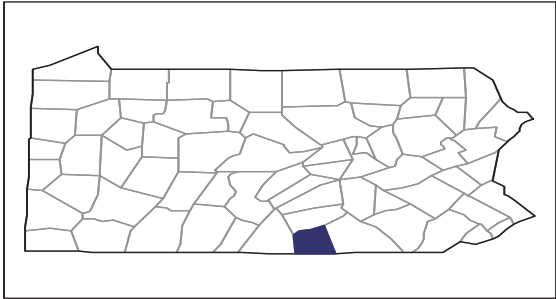
Data are not available at this geographic level for farms with American Indian or Alaska Native Operators.



2012 CENSUS OF AGRICULTURE

RACE / ETHNICITY / GENDER PROFILE

Adams County - Pennsylvania Farms with Asian Operators Compared with All Farms

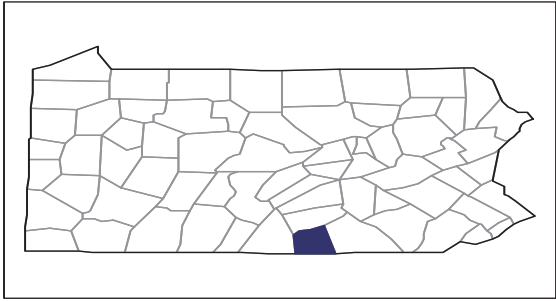


Data are not available at this geographic level for farms with Asian Operators.

2012 CENSUS OF AGRICULTURE

RACE / ETHNICITY / GENDER PROFILE

Adams County - Pennsylvania Farms with Black or African American Operators Compared with All Farms

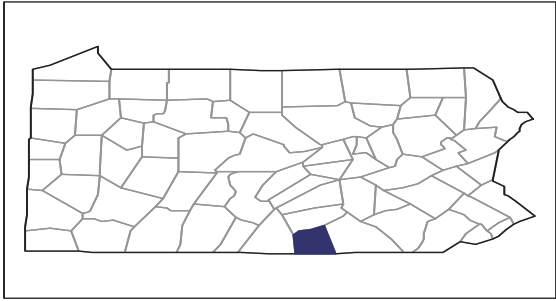


Data are not available at this geographic level for farms with Black or African American Operators.

2012 CENSUS OF AGRICULTURE

RACE / ETHNICITY / GENDER PROFILE

Adams County - Pennsylvania Farms with Native Hawaiian or Other Pacific Islander Operators Compared with All Farms



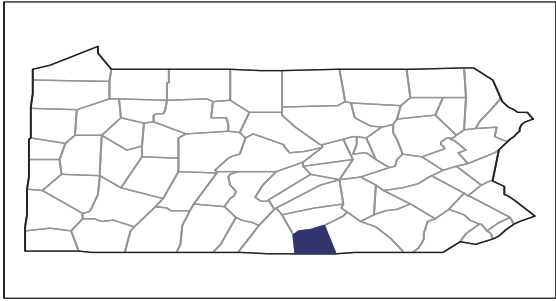
Data are not available at this geographic level for farms with Native Hawaiian or Other Pacific Islander Operators.



2012 CENSUS OF AGRICULTURE

RACE / ETHNICITY / GENDER PROFILE

Adams County - Pennsylvania Farms with White Operators Compared with All Farms



Data are not available at this geographic level for farms with White Operators.



