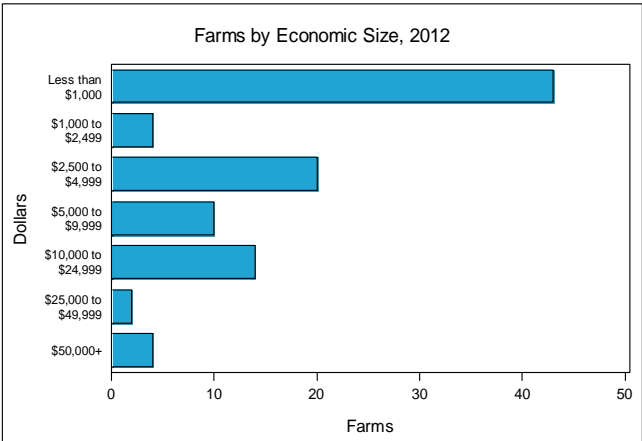
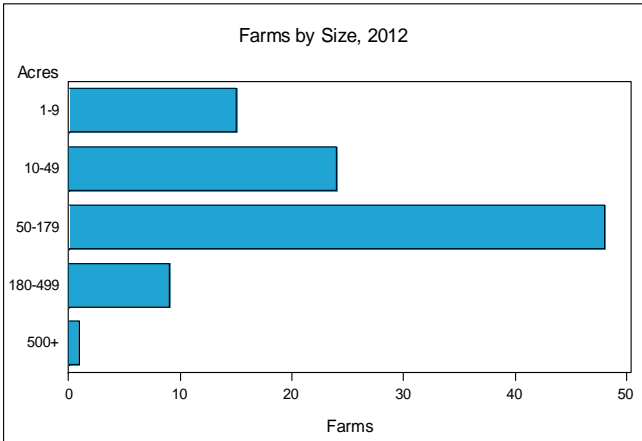



**Armstrong County - Pennsylvania
 Farms with Women Principal
 Operators Compared with All Farms**

	Women Principal Operators	All Farms
Number of Farms	97	783
Land in Farms	7,575 acres	129,090 acres
Average Size of Farm	78 acres	165 acres
Market Value of Products Sold	\$978,000	\$35,861,000
Crop Sales	\$759,000	\$20,185,000
Livestock Sales	\$219,000	\$15,676,000
Average Per Farm	\$10,085	\$45,799
Government Payments	\$40,000	\$924,000
Average Per Farm Receiving Payments	\$2,374	\$4,762

See footnotes on reverse page.

Farms with Women Principal Operators





2012 CENSUS OF AGRICULTURE
RACE / ETHNICITY / GENDER PROFILE

Armstrong County - Pennsylvania Farms with Women Principal Operators

Selected Highlights

Item	Farms	Quantity
MARKET VALUE OF AGRICULTURAL PRODUCTS SOLD (\$1,000)		
Total value of agricultural products sold	97	978
Value of crops including nursery and greenhouse	40	759
Value of livestock, poultry, and their products	44	219
VALUE OF SALES BY COMMODITY GROUP (\$1,000)		
Grains, oilseeds, dry beans, and dry peas	6	(D)
Tobacco	-	-
Cotton and cottonseed	-	-
Vegetables, melons, potatoes and sweet potatoes	3	42
Fruits, tree nuts, and berries	1	(D)
Nursery, greenhouse, floriculture, and sod	9	(D)
Cut Christmas trees and short rotation woody crops	-	-
Other crops and hay	26	170
Poultry and eggs	14	(D)
Cattle and calves	13	76
Milk from cows	-	-
Hogs and pigs	3	(D)
Sheep, goats, wool, mohair, and milk	16	84
Horses, ponies, mules, burros, and donkeys	4	21
Aquaculture	-	-
Other animals and other animal products	3	21
TOP CROP ITEMS (acres)		
Forage, all	32	1,547
Corn for grain	4	(D)
Soybeans for beans	1	(D)
Oats for grain	2	(D)
Corn for silage	3	26
TOP LIVESTOCK INVENTORY ITEMS (number)		
Layers	27	658
Quail	2	(D)
Horses and ponies	37	360
Cattle and calves	19	313
Sheep and lambs	9	285

Operator Characteristics

Item	Quantity
Primary occupation:	
Farming	42
Other	55
Days worked off farm:	
None	37
Any	60
Years on present farm:	
2 years or less	10
3 to 4 years	6
5 to 9 years	19
10 years or more	62
Age group:	
Under 35 years	2
35 to 44 years	19
45 to 64 years	55
65 years and over	21
Average age of principal operator (years)	55.4

Economic Characteristics

Item	Quantity
Farms by value of sales:	
Less than \$1,000	46
\$1,000 to \$2,499	5
\$2,500 to \$4,999	17
\$5,000 to \$9,999	9
\$10,000 to \$49,999	16
\$50,000 to \$99,999	3
\$100,000 to \$249,999	-
\$250,000 to \$499,999	1
\$500,000 or more	-
Total farm production expenses (\$1,000)	1,291
Average per farm (\$)	13,312
Net cash farm income of operation (\$1,000)	-241
Average per farm (\$)	-2,487
Value of agricultural products sold directly to individuals for human consumption (\$1,000)	38
Total organic product sales (\$1,000)	-
Total income from farm-related sources, gross before taxes and expenses (\$1,000)	31

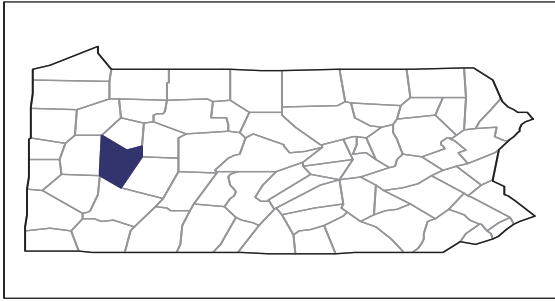
See "Census of Agriculture, Volume 1, Geographic Area Series" for complete footnotes, explanations, definitions, and methodology.

- Represents zero. (D) Withheld to avoid disclosing data for individual operations.

2012 CENSUS OF AGRICULTURE

RACE / ETHNICITY / GENDER PROFILE

Armstrong County - Pennsylvania Farms with Spanish, Hispanic, or Latino Operators Compared with All Farms

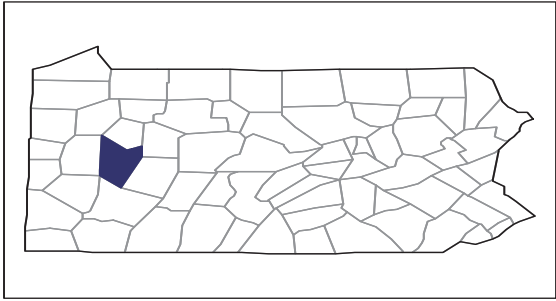


Data are not available at this geographic level for farms with Spanish, Hispanic, or Latino Operators.

2012 CENSUS OF AGRICULTURE

RACE / ETHNICITY / GENDER PROFILE

Armstrong County - Pennsylvania Farms with American Indian or Alaska Native Operators Compared with All Farms



Data are not available at this geographic level for farms with American Indian or Alaska Native Operators.



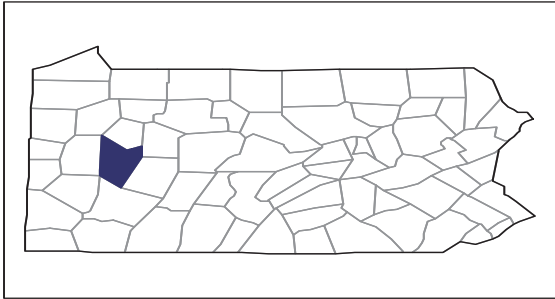
US Department of Agriculture
National Agricultural Statistics Service

www.agcensus.usda.gov

2012 CENSUS OF AGRICULTURE

RACE / ETHNICITY / GENDER PROFILE

Armstrong County - Pennsylvania Farms with Asian Operators Compared with All Farms

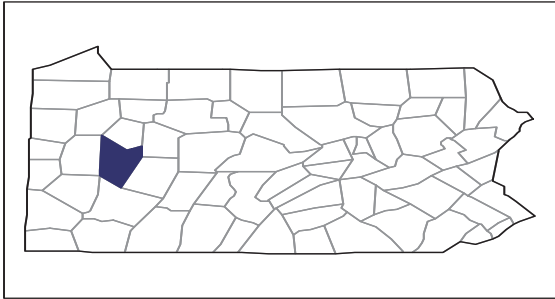


Data are not available at this geographic level for farms with Asian Operators.

2012 CENSUS OF AGRICULTURE

RACE / ETHNICITY / GENDER PROFILE

Armstrong County - Pennsylvania Farms with Black or African American Operators Compared with All Farms

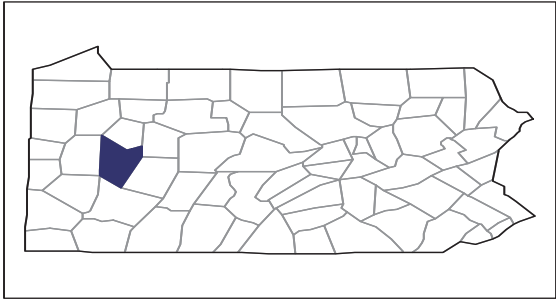


Data are not available at this geographic level for farms with Black or African American Operators.

2012 CENSUS OF AGRICULTURE

RACE / ETHNICITY / GENDER PROFILE

Armstrong County - Pennsylvania Farms with Native Hawaiian or Other Pacific Islander Operators Compared with All Farms



Data are not available at this geographic level for farms with Native Hawaiian or Other Pacific Islander Operators.



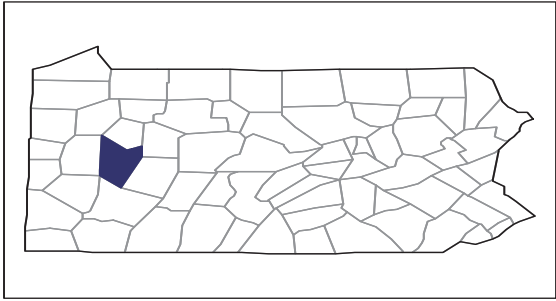
US Department of Agriculture
National Agricultural Statistics Service

www.agcensus.usda.gov

2012 CENSUS OF AGRICULTURE

RACE / ETHNICITY / GENDER PROFILE

Armstrong County - Pennsylvania Farms with White Operators Compared with All Farms



Data are not available at this geographic level for farms with White Operators.

