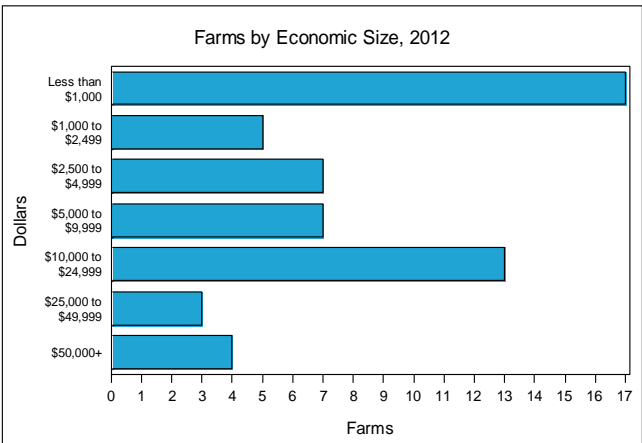
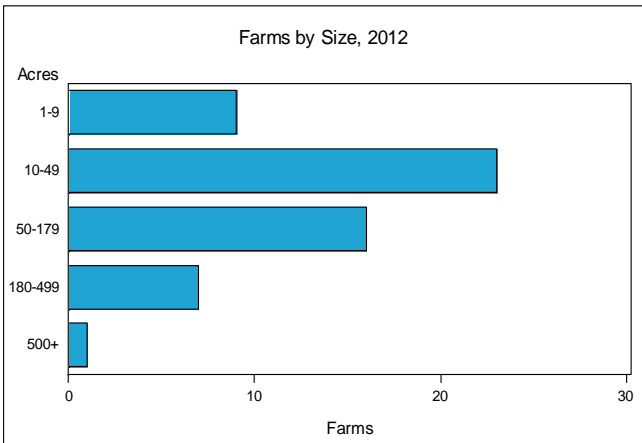



**Blair County - Pennsylvania
 Farms with Women Principal
 Operators Compared with All Farms**

	Women Principal Operators	All Farms
Number of Farms	56	525
Land in Farms	4,382 acres	90,117 acres
Average Size of Farm	78 acres	172 acres
Market Value of Products Sold	\$863,000	\$107,701,000
Crop Sales	\$344,000	\$17,467,000
Livestock Sales	\$519,000	\$90,235,000
Average Per Farm	\$15,402	\$205,146
Government Payments	\$66,000	\$1,416,000
Average Per Farm Receiving Payments	\$5,500	\$8,278

See footnotes on reverse page.

Farms with Women Principal Operators





2012 CENSUS OF AGRICULTURE
RACE / ETHNICITY / GENDER PROFILE

Blair County - Pennsylvania Farms with Women Principal Operators

Selected Highlights

Item	Farms	Quantity
MARKET VALUE OF AGRICULTURAL PRODUCTS SOLD (\$1,000)		
Total value of agricultural products sold	56	863
Value of crops including nursery and greenhouse	22	344
Value of livestock, poultry, and their products	32	519
VALUE OF SALES BY COMMODITY GROUP (\$1,000)		
Grains, oilseeds, dry beans, and dry peas	9	108
Tobacco	-	-
Cotton and cottonseed	-	-
Vegetables, melons, potatoes and sweet potatoes	1	(D)
Fruits, tree nuts, and berries	2	(D)
Nursery, greenhouse, floriculture, and sod	4	42
Cut Christmas trees and short rotation woody crops	-	-
Other crops and hay	12	55
Poultry and eggs	10	8
Cattle and calves	6	89
Milk from cows	1	(D)
Hogs and pigs	3	1
Sheep, goats, wool, mohair, and milk	3	1
Horses, ponies, mules, burros, and donkeys	16	(D)
Aquaculture	-	-
Other animals and other animal products	9	(D)
TOP CROP ITEMS (acres)		
Forage, all	24	883
Corn for grain	8	93
Corn for silage	4	78
Soybeans for beans	1	(D)
Barley for grain	1	(D)
TOP LIVESTOCK INVENTORY ITEMS (number)		
Cattle and calves	15	539
Layers	10	419
Horses and ponies	30	398
Goats, all	11	114
Alpacas	1	(D)

Operator Characteristics

Item	Quantity
Primary occupation:	
Farming	31
Other	25
Days worked off farm:	
None	18
Any	38
Years on present farm:	
2 years or less	4
3 to 4 years	-
5 to 9 years	7
10 years or more	45
Age group:	
Under 35 years	9
35 to 44 years	3
45 to 64 years	37
65 years and over	7
Average age of principal operator (years)	52.1

Economic Characteristics

Item	Quantity
Farms by value of sales:	
Less than \$1,000	20
\$1,000 to \$2,499	5
\$2,500 to \$4,999	9
\$5,000 to \$9,999	5
\$10,000 to \$49,999	13
\$50,000 to \$99,999	2
\$100,000 to \$249,999	1
\$250,000 to \$499,999	1
\$500,000 or more	-
Total farm production expenses (\$1,000)	1,897
Average per farm (\$)	33,871
Net cash farm income of operation (\$1,000)	-865
Average per farm (\$)	-16,019
Value of agricultural products sold directly to individuals for human consumption (\$1,000)	149
Total organic product sales (\$1,000)	-
Total income from farm-related sources, gross before taxes and expenses (\$1,000)	103

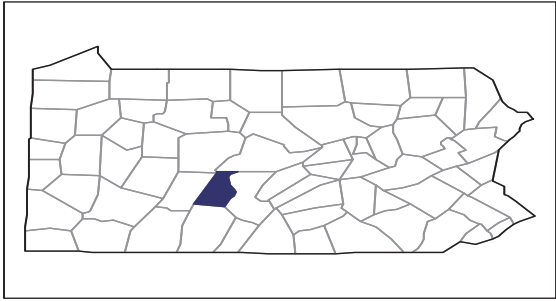
See "Census of Agriculture, Volume 1, Geographic Area Series" for complete footnotes, explanations, definitions, and methodology.

- Represents zero. (D) Withheld to avoid disclosing data for individual operations.

2012 CENSUS OF AGRICULTURE

RACE / ETHNICITY / GENDER PROFILE

Blair County - Pennsylvania Farms with Spanish, Hispanic, or Latino Operators Compared with All Farms

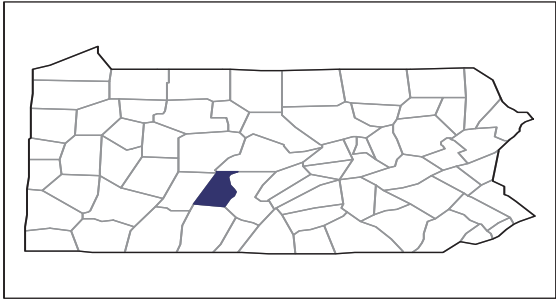


Data are not available at this geographic level for farms with Spanish, Hispanic, or Latino Operators.

2012 CENSUS OF AGRICULTURE

RACE / ETHNICITY / GENDER PROFILE

Blair County - Pennsylvania Farms with American Indian or Alaska Native Operators Compared with All Farms



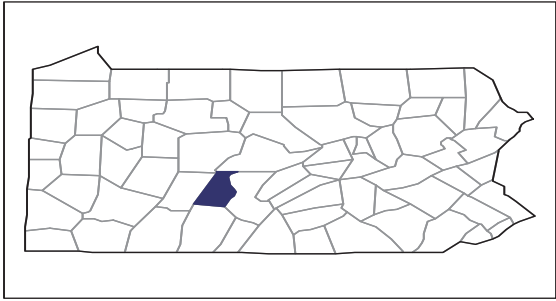
Data are not available at this geographic level for farms with American Indian or Alaska Native Operators.



2012 CENSUS OF AGRICULTURE

RACE / ETHNICITY / GENDER PROFILE

Blair County - Pennsylvania Farms with Asian Operators Compared with All Farms

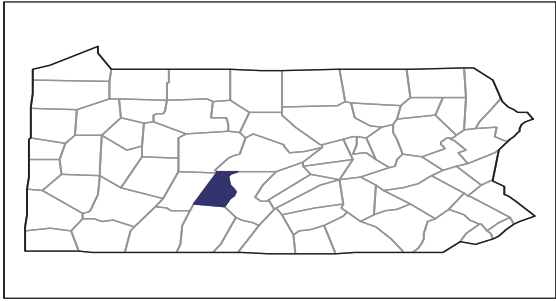


Data are not available at this geographic level for farms with Asian Operators.

2012 CENSUS OF AGRICULTURE

RACE / ETHNICITY / GENDER PROFILE

Blair County - Pennsylvania Farms with Black or African American Operators Compared with All Farms



Data are not available at this geographic level for farms with Black or African American Operators.



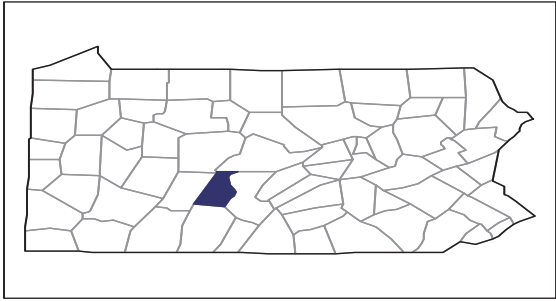
US Department of Agriculture
National Agricultural Statistics Service

www.agcensus.usda.gov

2012 CENSUS OF AGRICULTURE

RACE / ETHNICITY / GENDER PROFILE

Blair County - Pennsylvania Farms with Native Hawaiian or Other Pacific Islander Operators Compared with All Farms

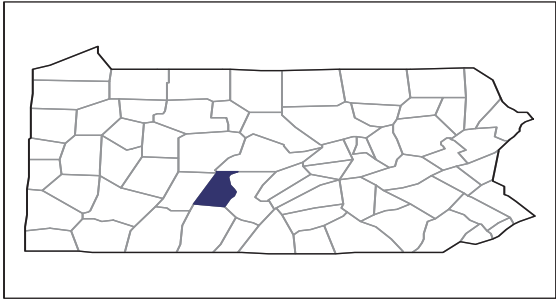


Data are not available at this geographic level for farms with Native Hawaiian or Other Pacific Islander Operators.

2012 CENSUS OF AGRICULTURE

RACE / ETHNICITY / GENDER PROFILE

Blair County - Pennsylvania Farms with White Operators Compared with All Farms



Data are not available at this geographic level for farms with White Operators.

