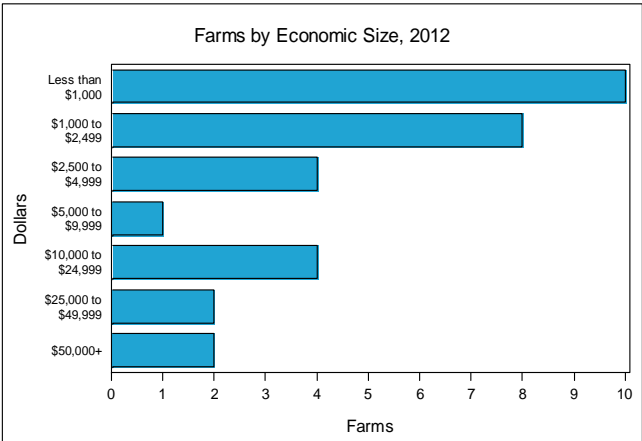
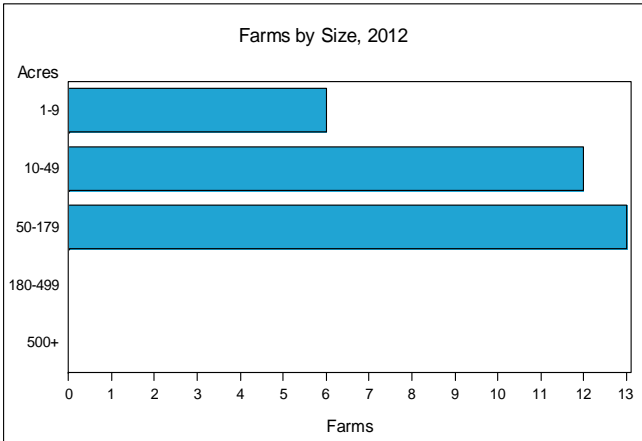



**Carbon County - Pennsylvania
 Farms with Women Principal
 Operators Compared with All Farms**

	Women Principal Operators	All Farms
Number of Farms	31	195
Land in Farms	1,147 acres	21,162 acres
Average Size of Farm	37 acres	109 acres
Market Value of Products Sold	\$289,000	\$9,339,000
Crop Sales	\$276,000	\$8,534,000
Livestock Sales	\$13,000	\$805,000
Average Per Farm	\$9,323	\$47,894
Government Payments	\$11,000	\$191,000
Average Per Farm Receiving Payments	\$1,262	\$2,331

See footnotes on reverse page.

Farms with Women Principal Operators





2012 CENSUS OF AGRICULTURE
RACE / ETHNICITY / GENDER PROFILE

Carbon County - Pennsylvania Farms with Women Principal Operators

Selected Highlights

Item	Farms	Quantity
MARKET VALUE OF AGRICULTURAL PRODUCTS SOLD (\$1,000)		
Total value of agricultural products sold	31	289
Value of crops including nursery and greenhouse	14	276
Value of livestock, poultry, and their products	15	13
VALUE OF SALES BY COMMODITY GROUP (\$1,000)		
Grains, oilseeds, dry beans, and dry peas	7	31
Tobacco	-	-
Cotton and cottonseed	-	-
Vegetables, melons, potatoes and sweet potatoes	1	(D)
Fruits, tree nuts, and berries	2	(D)
Nursery, greenhouse, floriculture, and sod	3	139
Cut Christmas trees and short rotation woody crops	2	(D)
Other crops and hay	4	14
Poultry and eggs	13	7
Cattle and calves	2	(D)
Milk from cows	-	-
Hogs and pigs	-	-
Sheep, goats, wool, mohair, and milk	2	(D)
Horses, ponies, mules, burros, and donkeys	-	-
Aquaculture	-	-
Other animals and other animal products	-	-
TOP CROP ITEMS (acres)		
Forage, all	7	210
Cut Christmas trees	2	(D)
Winter wheat for grain	3	60
Nursery stock crops	2	(D)
Corn for grain	4	12
TOP LIVESTOCK INVENTORY ITEMS (number)		
Layers	9	222
Ducks	6	(D)
Sheep and lambs	2	(D)
Horses and ponies	7	37
Cattle and calves	4	22

Operator Characteristics

Item	Quantity
Primary occupation:	
Farming	16
Other	15
Days worked off farm:	
None	19
Any	12
Years on present farm:	
2 years or less	-
3 to 4 years	4
5 to 9 years	2
10 years or more	25
Age group:	
Under 35 years	-
35 to 44 years	-
45 to 64 years	20
65 years and over	11
Average age of principal operator (years)	62.3

Economic Characteristics

Item	Quantity
Farms by value of sales:	
Less than \$1,000	13
\$1,000 to \$2,499	6
\$2,500 to \$4,999	4
\$5,000 to \$9,999	-
\$10,000 to \$49,999	6
\$50,000 to \$99,999	2
\$100,000 to \$249,999	-
\$250,000 to \$499,999	-
\$500,000 or more	-
Total farm production expenses (\$1,000)	447
Average per farm (\$)	14,406
Net cash farm income of operation (\$1,000)	-136
Average per farm (\$)	-4,376
Value of agricultural products sold directly to individuals for human consumption (\$1,000)	1
Total organic product sales (\$1,000)	-
Total income from farm-related sources, gross before taxes and expenses (\$1,000)	11

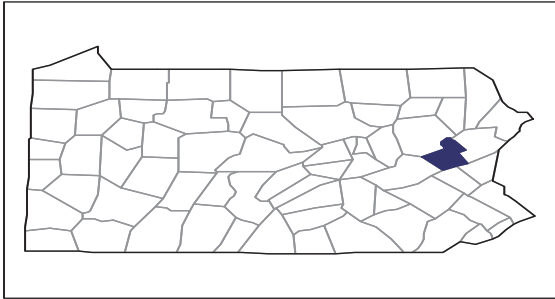
See "Census of Agriculture, Volume 1, Geographic Area Series" for complete footnotes, explanations, definitions, and methodology.

- Represents zero. (D) Withheld to avoid disclosing data for individual operations.

2012 CENSUS OF AGRICULTURE

RACE / ETHNICITY / GENDER PROFILE

Carbon County - Pennsylvania Farms with Spanish, Hispanic, or Latino Operators Compared with All Farms

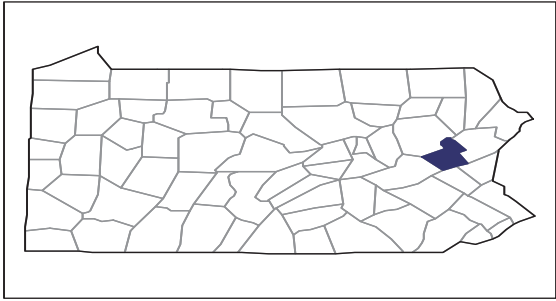


Data are not available at this geographic level for farms with Spanish, Hispanic, or Latino Operators.

2012 CENSUS OF AGRICULTURE

RACE / ETHNICITY / GENDER PROFILE

Carbon County - Pennsylvania Farms with American Indian or Alaska Native Operators Compared with All Farms

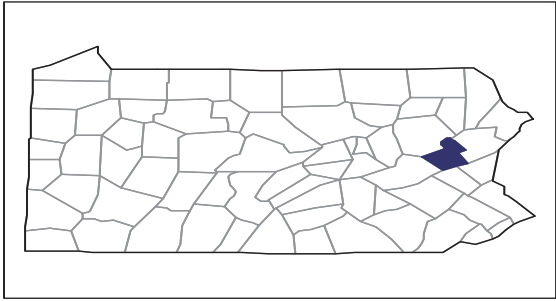


Data are not available at this geographic level for farms with American Indian or Alaska Native Operators.

2012 CENSUS OF AGRICULTURE

RACE / ETHNICITY / GENDER PROFILE

Carbon County - Pennsylvania Farms with Asian Operators Compared with All Farms

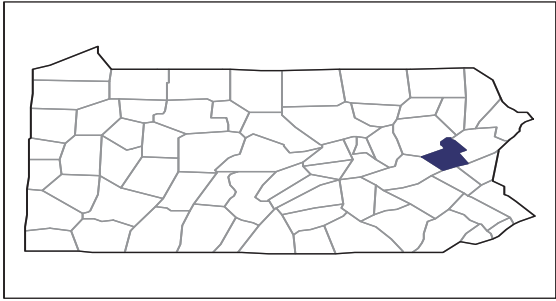


Data are not available at this geographic level for farms with Asian Operators.

2012 CENSUS OF AGRICULTURE

RACE / ETHNICITY / GENDER PROFILE

Carbon County - Pennsylvania Farms with Black or African American Operators Compared with All Farms

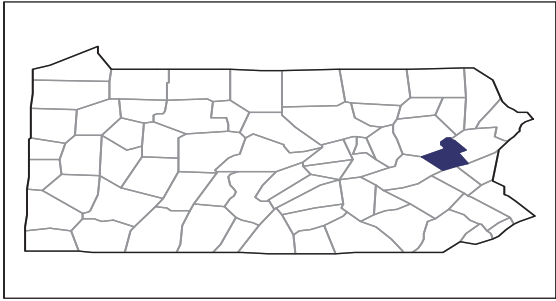


Data are not available at this geographic level for farms with Black or African American Operators.

2012 CENSUS OF AGRICULTURE

RACE / ETHNICITY / GENDER PROFILE

Carbon County - Pennsylvania Farms with Native Hawaiian or Other Pacific Islander Operators Compared with All Farms

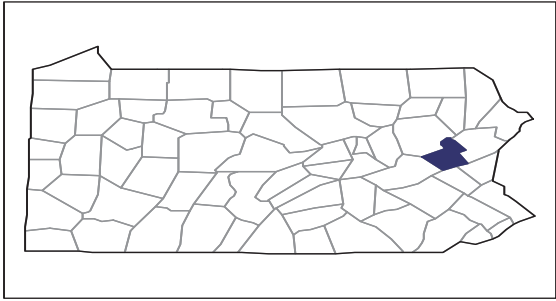


Data are not available at this geographic level for farms with Native Hawaiian or Other Pacific Islander Operators.

2012 CENSUS OF AGRICULTURE

RACE / ETHNICITY / GENDER PROFILE

Carbon County - Pennsylvania Farms with White Operators Compared with All Farms



Data are not available at this geographic level for farms with White Operators.

