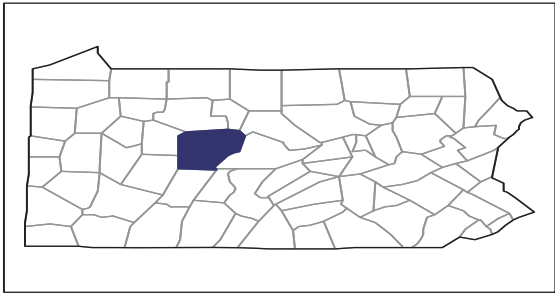


2012 CENSUS OF AGRICULTURE

RACE / ETHNICITY / GENDER PROFILE

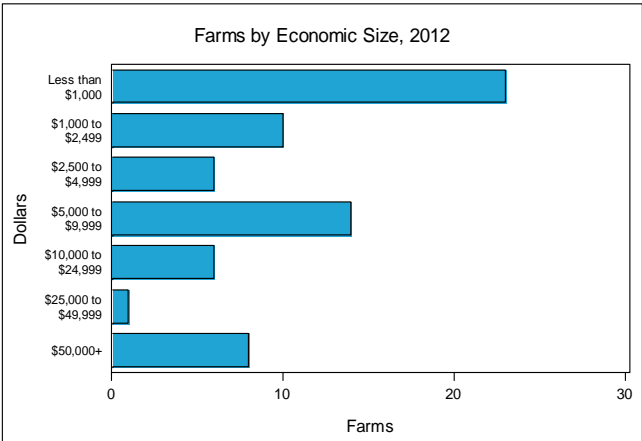
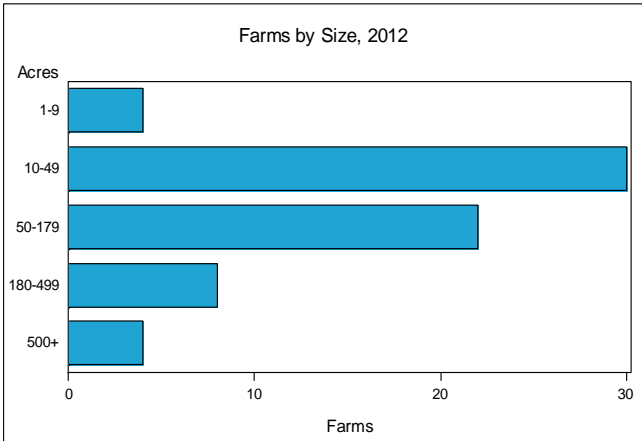


Clearfield County - Pennsylvania Farms with Women Principal Operators Compared with All Farms

	Women Principal Operators	All Farms
Number of Farms	68	533
Land in Farms	7,061 acres	69,250 acres
Average Size of Farm	104 acres	130 acres
Market Value of Products Sold	\$673,000	\$13,691,000
Crop Sales	\$404,000	\$7,279,000
Livestock Sales	\$269,000	\$6,411,000
Average Per Farm	\$9,898	\$25,686
Government Payments	\$22,000	\$392,000
Average Per Farm Receiving Payments	\$1,116	\$3,409

See footnotes on reverse page.

Farms with Women Principal Operators





2012 CENSUS OF AGRICULTURE
RACE / ETHNICITY / GENDER PROFILE

Clearfield County - Pennsylvania Farms with Women Principal Operators

Selected Highlights

Item	Farms	Quantity
MARKET VALUE OF AGRICULTURAL PRODUCTS SOLD (\$1,000)		
Total value of agricultural products sold	68	673
Value of crops including nursery and greenhouse	29	404
Value of livestock, poultry, and their products	31	269
VALUE OF SALES BY COMMODITY GROUP (\$1,000)		
Grains, oilseeds, dry beans, and dry peas	5	42
Tobacco	-	-
Cotton and cottonseed	-	-
Vegetables, melons, potatoes and sweet potatoes	3	(D)
Fruits, tree nuts, and berries	-	-
Nursery, greenhouse, floriculture, and sod	4	(D)
Cut Christmas trees and short rotation woody crops	-	-
Other crops and hay	22	297
Poultry and eggs	14	12
Cattle and calves	7	17
Milk from cows	-	-
Hogs and pigs	-	-
Sheep, goats, wool, mohair, and milk	2	(D)
Horses, ponies, mules, burros, and donkeys	11	(D)
Aquaculture	-	-
Other animals and other animal products	6	9
TOP CROP ITEMS (acres)		
Forage, all	29	1,725
Corn for grain	5	78
Vegetables harvested, all	3	4
Nursery stock crops	2	(D)
Grapes	2	(D)
TOP LIVESTOCK INVENTORY ITEMS (number)		
Layers	16	763
Pullets for laying flock replacement	2	(D)
Horses and ponies	41	307
Cattle and calves	10	287
Guineas	3	68

Operator Characteristics

Item	Quantity
Primary occupation:	
Farming	31
Other	37
Days worked off farm:	
None	18
Any	50
Years on present farm:	
2 years or less	-
3 to 4 years	2
5 to 9 years	14
10 years or more	52
Age group:	
Under 35 years	7
35 to 44 years	1
45 to 64 years	42
65 years and over	18
Average age of principal operator (years)	56.2

Economic Characteristics

Item	Quantity
Farms by value of sales:	
Less than \$1,000	29
\$1,000 to \$2,499	8
\$2,500 to \$4,999	3
\$5,000 to \$9,999	13
\$10,000 to \$49,999	7
\$50,000 to \$99,999	8
\$100,000 to \$249,999	-
\$250,000 to \$499,999	-
\$500,000 or more	-
Total farm production expenses (\$1,000)	1,127
Average per farm (\$)	16,571
Net cash farm income of operation (\$1,000)	-413
Average per farm (\$)	-6,069
Value of agricultural products sold directly to individuals for human consumption (\$1,000)	(D)
Total organic product sales (\$1,000)	-
Total income from farm-related sources, gross before taxes and expenses (\$1,000)	19

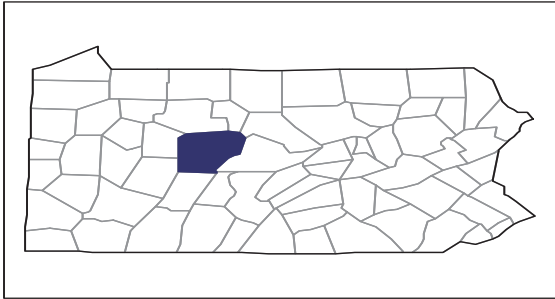
See "Census of Agriculture, Volume 1, Geographic Area Series" for complete footnotes, explanations, definitions, and methodology.

- Represents zero. (D) Withheld to avoid disclosing data for individual operations.

2012 CENSUS OF AGRICULTURE

RACE / ETHNICITY / GENDER PROFILE

Clearfield County - Pennsylvania Farms with Spanish, Hispanic, or Latino Operators Compared with All Farms

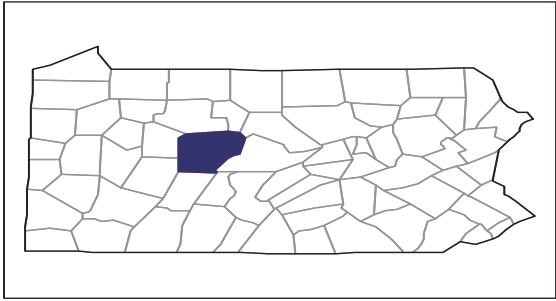


Data are not available at this geographic level for farms with Spanish, Hispanic, or Latino Operators.

2012 CENSUS OF AGRICULTURE

RACE / ETHNICITY / GENDER PROFILE

Clearfield County - Pennsylvania Farms with American Indian or Alaska Native Operators Compared with All Farms



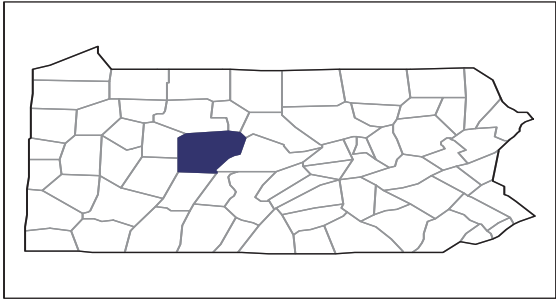
Data are not available at this geographic level for farms with American Indian or Alaska Native Operators.



2012 CENSUS OF AGRICULTURE

RACE / ETHNICITY / GENDER PROFILE

Clearfield County - Pennsylvania Farms with Asian Operators Compared with All Farms

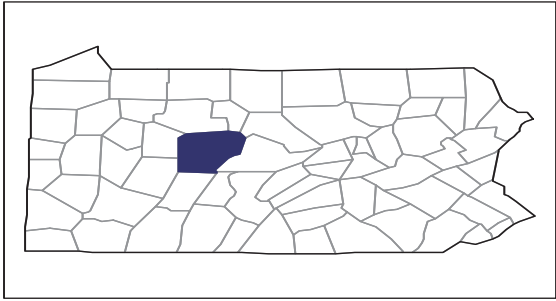


Data are not available at this geographic level for farms with Asian Operators.

2012 CENSUS OF AGRICULTURE

RACE / ETHNICITY / GENDER PROFILE

Clearfield County - Pennsylvania Farms with Black or African American Operators Compared with All Farms



Data are not available at this geographic level for farms with Black or African American Operators.



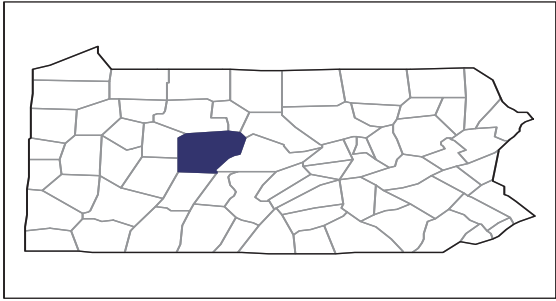
US Department of Agriculture
National Agricultural Statistics Service

www.agcensus.usda.gov

2012 CENSUS OF AGRICULTURE

RACE / ETHNICITY / GENDER PROFILE

Clearfield County - Pennsylvania Farms with Native Hawaiian or Other Pacific Islander Operators Compared with All Farms

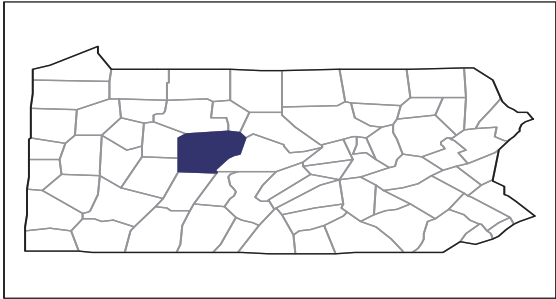


Data are not available at this geographic level for farms with Native Hawaiian or Other Pacific Islander Operators.

2012 CENSUS OF AGRICULTURE

RACE / ETHNICITY / GENDER PROFILE

Clearfield County - Pennsylvania Farms with White Operators Compared with All Farms



Data are not available at this geographic level for farms with White Operators.

