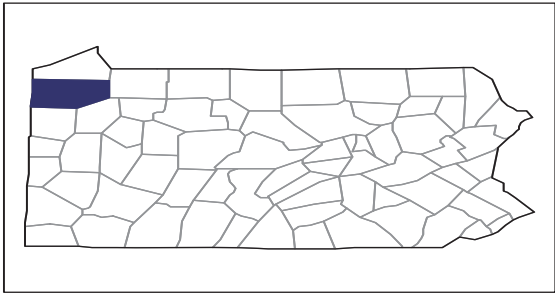


2012 CENSUS OF AGRICULTURE

RACE / ETHNICITY / GENDER PROFILE

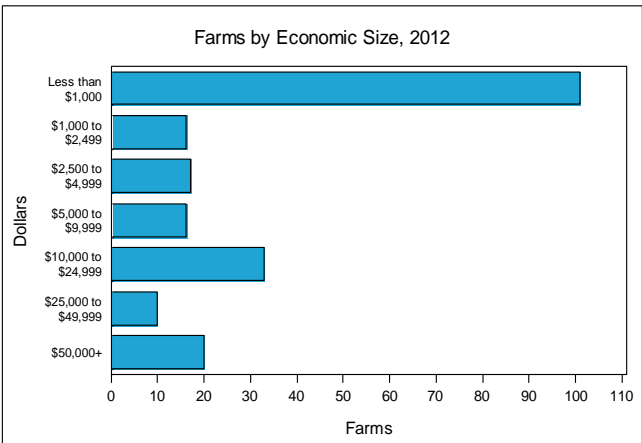
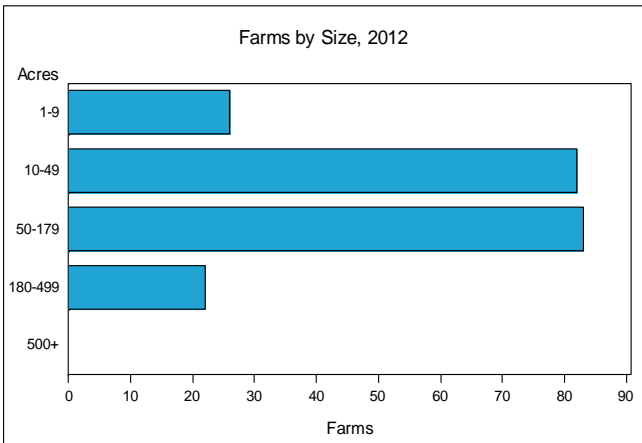



Crawford County - Pennsylvania Farms with Women Principal Operators Compared with All Farms

	Women Principal Operators	All Farms
Number of Farms	213	1,351
Land in Farms	16,401 acres	227,731 acres
Average Size of Farm	77 acres	169 acres
Market Value of Products Sold	\$2,921,000	\$116,075,000
Crop Sales	\$1,478,000	\$51,457,000
Livestock Sales	\$1,443,000	\$64,618,000
Average Per Farm	\$13,713	\$85,918
Government Payments	\$34,000	\$2,095,000
Average Per Farm Receiving Payments	\$1,218	\$5,821

See footnotes on reverse page.

Farms with Women Principal Operators





2012 CENSUS OF AGRICULTURE
RACE / ETHNICITY / GENDER PROFILE

Crawford County - Pennsylvania Farms with Women Principal Operators

Selected Highlights

Item	Farms	Quantity
MARKET VALUE OF AGRICULTURAL PRODUCTS SOLD (\$1,000)		
Total value of agricultural products sold	213	2,921
Value of crops including nursery and greenhouse	72	1,478
Value of livestock, poultry, and their products	96	1,443
VALUE OF SALES BY COMMODITY GROUP (\$1,000)		
Grains, oilseeds, dry beans, and dry peas	15	491
Tobacco	-	-
Cotton and cottonseed	-	-
Vegetables, melons, potatoes and sweet potatoes	12	(D)
Fruits, tree nuts, and berries	4	81
Nursery, greenhouse, floriculture, and sod	7	291
Cut Christmas trees and short rotation woody crops	4	(D)
Other crops and hay	47	519
Poultry and eggs	19	8
Cattle and calves	49	246
Milk from cows	9	807
Hogs and pigs	11	54
Sheep, goats, wool, mohair, and milk	15	158
Horses, ponies, mules, burros, and donkeys	17	137
Aquaculture	-	-
Other animals and other animal products	11	33
TOP CROP ITEMS (acres)		
Forage, all	87	3,700
Corn for grain	13	600
Soybeans for beans	11	353
Cut Christmas trees	4	108
Corn for silage	2	(D)
TOP LIVESTOCK INVENTORY ITEMS (number)		
Cattle and calves	67	1,183
Horses and ponies	122	1,157
Hogs and pigs	14	686
Layers	42	642
Sheep and lambs	12	603

Operator Characteristics

Item	Quantity
Primary occupation:	
Farming	129
Other	84
Days worked off farm:	
None	85
Any	128
Years on present farm:	
2 years or less	6
3 to 4 years	17
5 to 9 years	51
10 years or more	139
Age group:	
Under 35 years	10
35 to 44 years	33
45 to 64 years	123
65 years and over	47
Average age of principal operator (years)	53.4

Economic Characteristics

Item	Quantity
Farms by value of sales:	
Less than \$1,000	103
\$1,000 to \$2,499	16
\$2,500 to \$4,999	15
\$5,000 to \$9,999	17
\$10,000 to \$49,999	42
\$50,000 to \$99,999	13
\$100,000 to \$249,999	7
\$250,000 to \$499,999	-
\$500,000 or more	-
Total farm production expenses (\$1,000)	5,308
Average per farm (\$)	24,918
Net cash farm income of operation (\$1,000)	-1,683
Average per farm (\$)	-7,900
Value of agricultural products sold directly to individuals for human consumption (\$1,000)	97
Total organic product sales (\$1,000)	-
Total income from farm-related sources, gross before taxes and expenses (\$1,000)	670

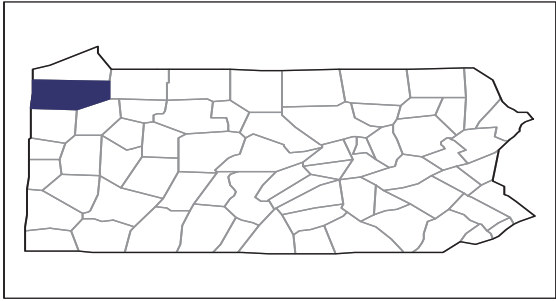
See "Census of Agriculture, Volume 1, Geographic Area Series" for complete footnotes, explanations, definitions, and methodology.

- Represents zero. (D) Withheld to avoid disclosing data for individual operations.

2012 CENSUS OF AGRICULTURE

RACE / ETHNICITY / GENDER PROFILE

Crawford County - Pennsylvania Farms with Spanish, Hispanic, or Latino Operators Compared with All Farms



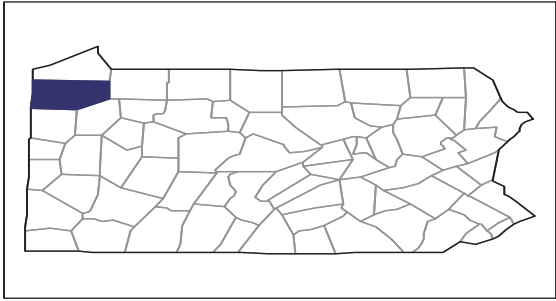
Data are not available at this geographic level for farms with Spanish, Hispanic, or Latino Operators.



2012 CENSUS OF AGRICULTURE

RACE / ETHNICITY / GENDER PROFILE

Crawford County - Pennsylvania Farms with American Indian or Alaska Native Operators Compared with All Farms

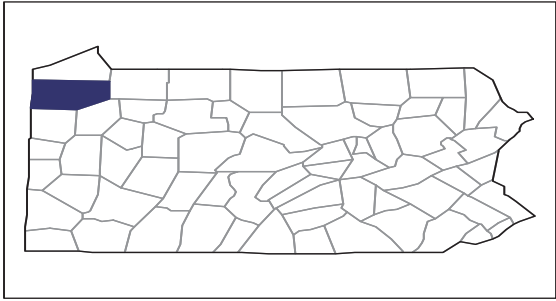


Data are not available at this geographic level for farms with American Indian or Alaska Native Operators.

2012 CENSUS OF AGRICULTURE

RACE / ETHNICITY / GENDER PROFILE

Crawford County - Pennsylvania Farms with Asian Operators Compared with All Farms

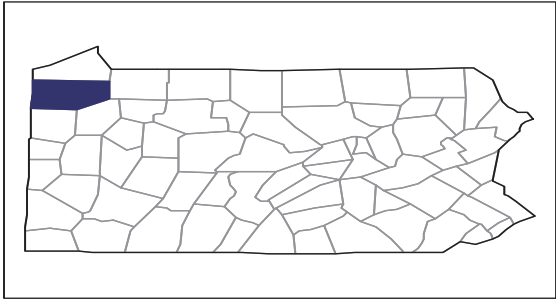


Data are not available at this geographic level for farms with Asian Operators.

2012 CENSUS OF AGRICULTURE

RACE / ETHNICITY / GENDER PROFILE

Crawford County - Pennsylvania Farms with Black or African American Operators Compared with All Farms



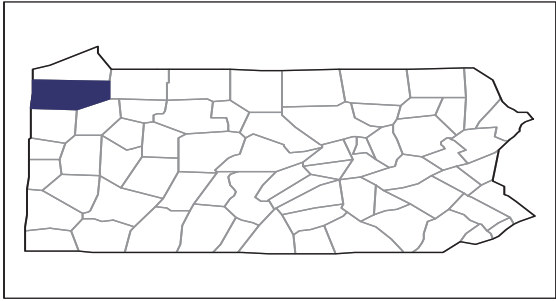
Data are not available at this geographic level for farms with Black or African American Operators.



2012 CENSUS OF AGRICULTURE

RACE / ETHNICITY / GENDER PROFILE

Crawford County - Pennsylvania Farms with Native Hawaiian or Other Pacific Islander Operators Compared with All Farms



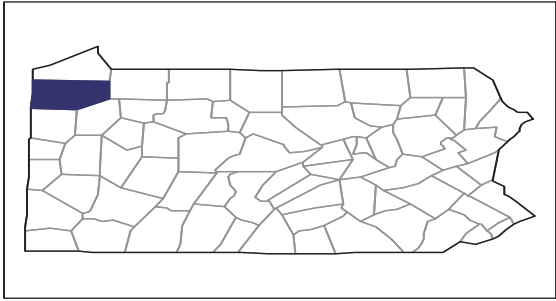
Data are not available at this geographic level for farms with Native Hawaiian or Other Pacific Islander Operators.



2012 CENSUS OF AGRICULTURE

RACE / ETHNICITY / GENDER PROFILE

Crawford County - Pennsylvania Farms with White Operators Compared with All Farms



Data are not available at this geographic level for farms with White Operators.



