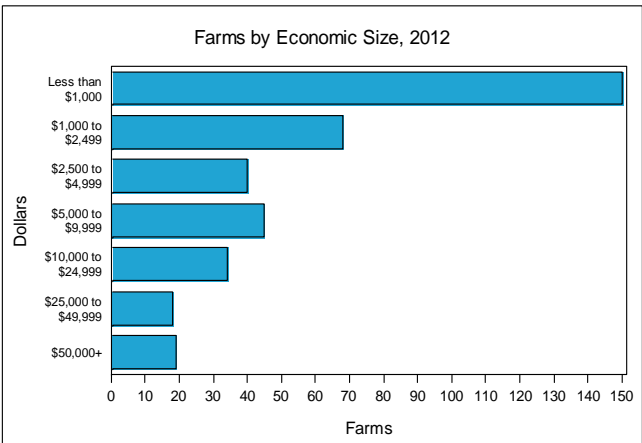
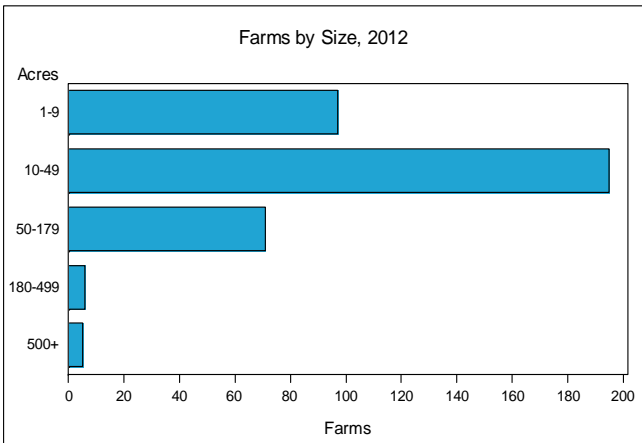



**York County - Pennsylvania  
 Farms with Women Principal  
 Operators Compared with All Farms**

	<b>Women Principal Operators</b>	<b>All Farms</b>
<b>Number of Farms</b>	374	2,171
<b>Land in Farms</b>	18,846 acres	262,062 acres
<b>Average Size of Farm</b>	50 acres	121 acres
<b>Market Value of Products Sold</b>	\$9,731,000	\$234,064,000
Crop Sales	(D)	\$147,217,000
Livestock Sales	(D)	\$86,847,000
Average Per Farm	\$26,019	\$107,814
<b>Government Payments</b>	\$93,000	\$2,746,000
Average Per Farm Receiving Payments	\$2,028	\$5,698

See footnotes on reverse page.

**Farms with Women Principal Operators**





**2012 CENSUS OF AGRICULTURE**  
**RACE / ETHNICITY / GENDER PROFILE**

## York County - Pennsylvania Farms with Women Principal Operators

### Selected Highlights

Item	Farms	Quantity
<b>MARKET VALUE OF AGRICULTURAL PRODUCTS SOLD (\$1,000)</b>		
Total value of agricultural products sold	374	9,731
Value of crops including nursery and greenhouse	154	(D)
Value of livestock, poultry, and their products	138	(D)
<b>VALUE OF SALES BY COMMODITY GROUP (\$1,000)</b>		
Grains, oilseeds, dry beans, and dry peas	50	2,282
Tobacco	1	(D)
Cotton and cottonseed	-	-
Vegetables, melons, potatoes and sweet potatoes	14	186
Fruits, tree nuts, and berries	16	(D)
Nursery, greenhouse, floriculture, and sod	17	(D)
Cut Christmas trees and short rotation woody crops	2	(D)
Other crops and hay	75	285
Poultry and eggs	53	(D)
Cattle and calves	46	670
Milk from cows	3	473
Hogs and pigs	9	(D)
Sheep, goats, wool, mohair, and milk	51	122
Horses, ponies, mules, burros, and donkeys	26	118
Aquaculture	-	-
Other animals and other animal products	12	20
<b>TOP CROP ITEMS (acres)</b>		
Forage, all	129	2,083
Soybeans for beans	18	1,744
Corn for grain	40	1,515
Winter wheat for grain	12	320
Barley for grain	3	147
<b>TOP LIVESTOCK INVENTORY ITEMS (number)</b>		
Layers	93	(D)
Pullets for laying flock replacement	12	(D)
Hogs and pigs	10	(D)
Roosters	7	(D)
Cattle and calves	62	1,478

### Operator Characteristics

Item	Quantity
Primary occupation:	
Farming	185
Other	189
Days worked off farm:	
None	154
Any	220
Years on present farm:	
2 years or less	8
3 to 4 years	44
5 to 9 years	56
10 years or more	266
Age group:	
Under 35 years	18
35 to 44 years	25
45 to 64 years	268
65 years and over	63
Average age of principal operator (years)	55.8

### Economic Characteristics

Item	Quantity
Farms by value of sales:	
Less than \$1,000	165
\$1,000 to \$2,499	57
\$2,500 to \$4,999	42
\$5,000 to \$9,999	39
\$10,000 to \$49,999	52
\$50,000 to \$99,999	7
\$100,000 to \$249,999	5
\$250,000 to \$499,999	3
\$500,000 or more	4
Total farm production expenses (\$1,000)	12,743
Average per farm (\$)	34,072
Net cash farm income of operation (\$1,000)	-2,074
Average per farm (\$)	-5,544
Value of agricultural products sold directly to individuals for human consumption (\$1,000)	250
Total organic product sales (\$1,000)	(D)
Total income from farm-related sources, gross before taxes and expenses (\$1,000)	845

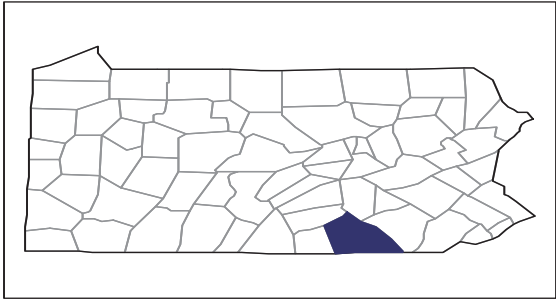
See "Census of Agriculture, Volume 1, Geographic Area Series" for complete footnotes, explanations, definitions, and methodology.

- Represents zero. (D) Withheld to avoid disclosing data for individual operations.

# 2012 CENSUS OF AGRICULTURE

## RACE / ETHNICITY / GENDER PROFILE

### York County - Pennsylvania Farms with Spanish, Hispanic, or Latino Operators Compared with All Farms



Data are not available at this geographic level for farms with Spanish, Hispanic, or Latino Operators.

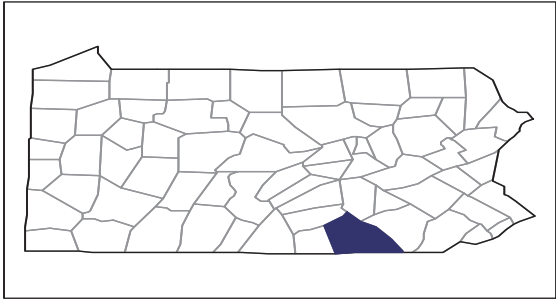




# 2012 CENSUS OF AGRICULTURE

## RACE / ETHNICITY / GENDER PROFILE

### York County - Pennsylvania Farms with American Indian or Alaska Native Operators Compared with All Farms



Data are not available at this geographic level for farms with American Indian or Alaska Native Operators.

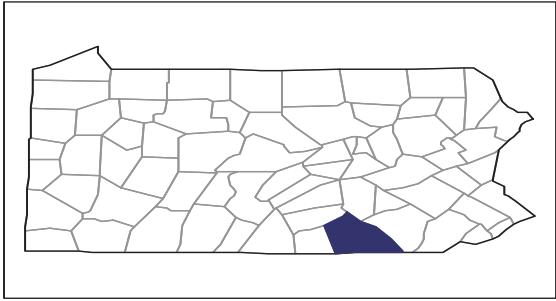




# 2012 CENSUS OF AGRICULTURE

## RACE / ETHNICITY / GENDER PROFILE

### York County - Pennsylvania Farms with Asian Operators Compared with All Farms



Data are not available at this geographic level for farms with Asian Operators.

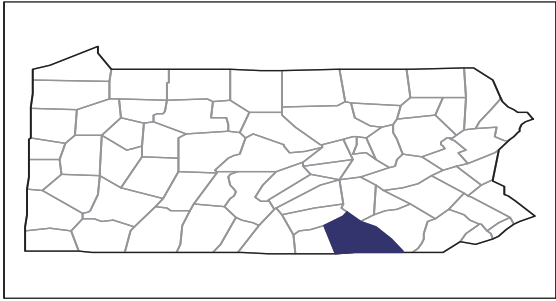




# 2012 CENSUS OF AGRICULTURE

## RACE / ETHNICITY / GENDER PROFILE

### York County - Pennsylvania Farms with Black or African American Operators Compared with All Farms



Data are not available at this geographic level for farms with Black or African American Operators.

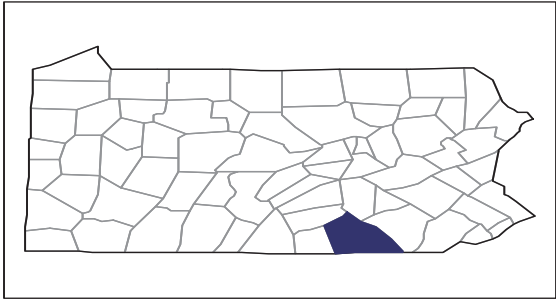




# 2012 CENSUS OF AGRICULTURE

## RACE / ETHNICITY / GENDER PROFILE

### York County - Pennsylvania Farms with Native Hawaiian or Other Pacific Islander Operators Compared with All Farms



Data are not available at this geographic level for farms with Native Hawaiian or Other Pacific Islander Operators.

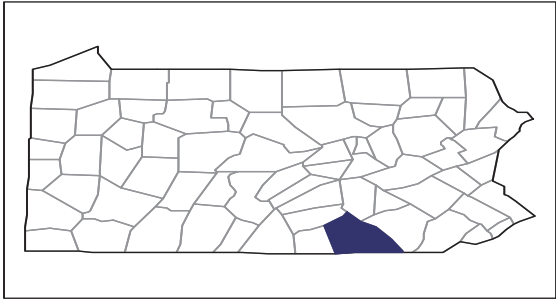




# 2012 CENSUS OF AGRICULTURE

## RACE / ETHNICITY / GENDER PROFILE

### York County - Pennsylvania Farms with White Operators Compared with All Farms



Data are not available at this geographic level for farms with White Operators.

