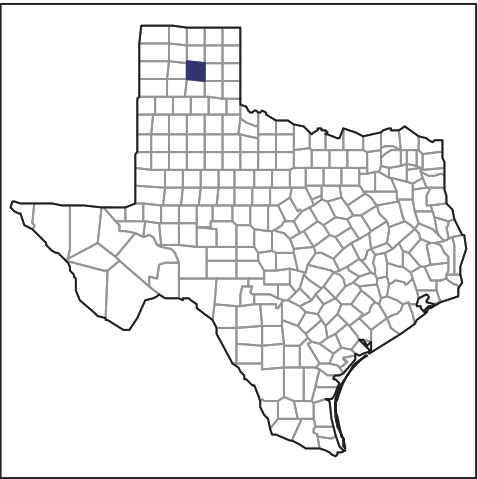


2012 CENSUS OF AGRICULTURE

RACE / ETHNICITY / GENDER PROFILE

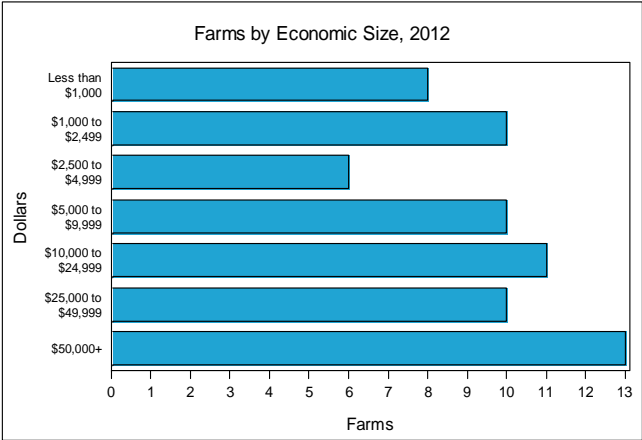
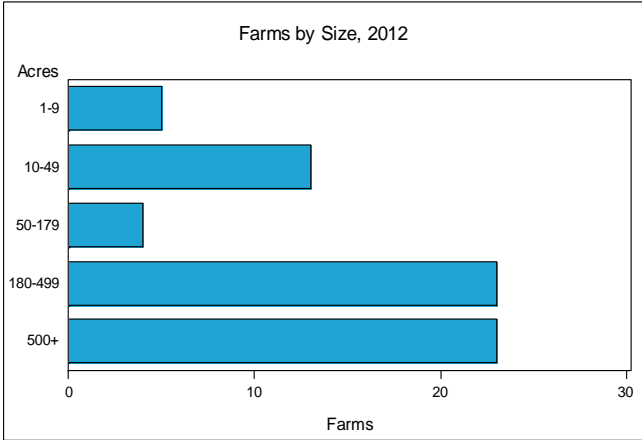



Carson County - Texas Farms with Women Principal Operators Compared with All Farms

	Women Principal Operators	All Farms
Number of Farms	68	386
Land in Farms	33,538 acres	484,876 acres
Average Size of Farm	493 acres	1,256 acres
Market Value of Products Sold	\$1,440,000	\$82,986,000
Crop Sales	\$989,000	\$50,643,000
Livestock Sales	\$451,000	\$32,342,000
Average Per Farm	\$21,179	\$214,988
Government Payments	\$845,000	\$5,875,000
Average Per Farm Receiving Payments	\$16,565	\$20,258

See footnotes on reverse page.

Farms with Women Principal Operators





2012 CENSUS OF AGRICULTURE

RACE / ETHNICITY / GENDER PROFILE

Carson County - Texas Farms with Women Principal Operators

Selected Highlights

Item	Farms	Quantity
MARKET VALUE OF AGRICULTURAL PRODUCTS SOLD (\$1,000)		
Total value of agricultural products sold	68	1,440
Value of crops including nursery and greenhouse	9	989
Value of livestock, poultry, and their products	16	451
VALUE OF SALES BY COMMODITY GROUP (\$1,000)		
Grains, oilseeds, dry beans, and dry peas	7	562
Tobacco	-	-
Cotton and cottonseed	2	(D)
Vegetables, melons, potatoes and sweet potatoes	-	-
Fruits, tree nuts, and berries	-	-
Nursery, greenhouse, floriculture, and sod	2	(D)
Cut Christmas trees and short rotation woody crops	-	-
Other crops and hay	1	(D)
Poultry and eggs	3	(Z)
Cattle and calves	9	(D)
Milk from cows	-	-
Hogs and pigs	-	-
Sheep, goats, wool, mohair, and milk	2	(D)
Horses, ponies, mules, burros, and donkeys	2	(D)
Aquaculture	-	-
Other animals and other animal products	-	-
TOP CROP ITEMS (acres)		
Winter wheat for grain	7	3,026
Upland cotton	2	(D)
Sorghum for grain	2	(D)
Soybeans for beans	1	(D)
Field and grass seed crops, all	1	(D)
TOP LIVESTOCK INVENTORY ITEMS (number)		
Cattle and calves	7	340
Horses and ponies	11	66
Roosters	3	63
Layers	3	27
Peacocks or peahens	2	(D)

Operator Characteristics

Item	Quantity
Primary occupation:	
Farming	21
Other	47
Days worked off farm:	
None	31
Any	37
Years on present farm:	
2 years or less	2
3 to 4 years	5
5 to 9 years	15
10 years or more	46
Age group:	
Under 35 years	2
35 to 44 years	6
45 to 64 years	14
65 years and over	46
Average age of principal operator (years)	68.1

Economic Characteristics

Item	Quantity
Farms by value of sales:	
Less than \$1,000	46
\$1,000 to \$2,499	5
\$2,500 to \$4,999	-
\$5,000 to \$9,999	-
\$10,000 to \$49,999	8
\$50,000 to \$99,999	2
\$100,000 to \$249,999	6
\$250,000 to \$499,999	1
\$500,000 or more	-
Total farm production expenses (\$1,000)	1,610
Average per farm (\$)	23,679
Net cash farm income of operation (\$1,000)	938
Average per farm (\$)	13,787
Value of agricultural products sold directly to individuals for human consumption (\$1,000)	-
Total organic product sales (\$1,000)	-
Total income from farm-related sources, gross before taxes and expenses (\$1,000)	263

See "Census of Agriculture, Volume 1, Geographic Area Series" for complete footnotes, explanations, definitions, and methodology.
 - Represents zero. (D) Withheld to avoid disclosing data for individual operations. (Z) Less than half of the unit shown.

2012 CENSUS OF AGRICULTURE

RACE / ETHNICITY / GENDER PROFILE

Carson County - Texas Farms with Spanish, Hispanic, or Latino Operators Compared with All Farms



Data are not available at this geographic level for farms with Spanish, Hispanic, or Latino Operators.

2012 CENSUS OF AGRICULTURE

RACE / ETHNICITY / GENDER PROFILE

Carson County - Texas Farms with American Indian or Alaska Native Operators Compared with All Farms



Data are not available at this geographic level for farms with American Indian or Alaska Native Operators.



US Department of Agriculture
National Agricultural Statistics Service

www.agcensus.usda.gov

2012 CENSUS OF AGRICULTURE

RACE / ETHNICITY / GENDER PROFILE

Carson County - Texas Farms with Asian Operators Compared with All Farms



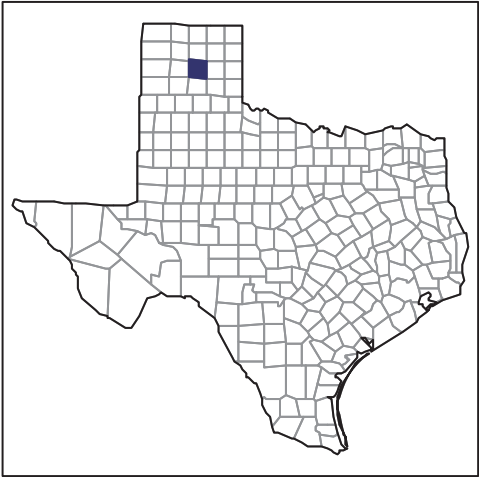
Data are not available at this geographic level for farms with Asian Operators.



2012 CENSUS OF AGRICULTURE

RACE / ETHNICITY / GENDER PROFILE

Carson County - Texas Farms with Black or African American Operators Compared with All Farms



Data are not available at this geographic level for farms with Black or African American Operators.



2012 CENSUS OF AGRICULTURE

RACE / ETHNICITY / GENDER PROFILE

Carson County - Texas Farms with Native Hawaiian or Other Pacific Islander Operators Compared with All Farms



Data are not available at this geographic level for farms with Native Hawaiian or Other Pacific Islander Operators.

2012 CENSUS OF AGRICULTURE

RACE / ETHNICITY / GENDER PROFILE

Carson County - Texas Farms with White Operators Compared with All Farms



Data are not available at this geographic level for farms with White Operators.

