

2012 CENSUS OF AGRICULTURE

RACE / ETHNICITY / GENDER PROFILE

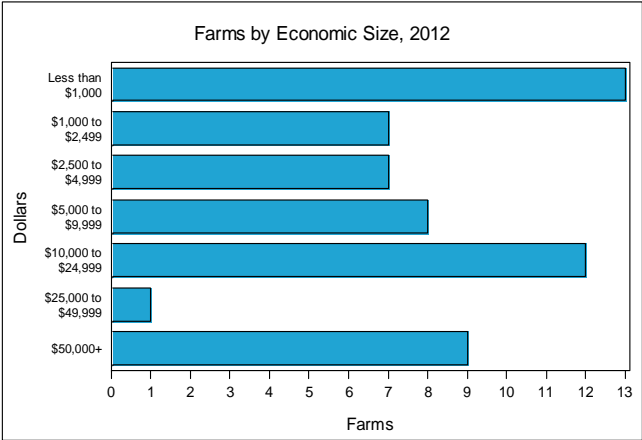
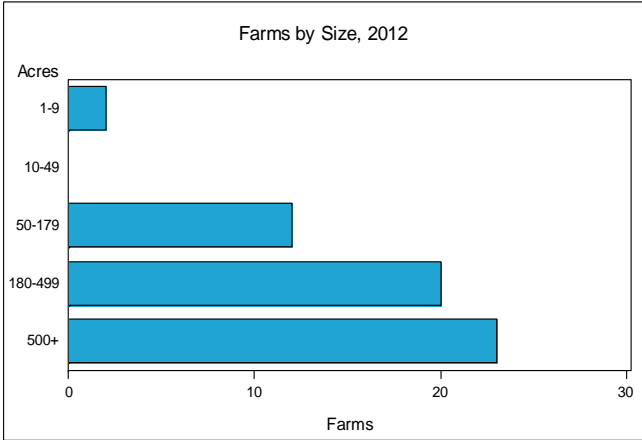



Concho County - Texas Farms with Women Principal Operators Compared with All Farms

	Women Principal Operators	All Farms
Number of Farms	57	401
Land in Farms	40,728 acres	501,597 acres
Average Size of Farm	715 acres	1,251 acres
Market Value of Products Sold	\$904,000	\$22,830,000
Crop Sales	\$379,000	\$14,229,000
Livestock Sales	\$525,000	\$8,601,000
Average Per Farm	\$15,856	\$56,933
Government Payments	\$220,000	\$3,244,000
Average Per Farm Receiving Payments	\$6,478	\$11,926

See footnotes on reverse page.

Farms with Women Principal Operators





2012 CENSUS OF AGRICULTURE
RACE / ETHNICITY / GENDER PROFILE

Concho County - Texas Farms with Women Principal Operators

Selected Highlights

Item	Farms	Quantity
MARKET VALUE OF AGRICULTURAL PRODUCTS SOLD (\$1,000)		
Total value of agricultural products sold	57	904
Value of crops including nursery and greenhouse	6	379
Value of livestock, poultry, and their products	29	525
VALUE OF SALES BY COMMODITY GROUP (\$1,000)		
Grains, oilseeds, dry beans, and dry peas	2	(D)
Tobacco	-	-
Cotton and cottonseed	-	-
Vegetables, melons, potatoes and sweet potatoes	-	-
Fruits, tree nuts, and berries	-	-
Nursery, greenhouse, floriculture, and sod	-	-
Cut Christmas trees and short rotation woody crops	-	-
Other crops and hay	6	(D)
Poultry and eggs	1	(D)
Cattle and calves	19	411
Milk from cows	-	-
Hogs and pigs	-	-
Sheep, goats, wool, mohair, and milk	16	(D)
Horses, ponies, mules, burros, and donkeys	-	-
Aquaculture	-	-
Other animals and other animal products	-	-
TOP CROP ITEMS (acres)		
Forage, all	9	1,103
Winter wheat for grain	2	(D)
TOP LIVESTOCK INVENTORY ITEMS (number)		
Sheep and lambs	14	1,470
Cattle and calves	21	1,119
Goats, all	14	616
Deer	2	(D)
Layers	3	40

Operator Characteristics

Item	Quantity
Primary occupation:	
Farming	41
Other	16
Days worked off farm:	
None	36
Any	21
Years on present farm:	
2 years or less	2
3 to 4 years	6
5 to 9 years	7
10 years or more	42
Age group:	
Under 35 years	2
35 to 44 years	1
45 to 64 years	22
65 years and over	32
Average age of principal operator (years)	65.1

Economic Characteristics

Item	Quantity
Farms by value of sales:	
Less than \$1,000	30
\$1,000 to \$2,499	2
\$2,500 to \$4,999	2
\$5,000 to \$9,999	7
\$10,000 to \$49,999	11
\$50,000 to \$99,999	3
\$100,000 to \$249,999	2
\$250,000 to \$499,999	-
\$500,000 or more	-
Total farm production expenses (\$1,000)	1,495
Average per farm (\$)	26,231
Net cash farm income of operation (\$1,000)	-141
Average per farm (\$)	-2,480
Value of agricultural products sold directly to individuals for human consumption (\$1,000)	(D)
Total organic product sales (\$1,000)	-
Total income from farm-related sources, gross before taxes and expenses (\$1,000)	230

See "Census of Agriculture, Volume 1, Geographic Area Series" for complete footnotes, explanations, definitions, and methodology.
 - Represents zero. (D) Withheld to avoid disclosing data for individual operations.

2012 CENSUS OF AGRICULTURE

RACE / ETHNICITY / GENDER PROFILE

Concho County - Texas Farms with Spanish, Hispanic, or Latino Operators Compared with All Farms



Data are not available at this geographic level for farms with Spanish, Hispanic, or Latino Operators.



2012 CENSUS OF AGRICULTURE

RACE / ETHNICITY / GENDER PROFILE

Concho County - Texas Farms with American Indian or Alaska Native Operators Compared with All Farms



Data are not available at this geographic level for farms with American Indian or Alaska Native Operators.



2012 CENSUS OF AGRICULTURE

RACE / ETHNICITY / GENDER PROFILE

Concho County - Texas Farms with Asian Operators Compared with All Farms



Data are not available at this geographic level for farms with Asian Operators.



2012 CENSUS OF AGRICULTURE

RACE / ETHNICITY / GENDER PROFILE

Concho County - Texas Farms with Black or African American Operators Compared with All Farms



Data are not available at this geographic level for farms with Black or African American Operators.



2012 CENSUS OF AGRICULTURE

RACE / ETHNICITY / GENDER PROFILE

Concho County - Texas Farms with Native Hawaiian or Other Pacific Islander Operators Compared with All Farms



Data are not available at this geographic level for farms with Native Hawaiian or Other Pacific Islander Operators.



2012 CENSUS OF AGRICULTURE

RACE / ETHNICITY / GENDER PROFILE

Concho County - Texas Farms with White Operators Compared with All Farms



Data are not available at this geographic level for farms with White Operators.



