

# 2012 CENSUS OF AGRICULTURE

## RACE / ETHNICITY / GENDER PROFILE

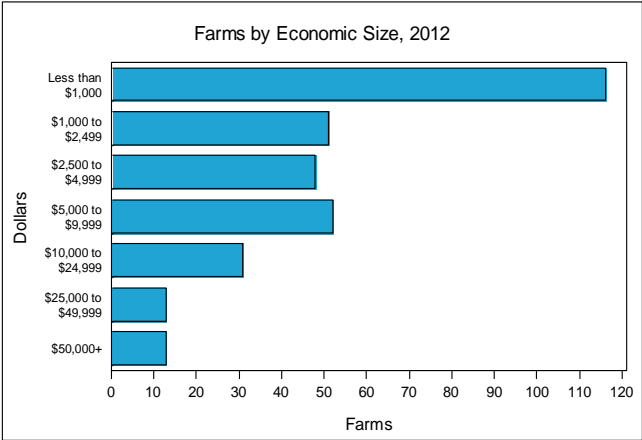
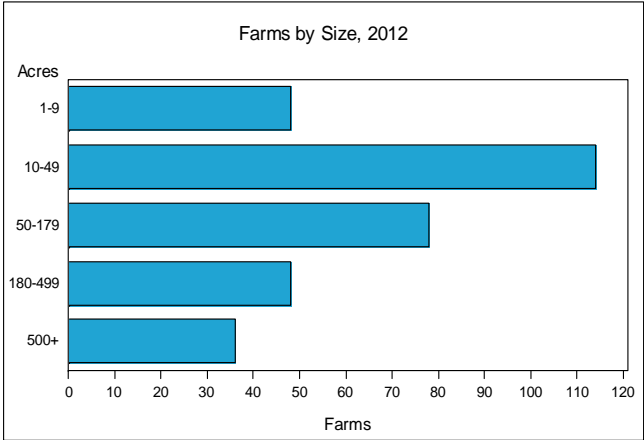


### Kendall County - Texas Farms with Women Principal Operators Compared with All Farms

	Women Principal Operators	All Farms
<b>Number of Farms</b>	324	1,387
<b>Land in Farms</b>	75,005 acres	369,951 acres
<b>Average Size of Farm</b>	231 acres	267 acres
<b>Market Value of Products Sold</b>	\$3,782,000	\$12,530,000
Crop Sales	\$276,000	\$2,115,000
Livestock Sales	\$3,506,000	\$10,415,000
Average Per Farm	\$11,673	\$9,034
<b>Government Payments</b>	\$196,000	\$835,000
Average Per Farm Receiving Payments	\$13,083	\$9,485

See footnotes on reverse page.

#### Farms with Women Principal Operators





**2012 CENSUS OF AGRICULTURE**  
**RACE / ETHNICITY / GENDER PROFILE**

## Kendall County - Texas Farms with Women Principal Operators

### Selected Highlights

Item	Farms	Quantity
<b>MARKET VALUE OF AGRICULTURAL PRODUCTS SOLD (\$1,000)</b>		
Total value of agricultural products sold	324	3,782
Value of crops including nursery and greenhouse	55	276
Value of livestock, poultry, and their products	228	3,506
<b>VALUE OF SALES BY COMMODITY GROUP (\$1,000)</b>		
Grains, oilseeds, dry beans, and dry peas	-	-
Tobacco	-	-
Cotton and cottonseed	-	-
Vegetables, melons, potatoes and sweet potatoes	-	-
Fruits, tree nuts, and berries	6	47
Nursery, greenhouse, floriculture, and sod	4	59
Cut Christmas trees and short rotation woody crops	-	-
Other crops and hay	45	171
Poultry and eggs	39	485
Cattle and calves	102	991
Milk from cows	2	(D)
Hogs and pigs	8	24
Sheep, goats, wool, mohair, and milk	93	304
Horses, ponies, mules, burros, and donkeys	35	1,356
Aquaculture	2	(D)
Other animals and other animal products	18	346
<b>TOP CROP ITEMS (acres)</b>		
Forage, all	55	1,381
Pecans, all	7	34
Floriculture and bedding crops	3	1
Foliage plants, indoor	1	(D)
Pears, all	1	(D)
<b>TOP LIVESTOCK INVENTORY ITEMS (number)</b>		
Goats, all	87	3,916
Layers	66	3,693
Pheasants	1	(D)
Cattle and calves	144	2,415
Sheep and lambs	63	1,723

### Operator Characteristics

Item	Quantity
Primary occupation:	
Farming	174
Other	150
Days worked off farm:	
None	153
Any	171
Years on present farm:	
2 years or less	12
3 to 4 years	9
5 to 9 years	47
10 years or more	256
Age group:	
Under 35 years	10
35 to 44 years	12
45 to 64 years	168
65 years and over	134
Average age of principal operator (years)	61.4

### Economic Characteristics

Item	Quantity
Farms by value of sales:	
Less than \$1,000	116
\$1,000 to \$2,499	51
\$2,500 to \$4,999	49
\$5,000 to \$9,999	51
\$10,000 to \$49,999	47
\$50,000 to \$99,999	4
\$100,000 to \$249,999	-
\$250,000 to \$499,999	6
\$500,000 or more	-
Total farm production expenses (\$1,000)	7,995
Average per farm (\$)	24,676
Net cash farm income of operation (\$1,000)	-1,719
Average per farm (\$)	-5,305
Value of agricultural products sold directly to individuals for human consumption (\$1,000)	13
Total organic product sales (\$1,000)	-
Total income from farm-related sources, gross before taxes and expenses (\$1,000)	2,298

See "Census of Agriculture, Volume 1, Geographic Area Series" for complete footnotes, explanations, definitions, and methodology.  
 - Represents zero. (D) Withheld to avoid disclosing data for individual operations.

# 2012 CENSUS OF AGRICULTURE

## RACE / ETHNICITY / GENDER PROFILE

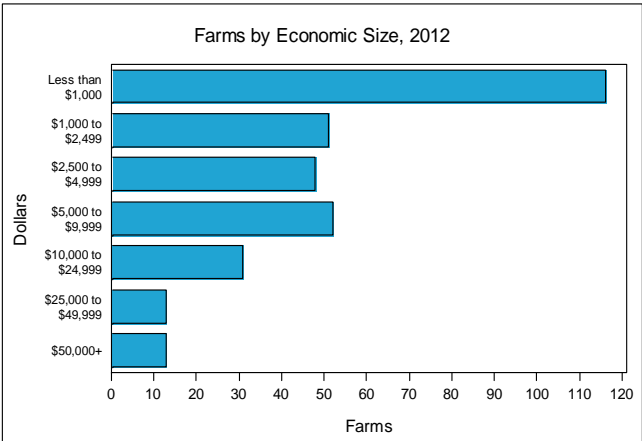
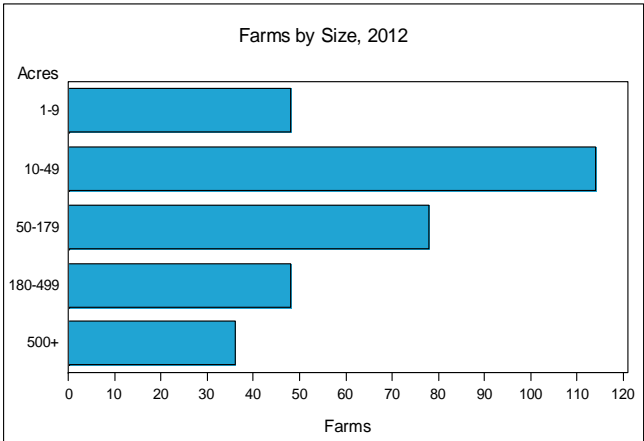


### Kendall County - Texas Farms with Spanish, Hispanic, or Latino Operators Compared with All Farms

	Spanish, Hispanic, or Latino Operators	All Farms
<b>Number of Farm Operators</b> <sup>1</sup>	145	2,169
<b>Number of Farms</b>	126	1,387
<b>Land in Farms</b>	15,527 acres	369,951 acres
<b>Average Size of Farm</b>	123 acres	267 acres
<b>Market Value of Products Sold</b>	\$718,000	\$12,530,000
Crop Sales	\$76,000	\$2,115,000
Livestock Sales	\$642,000	\$10,415,000
Average Per Farm	\$5,697	\$9,034
<b>Government Payments</b>	\$5,000	\$835,000
Average Per Farm Receiving Payments	\$1,724	\$9,485

See footnotes on reverse page.

#### Farms with Spanish, Hispanic, or Latino Operators





**2012 CENSUS OF AGRICULTURE**  
**RACE / ETHNICITY / GENDER PROFILE**

## Kendall County - Texas

### Farms with Spanish, Hispanic, or Latino Operators

#### Selected Highlights

Item	Farms	Quantity
<b>MARKET VALUE OF AGRICULTURAL PRODUCTS SOLD (\$1,000)</b>		
Total value of agricultural products sold	126	718
Value of crops including nursery and greenhouse	20	76
Value of livestock, poultry, and their products	89	642
<b>VALUE OF SALES BY COMMODITY GROUP (\$1,000)</b>		
Grains, oilseeds, dry beans, and dry peas	-	-
Tobacco	-	-
Cotton and cottonseed	-	-
Vegetables, melons, potatoes and sweet potatoes	-	-
Fruits, tree nuts, and berries	4	45
Nursery, greenhouse, floriculture, and sod	-	-
Cut Christmas trees and short rotation woody crops	-	-
Other crops and hay	16	31
Poultry and eggs	7	75
Cattle and calves	37	166
Milk from cows	-	-
Hogs and pigs	5	2
Sheep, goats, wool, mohair, and milk	35	57
Horses, ponies, mules, burros, and donkeys	9	65
Aquaculture	-	-
Other animals and other animal products	18	277
<b>TOP CROP ITEMS (acres)</b>		
Forage, all	19	616
Pecans, all	6	31
Apples	2	(D)
Grapes	2	(D)
Pears, all	2	(D)
<b>TOP LIVESTOCK INVENTORY ITEMS (number)</b>		
Layers	15	2,680
Cattle and calves	63	591
Goats, all	26	555
Sheep and lambs	25	474
Pullets for laying flock replacement	4	320

#### Operator Characteristics

Item	Quantity
Primary occupation:	
Farming	65
Other	80
Days worked off farm:	
None	43
Any	102
Years on present farm:	
2 years or less	19
3 to 4 years	7
5 to 9 years	22
10 years or more	97
Age group:	
Under 35 years	13
35 to 44 years	6
45 to 64 years	88
65 years and over	38
Average age (years)	55.2

#### Economic Characteristics

Item	Quantity
Farms by value of sales:	
Less than \$1,000	50
\$1,000 to \$2,499	18
\$2,500 to \$4,999	13
\$5,000 to \$9,999	29
\$10,000 to \$49,999	14
\$50,000 to \$99,999	-
\$100,000 to \$249,999	2
\$250,000 to \$499,999	-
\$500,000 or more	-
Total farm production expenses (\$1,000)	2,888
Average per farm (\$)	22,922
Net cash farm income of operation (\$1,000)	-1,990
Average per farm (\$)	-15,794
Value of agricultural products sold directly to individuals for human consumption (\$1,000)	8
Total organic product sales (\$1,000)	-
Total income from farm-related sources, gross before taxes and expenses (\$1,000)	175

See "Census of Agriculture, Volume 1, Geographic Area Series" for complete footnotes, explanations, definitions, and methodology.

- Represents zero. (D) Withheld to avoid disclosing data for individual operations.

<sup>1</sup> Data were collected for a maximum of three operators per farm.

# 2012 CENSUS OF AGRICULTURE

## RACE / ETHNICITY / GENDER PROFILE

### Kendall County - Texas Farms with American Indian or Alaska Native Operators Compared with All Farms



Data are not available at this geographic level for farms with American Indian or Alaska Native Operators.



US Department of Agriculture  
National Agricultural Statistics Service

[www.agcensus.usda.gov](http://www.agcensus.usda.gov)



# 2012 CENSUS OF AGRICULTURE

## RACE / ETHNICITY / GENDER PROFILE

### Kendall County - Texas Farms with Asian Operators Compared with All Farms



Data are not available at this geographic level for farms with Asian Operators.







# 2012 CENSUS OF AGRICULTURE

## RACE / ETHNICITY / GENDER PROFILE

### Kendall County - Texas Farms with Black or African American Operators Compared with All Farms



Data are not available at this geographic level for farms with Black or African American Operators.



# 2012 CENSUS OF AGRICULTURE

## RACE / ETHNICITY / GENDER PROFILE

### Kendall County - Texas Farms with Native Hawaiian or Other Pacific Islander Operators Compared with All Farms



Data are not available at this geographic level for farms with Native Hawaiian or Other Pacific Islander Operators.



US Department of Agriculture  
National Agricultural Statistics Service

[www.agcensus.usda.gov](http://www.agcensus.usda.gov)



# 2012 CENSUS OF AGRICULTURE

## RACE / ETHNICITY / GENDER PROFILE

### Kendall County - Texas Farms with White Operators Compared with All Farms



Data are not available at this geographic level for farms with White Operators.



