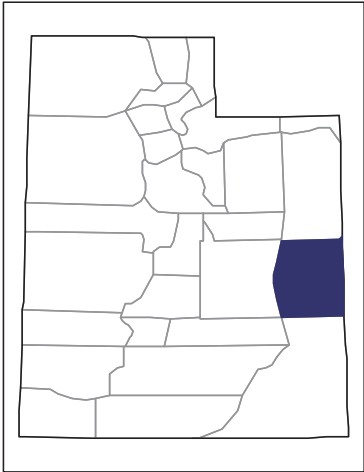


# 2012 CENSUS OF AGRICULTURE

## RACE / ETHNICITY / GENDER PROFILE

### Grand County - Utah Farms with Women Principal Operators Compared with All Farms

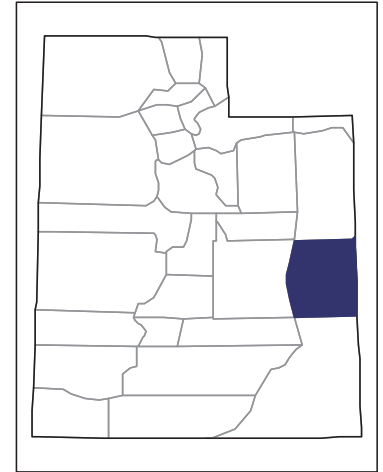


Data are not available at this geographic level for farms with Women Principal Operators.



**2012 CENSUS OF AGRICULTURE**  
**RACE / ETHNICITY / GENDER PROFILE**

**Grand County - Utah**  
**Farms with Spanish, Hispanic, or Latino Operators Compared with All Farms**



Data are not available at this geographic level for farms with Spanish, Hispanic, or Latino Operators.



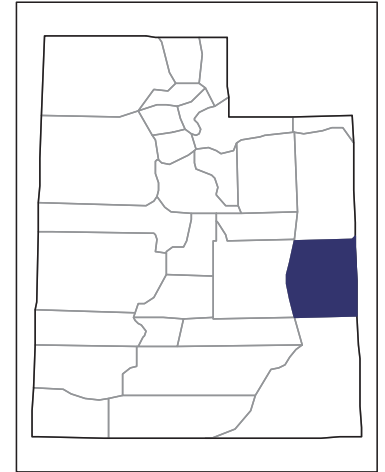
US Department of Agriculture  
National Agricultural Statistics Service

[www.agcensus.usda.gov](http://www.agcensus.usda.gov)



**2012 CENSUS OF AGRICULTURE**  
**RACE / ETHNICITY / GENDER PROFILE**

**Grand County - Utah**  
**Farms with American Indian or Alaska**  
**Native Operators Compared with All**  
**Farms**



Data are not available at this geographic level for farms with American Indian or Alaska Native Operators.



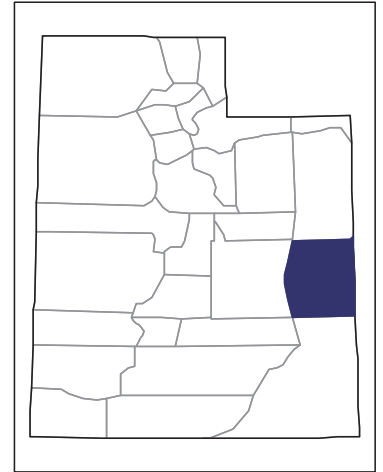
US Department of Agriculture  
National Agricultural Statistics Service

[www.agcensus.usda.gov](http://www.agcensus.usda.gov)



**2012 CENSUS OF AGRICULTURE**  
**RACE / ETHNICITY / GENDER PROFILE**

**Grand County - Utah**  
**Farms with Asian Operators Compared**  
**with All Farms**



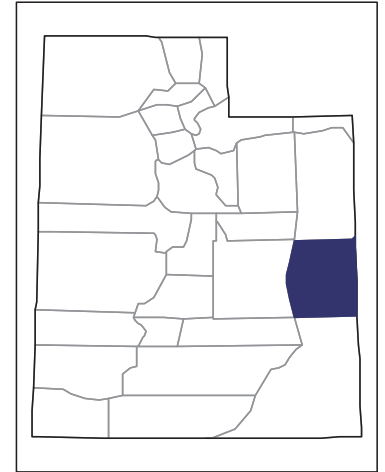
Data are not available at this geographic level for farms with Asian Operators.





**2012 CENSUS OF AGRICULTURE**  
**RACE / ETHNICITY / GENDER PROFILE**

**Grand County - Utah**  
**Farms with Black or African American Operators Compared with All Farms**



Data are not available at this geographic level for farms with Black or African American Operators.



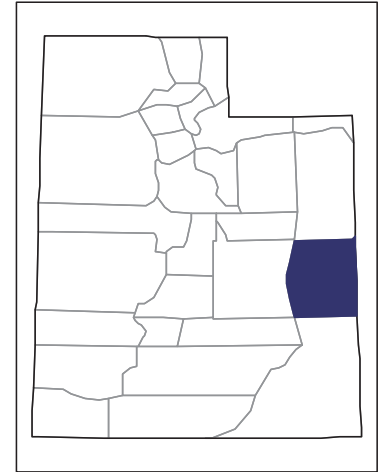
US Department of Agriculture  
National Agricultural Statistics Service

[www.agcensus.usda.gov](http://www.agcensus.usda.gov)



**2012 CENSUS OF AGRICULTURE**  
**RACE / ETHNICITY / GENDER PROFILE**

**Grand County - Utah**  
**Farms with Native Hawaiian or Other Pacific Islander Operators Compared with All Farms**

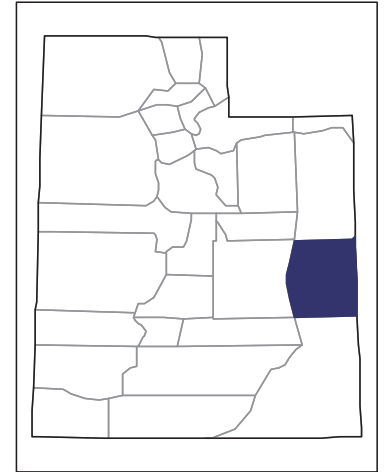


Data are not available at this geographic level for farms with Native Hawaiian or Other Pacific Islander Operators.



**2012 CENSUS OF AGRICULTURE**  
**RACE/ETHNICITY/GENDER PROFILE**

**Grand County - Utah**  
**Farms with White Operators Compared**  
**with All Farms**



Data are not available at this geographic level for farms with White Operators.

