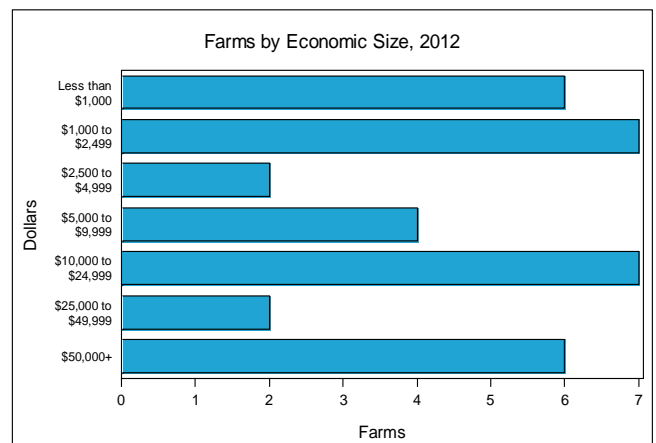
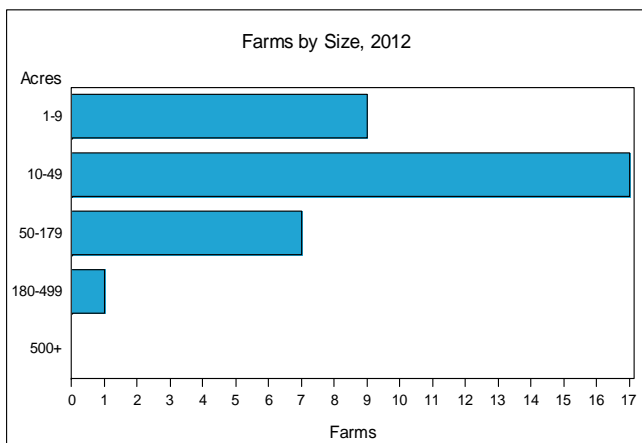


Accomack County - Virginia Farms with Women Principal Operators Compared with All Farms

	Women Principal Operators	All Farms
Number of Farms	34	226
Land in Farms	1,334 acres	77,389 acres
Average Size of Farm	39 acres	342 acres
Market Value of Products Sold	\$9,214,000	\$172,197,000
Crop Sales	(D)	\$59,778,000
Livestock Sales	(D)	\$112,419,000
Average Per Farm	\$271,000	\$761,932
Government Payments	\$21,000	\$2,020,000
Average Per Farm Receiving Payments	\$2,614	\$20,202

See footnotes on reverse page.

Farms with Women Principal Operators





2012 CENSUS OF AGRICULTURE
RACE / ETHNICITY / GENDER PROFILE

Accomack County - Virginia Farms with Women Principal Operators

Selected Highlights

Item	Farms	Quantity
MARKET VALUE OF AGRICULTURAL PRODUCTS SOLD (\$1,000)		
Total value of agricultural products sold	34	9,214
Value of crops including nursery and greenhouse	15	(D)
Value of livestock, poultry, and their products	13	(D)
VALUE OF SALES BY COMMODITY GROUP (\$1,000)		
Grains, oilseeds, dry beans, and dry peas	2	(D)
Tobacco	-	-
Cotton and cottonseed	-	-
Vegetables, melons, potatoes and sweet potatoes	1	(D)
Fruits, tree nuts, and berries	3	88
Nursery, greenhouse, floriculture, and sod	9	(D)
Cut Christmas trees and short rotation woody crops	-	-
Other crops and hay	1	(D)
Poultry and eggs	10	(D)
Cattle and calves	1	(D)
Milk from cows	-	-
Hogs and pigs	3	1
Sheep, goats, wool, mohair, and milk	1	(D)
Horses, ponies, mules, burros, and donkeys	-	-
Aquaculture	2	(D)
Other animals and other animal products	1	(D)
TOP CROP ITEMS (acres)		
Nursery stock crops	2	(D)
Soybeans for beans	2	(D)
Forage, all	3	57
Grapes	2	(D)
Floriculture and bedding crops	4	6
TOP LIVESTOCK INVENTORY ITEMS (number)		
Broilers and other meat-type chickens	4	300,500
Layers	6	116
Horses and ponies	7	98
Geese	2	(D)
Guineas	2	(D)

Operator Characteristics

Item	Quantity
Primary occupation:	
Farming	22
Other	12
Days worked off farm:	
None	21
Any	13
Years on present farm:	
2 years or less	5
3 to 4 years	2
5 to 9 years	4
10 years or more	23
Age group:	
Under 35 years	-
35 to 44 years	3
45 to 64 years	20
65 years and over	11
Average age of principal operator (years)	60.6

Economic Characteristics

Item	Quantity
Farms by value of sales:	
Less than \$1,000	11
\$1,000 to \$2,499	5
\$2,500 to \$4,999	2
\$5,000 to \$9,999	1
\$10,000 to \$49,999	9
\$50,000 to \$99,999	1
\$100,000 to \$249,999	-
\$250,000 to \$499,999	1
\$500,000 or more	4
Total farm production expenses (\$1,000)	7,215
Average per farm (\$)	212,219
Net cash farm income of operation (\$1,000)	2,071
Average per farm (\$)	60,903
Value of agricultural products sold directly to individuals for human consumption (\$1,000)	(D)
Total organic product sales (\$1,000)	-
Total income from farm-related sources, gross before taxes and expenses (\$1,000)	51

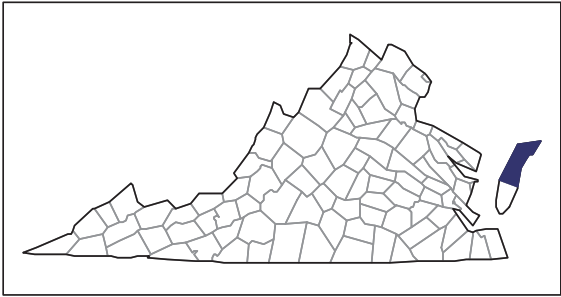
See "Census of Agriculture, Volume 1, Geographic Area Series" for complete footnotes, explanations, definitions, and methodology.

- Represents zero. (D) Withheld to avoid disclosing data for individual operations.

2012 CENSUS OF AGRICULTURE

RACE / ETHNICITY / GENDER PROFILE

Accomack County - Virginia Farms with Spanish, Hispanic, or Latino Operators Compared with All Farms

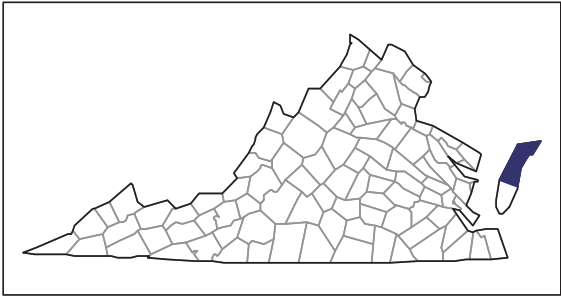


Data are not available at this geographic level for farms with Spanish, Hispanic, or Latino Operators.

2012 CENSUS OF AGRICULTURE

RACE / ETHNICITY / GENDER PROFILE

Accomack County - Virginia Farms with American Indian or Alaska Native Operators Compared with All Farms



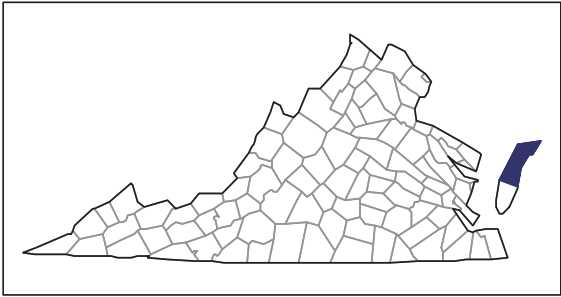
Data are not available at this geographic level for farms with American Indian or Alaska Native Operators.



2012 CENSUS OF AGRICULTURE

RACE / ETHNICITY / GENDER PROFILE

Accomack County - Virginia Farms with Asian Operators Compared with All Farms

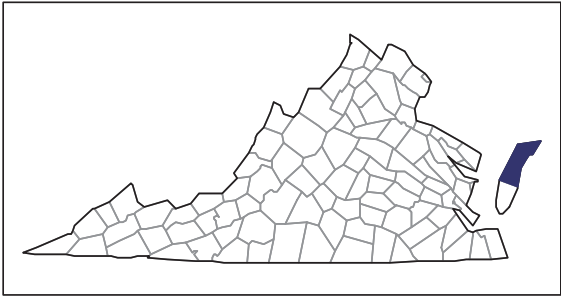


Data are not available at this geographic level for farms with Asian Operators.

2012 CENSUS OF AGRICULTURE

RACE / ETHNICITY / GENDER PROFILE

Accomack County - Virginia Farms with Black or African American Operators Compared with All Farms

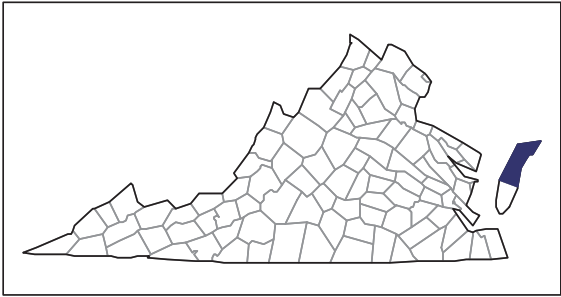


Data are not available at this geographic level for farms with Black or African American Operators.

2012 CENSUS OF AGRICULTURE

RACE / ETHNICITY / GENDER PROFILE

Accomack County - Virginia Farms with Native Hawaiian or Other Pacific Islander Operators Compared with All Farms

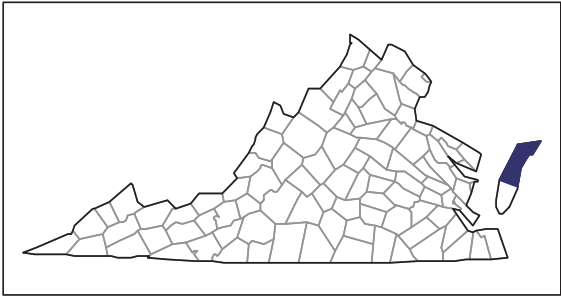


Data are not available at this geographic level for farms with Native Hawaiian or Other Pacific Islander Operators.

2012 CENSUS OF AGRICULTURE

RACE / ETHNICITY / GENDER PROFILE

Accomack County - Virginia Farms with White Operators Compared with All Farms



Data are not available at this geographic level for farms with White Operators.

