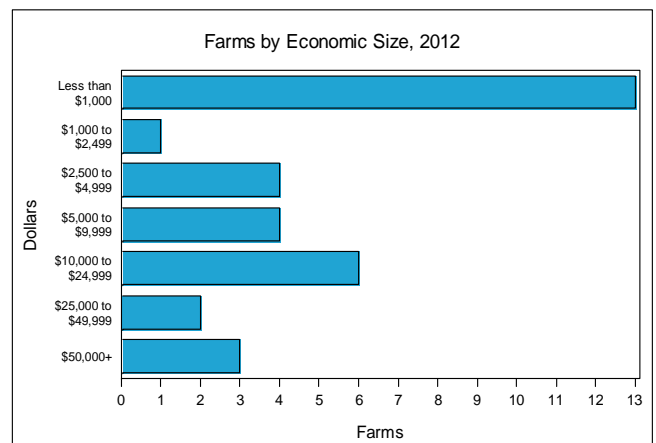
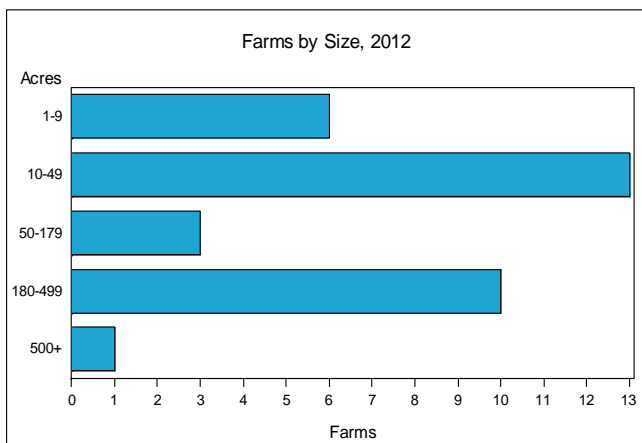


Craig County - Virginia Farms with Women Principal Operators Compared with All Farms

	Women Principal Operators	All Farms
Number of Farms	33	207
Land in Farms	5,945 acres	46,625 acres
Average Size of Farm	180 acres	225 acres
Market Value of Products Sold	\$732,000	\$4,886,000
Crop Sales	\$353,000	\$1,299,000
Livestock Sales	\$379,000	\$3,587,000
Average Per Farm	\$22,173	\$23,606
Government Payments	\$47,000	\$106,000
Average Per Farm Receiving Payments	\$3,378	\$2,801

See footnotes on reverse page.

Farms with Women Principal Operators





2012 CENSUS OF AGRICULTURE
RACE / ETHNICITY / GENDER PROFILE

Craig County - Virginia

Farms with Women Principal Operators

Selected Highlights

Item	Farms	Quantity
MARKET VALUE OF AGRICULTURAL PRODUCTS SOLD (\$1,000)		
Total value of agricultural products sold	33	732
Value of crops including nursery and greenhouse	12	353
Value of livestock, poultry, and their products	23	379
VALUE OF SALES BY COMMODITY GROUP (\$1,000)		
Grains, oilseeds, dry beans, and dry peas	3	24
Tobacco	-	-
Cotton and cottonseed	-	-
Vegetables, melons, potatoes and sweet potatoes	3	12
Fruits, tree nuts, and berries	-	-
Nursery, greenhouse, floriculture, and sod	-	-
Cut Christmas trees and short rotation woody crops	-	-
Other crops and hay	12	317
Poultry and eggs	8	2
Cattle and calves	13	136
Milk from cows	2	(D)
Hogs and pigs	-	-
Sheep, goats, wool, mohair, and milk	8	4
Horses, ponies, mules, burros, and donkeys	-	-
Aquaculture	-	-
Other animals and other animal products	3	(D)
TOP CROP ITEMS (acres)		
Forage, all	19	844
Corn for grain	2	(D)
Corn for silage	3	76
Vegetables harvested, all	3	6
Pumpkins	1	(D)
TOP LIVESTOCK INVENTORY ITEMS (number)		
Cattle and calves	13	427
Bison	1	(D)
Layers	10	110
Sheep and lambs	8	84
Goats, all	8	65

Operator Characteristics

Item	Quantity
Primary occupation:	
Farming	10
Other	23
Days worked off farm:	
None	9
Any	24
Years on present farm:	
2 years or less	-
3 to 4 years	3
5 to 9 years	9
10 years or more	21
Age group:	
Under 35 years	8
35 to 44 years	2
45 to 64 years	18
65 years and over	5
Average age of principal operator (years)	50.3

Economic Characteristics

Item	Quantity
Farms by value of sales:	
Less than \$1,000	13
\$1,000 to \$2,499	3
\$2,500 to \$4,999	2
\$5,000 to \$9,999	4
\$10,000 to \$49,999	8
\$50,000 to \$99,999	2
\$100,000 to \$249,999	-
\$250,000 to \$499,999	1
\$500,000 or more	-
Total farm production expenses (\$1,000)	775
Average per farm (\$)	23,471
Net cash farm income of operation (\$1,000)	37
Average per farm (\$)	1,121
Value of agricultural products sold directly to individuals for human consumption (\$1,000)	36
Total organic product sales (\$1,000)	(D)
Total income from farm-related sources, gross before taxes and expenses (\$1,000)	33

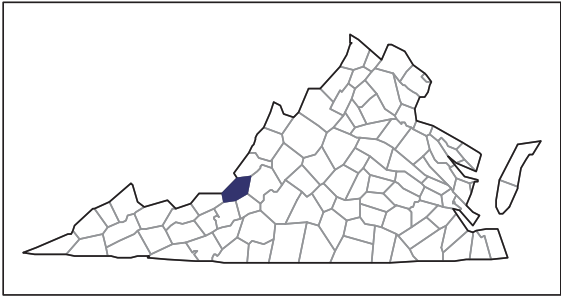
See "Census of Agriculture, Volume 1, Geographic Area Series" for complete footnotes, explanations, definitions, and methodology.

- Represents zero. (D) Withheld to avoid disclosing data for individual operations.

2012 CENSUS OF AGRICULTURE

RACE / ETHNICITY / GENDER PROFILE

Craig County - Virginia Farms with Spanish, Hispanic, or Latino Operators Compared with All Farms

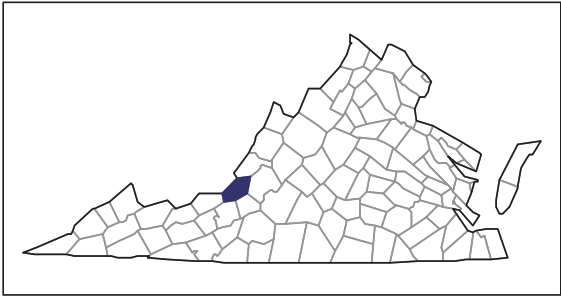


Data are not available at this geographic level for farms with Spanish, Hispanic, or Latino Operators.

2012 CENSUS OF AGRICULTURE

RACE / ETHNICITY / GENDER PROFILE

Craig County - Virginia Farms with American Indian or Alaska Native Operators Compared with All Farms

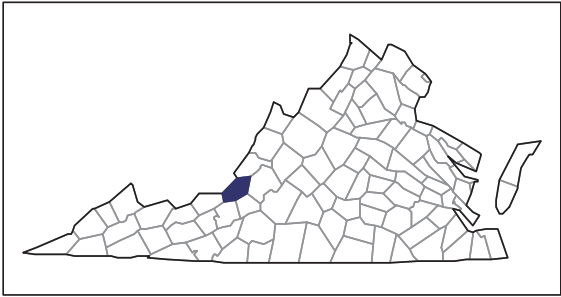


Data are not available at this geographic level for farms with American Indian or Alaska Native Operators.

2012 CENSUS OF AGRICULTURE

RACE / ETHNICITY / GENDER PROFILE

Craig County - Virginia Farms with Asian Operators Compared with All Farms

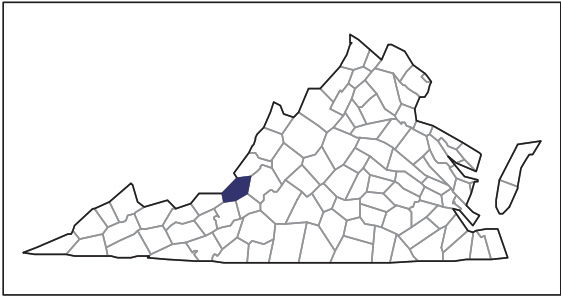


Data are not available at this geographic level for farms with Asian Operators.

2012 CENSUS OF AGRICULTURE

RACE / ETHNICITY / GENDER PROFILE

Craig County - Virginia Farms with Black or African American Operators Compared with All Farms

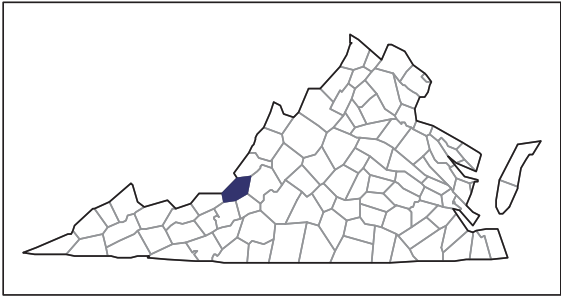


Data are not available at this geographic level for farms with Black or African American Operators.

2012 CENSUS OF AGRICULTURE

RACE / ETHNICITY / GENDER PROFILE

Craig County - Virginia Farms with Native Hawaiian or Other Pacific Islander Operators Compared with All Farms

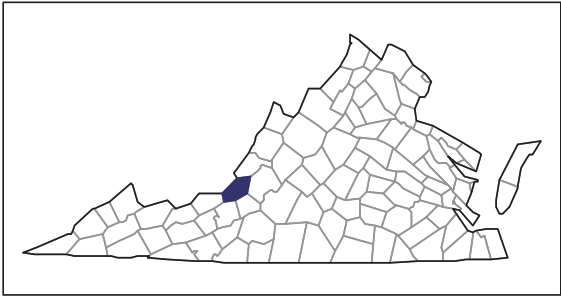


Data are not available at this geographic level for farms with Native Hawaiian or Other Pacific Islander Operators.

2012 CENSUS OF AGRICULTURE

RACE / ETHNICITY / GENDER PROFILE

Craig County - Virginia Farms with White Operators Compared with All Farms



Data are not available at this geographic level for farms with White Operators.

