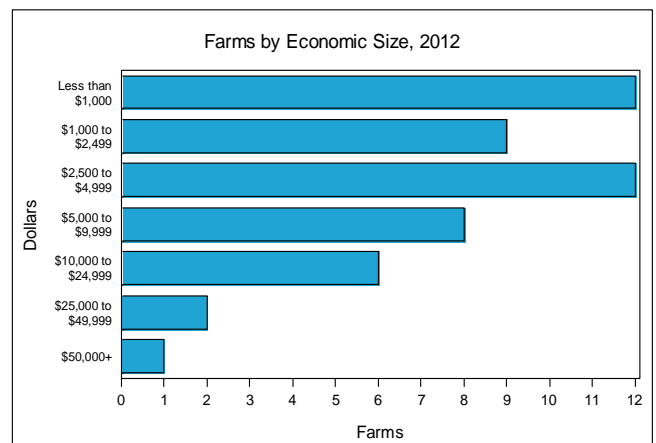
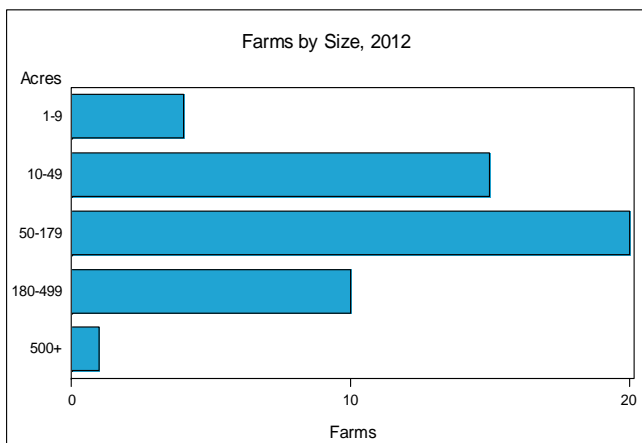


## Giles County - Virginia Farms with Women Principal Operators Compared with All Farms

	Women Principal Operators	All Farms
<b>Number of Farms</b>	50	378
<b>Land in Farms</b>	5,879 acres	65,571 acres
<b>Average Size of Farm</b>	118 acres	173 acres
<b>Market Value of Products Sold</b>	\$357,000	\$8,090,000
Crop Sales	\$204,000	\$1,615,000
Livestock Sales	\$153,000	\$6,475,000
Average Per Farm	\$7,143	\$21,402
<b>Government Payments</b>	-	\$55,000
Average Per Farm Receiving Payments	-	\$4,597

See footnotes on reverse page.

### Farms with Women Principal Operators





**2012 CENSUS OF AGRICULTURE**  
**RACE / ETHNICITY / GENDER PROFILE**

## Giles County - Virginia Farms with Women Principal Operators

### Selected Highlights

Item	Farms	Quantity
<b>MARKET VALUE OF AGRICULTURAL PRODUCTS SOLD (\$1,000)</b>		
Total value of agricultural products sold	50	357
Value of crops including nursery and greenhouse	25	204
Value of livestock, poultry, and their products	29	153
<b>VALUE OF SALES BY COMMODITY GROUP (\$1,000)</b>		
Grains, oilseeds, dry beans, and dry peas	2	(D)
Tobacco	-	-
Cotton and cottonseed	-	-
Vegetables, melons, potatoes and sweet potatoes	-	-
Fruits, tree nuts, and berries	2	(D)
Nursery, greenhouse, floriculture, and sod	3	20
Cut Christmas trees and short rotation woody crops	4	(D)
Other crops and hay	20	87
Poultry and eggs	11	3
Cattle and calves	15	129
Milk from cows	-	-
Hogs and pigs	3	(D)
Sheep, goats, wool, mohair, and milk	7	10
Horses, ponies, mules, burros, and donkeys	2	(D)
Aquaculture	-	-
Other animals and other animal products	2	(D)
<b>TOP CROP ITEMS (acres)</b>		
Forage, all	27	482
Cut Christmas trees	4	124
Land in Berries	2	(D)
Blueberries, tame	2	(D)
Corn for grain	2	(D)
<b>TOP LIVESTOCK INVENTORY ITEMS (number)</b>		
Cattle and calves	19	277
Layers	18	264
Sheep and lambs	10	191
Horses and ponies	15	108
Goats, all	11	53

### Operator Characteristics

Item	Quantity
Primary occupation:	
Farming	16
Other	34
Days worked off farm:	
None	15
Any	35
Years on present farm:	
2 years or less	4
3 to 4 years	6
5 to 9 years	10
10 years or more	30
Age group:	
Under 35 years	-
35 to 44 years	12
45 to 64 years	25
65 years and over	13
Average age of principal operator (years)	54.5

### Economic Characteristics

Item	Quantity
Farms by value of sales:	
Less than \$1,000	12
\$1,000 to \$2,499	9
\$2,500 to \$4,999	12
\$5,000 to \$9,999	8
\$10,000 to \$49,999	8
\$50,000 to \$99,999	1
\$100,000 to \$249,999	-
\$250,000 to \$499,999	-
\$500,000 or more	-
Total farm production expenses (\$1,000)	825
Average per farm (\$)	16,506
Net cash farm income of operation (\$1,000)	67
Average per farm (\$)	1,341
Value of agricultural products sold directly to individuals for human consumption (\$1,000)	26
Total organic product sales (\$1,000)	-
Total income from farm-related sources, gross before taxes and expenses (\$1,000)	535

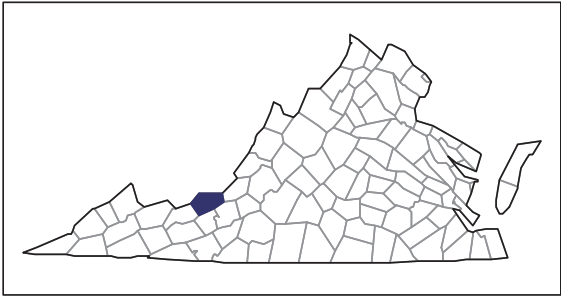
See "Census of Agriculture, Volume 1, Geographic Area Series" for complete footnotes, explanations, definitions, and methodology.

- Represents zero. (D) Withheld to avoid disclosing data for individual operations.

# 2012 CENSUS OF AGRICULTURE

## RACE / ETHNICITY / GENDER PROFILE

### Giles County - Virginia Farms with Spanish, Hispanic, or Latino Operators Compared with All Farms



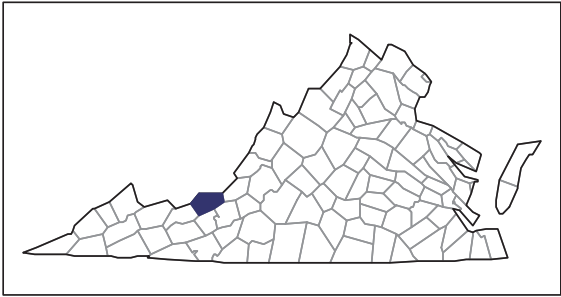
Data are not available at this geographic level for farms with Spanish, Hispanic, or Latino Operators.



# 2012 CENSUS OF AGRICULTURE

## RACE / ETHNICITY / GENDER PROFILE

### Giles County - Virginia Farms with American Indian or Alaska Native Operators Compared with All Farms



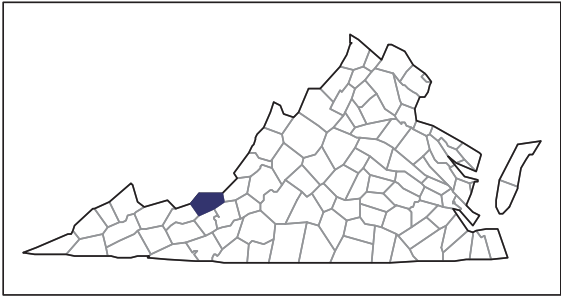
Data are not available at this geographic level for farms with American Indian or Alaska Native Operators.



# 2012 CENSUS OF AGRICULTURE

## RACE / ETHNICITY / GENDER PROFILE

### Giles County - Virginia Farms with Asian Operators Compared with All Farms



Data are not available at this geographic level for farms with Asian Operators.

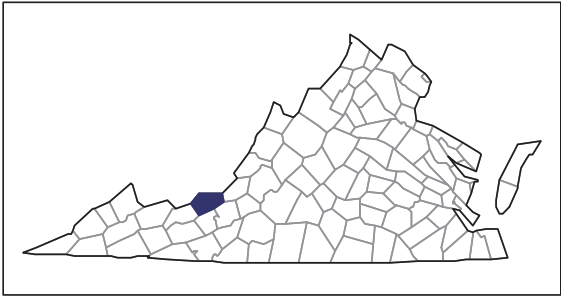




# 2012 CENSUS OF AGRICULTURE

## RACE / ETHNICITY / GENDER PROFILE

### Giles County - Virginia Farms with Black or African American Operators Compared with All Farms



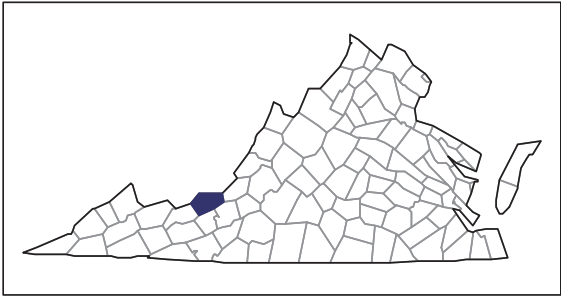
Data are not available at this geographic level for farms with Black or African American Operators.



# 2012 CENSUS OF AGRICULTURE

## RACE / ETHNICITY / GENDER PROFILE

### Giles County - Virginia Farms with Native Hawaiian or Other Pacific Islander Operators Compared with All Farms



Data are not available at this geographic level for farms with Native Hawaiian or Other Pacific Islander Operators.

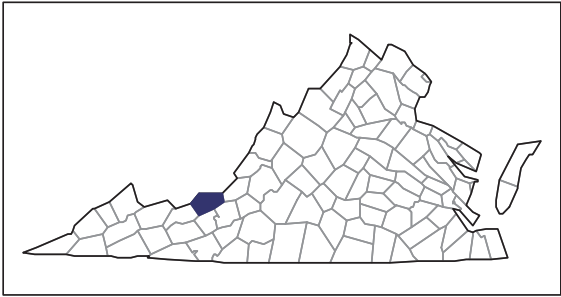




# 2012 CENSUS OF AGRICULTURE

## RACE / ETHNICITY / GENDER PROFILE

### Giles County - Virginia Farms with White Operators Compared with All Farms



Data are not available at this geographic level for farms with White Operators.

