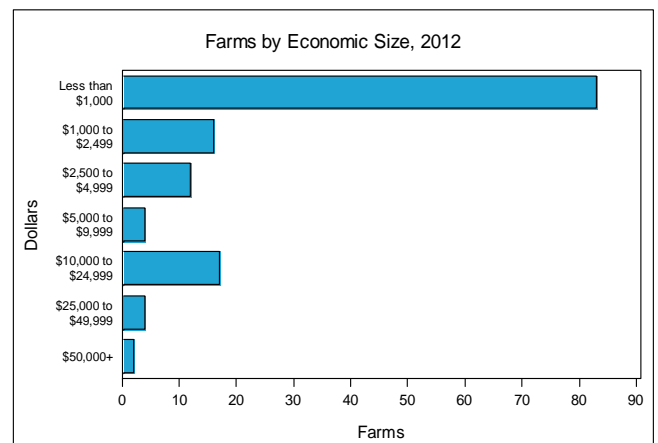
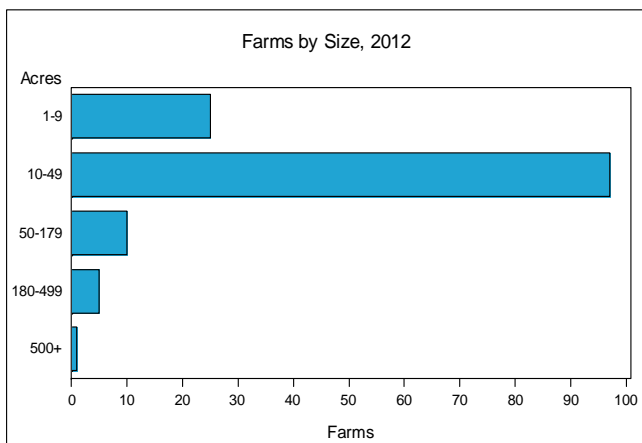


Prince William County - Virginia Farms with Women Principal Operators Compared with All Farms

	Women Principal Operators	All Farms
Number of Farms	138	330
Land in Farms	4,442 acres	35,638 acres
Average Size of Farm	32 acres	108 acres
Market Value of Products Sold	\$734,000	\$12,034,000
Crop Sales	\$277,000	\$5,807,000
Livestock Sales	\$457,000	\$6,227,000
Average Per Farm	\$5,318	\$36,467
Government Payments	\$29,000	\$240,000
Average Per Farm Receiving Payments	\$3,607	\$8,567

See footnotes on reverse page.

Farms with Women Principal Operators





2012 CENSUS OF AGRICULTURE
RACE / ETHNICITY / GENDER PROFILE

Prince William County - Virginia Farms with Women Principal Operators

Selected Highlights

Item	Farms	Quantity
MARKET VALUE OF AGRICULTURAL PRODUCTS SOLD (\$1,000)		
Total value of agricultural products sold	138	734
Value of crops including nursery and greenhouse	24	277
Value of livestock, poultry, and their products	49	457
VALUE OF SALES BY COMMODITY GROUP (\$1,000)		
Grains, oilseeds, dry beans, and dry peas	-	-
Tobacco	-	-
Cotton and cottonseed	-	-
Vegetables, melons, potatoes and sweet potatoes	8	27
Fruits, tree nuts, and berries	-	-
Nursery, greenhouse, floriculture, and sod	9	184
Cut Christmas trees and short rotation woody crops	-	-
Other crops and hay	14	66
Poultry and eggs	14	10
Cattle and calves	5	70
Milk from cows	-	-
Hogs and pigs	-	-
Sheep, goats, wool, mohair, and milk	10	7
Horses, ponies, mules, burros, and donkeys	25	362
Aquaculture	-	-
Other animals and other animal products	8	8
TOP CROP ITEMS (acres)		
Forage, all	38	760
Floriculture and bedding crops	5	10
Cut flowers and cut florist greens	5	10
Nursery stock crops	1	(D)
Vegetables harvested, all	8	10
TOP LIVESTOCK INVENTORY ITEMS (number)		
Horses and ponies	110	1,120
Layers	21	583
Goats, all	17	217
Cattle and calves	12	122
Broilers and other meat-type chickens	5	60

Operator Characteristics

Item	Quantity
Primary occupation:	
Farming	83
Other	55
Days worked off farm:	
None	68
Any	70
Years on present farm:	
2 years or less	4
3 to 4 years	14
5 to 9 years	26
10 years or more	94
Age group:	
Under 35 years	15
35 to 44 years	20
45 to 64 years	79
65 years and over	24
Average age of principal operator (years)	52.9

Economic Characteristics

Item	Quantity
Farms by value of sales:	
Less than \$1,000	88
\$1,000 to \$2,499	16
\$2,500 to \$4,999	8
\$5,000 to \$9,999	4
\$10,000 to \$49,999	20
\$50,000 to \$99,999	-
\$100,000 to \$249,999	2
\$250,000 to \$499,999	-
\$500,000 or more	-
Total farm production expenses (\$1,000)	4,505
Average per farm (\$)	32,649
Net cash farm income of operation (\$1,000)	-2,025
Average per farm (\$)	-14,677
Value of agricultural products sold directly to individuals for human consumption (\$1,000)	6
Total organic product sales (\$1,000)	(D)
Total income from farm-related sources, gross before taxes and expenses (\$1,000)	1,717

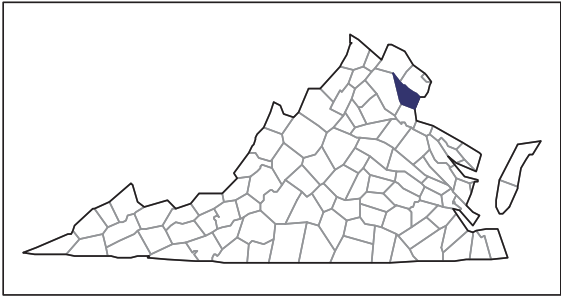
See "Census of Agriculture, Volume 1, Geographic Area Series" for complete footnotes, explanations, definitions, and methodology.

- Represents zero. (D) Withheld to avoid disclosing data for individual operations.

2012 CENSUS OF AGRICULTURE

RACE / ETHNICITY / GENDER PROFILE

Prince William County - Virginia Farms with Spanish, Hispanic, or Latino Operators Compared with All Farms

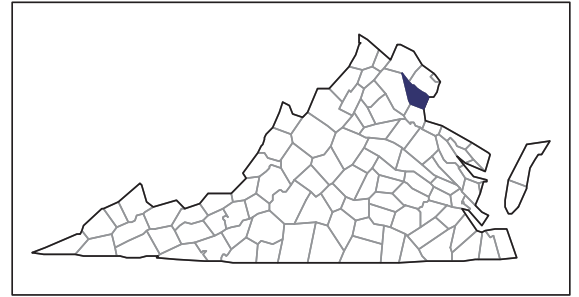


Data are not available at this geographic level for farms with Spanish, Hispanic, or Latino Operators.

2012 CENSUS OF AGRICULTURE

RACE / ETHNICITY / GENDER PROFILE

Prince William County - Virginia Farms with American Indian or Alaska Native Operators Compared with All Farms



Data are not available at this geographic level for farms with American Indian or Alaska Native Operators.



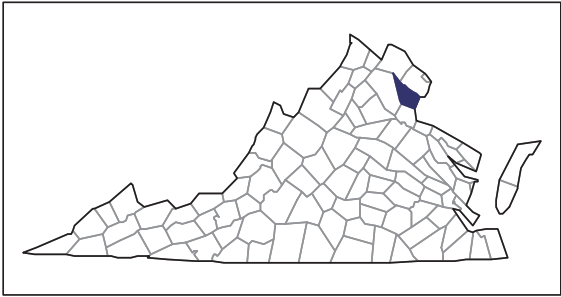
US Department of Agriculture
National Agricultural Statistics Service

www.agcensus.usda.gov

2012 CENSUS OF AGRICULTURE

RACE / ETHNICITY / GENDER PROFILE

Prince William County - Virginia Farms with Asian Operators Compared with All Farms

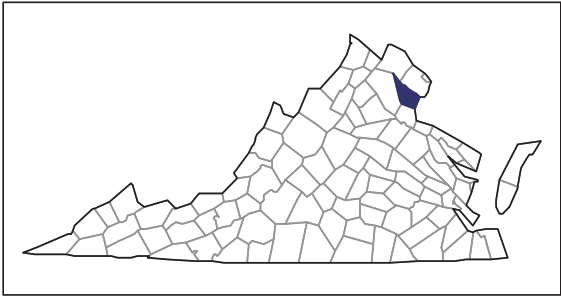


Data are not available at this geographic level for farms with Asian Operators.

2012 CENSUS OF AGRICULTURE

RACE / ETHNICITY / GENDER PROFILE

Prince William County - Virginia Farms with Black or African American Operators Compared with All Farms

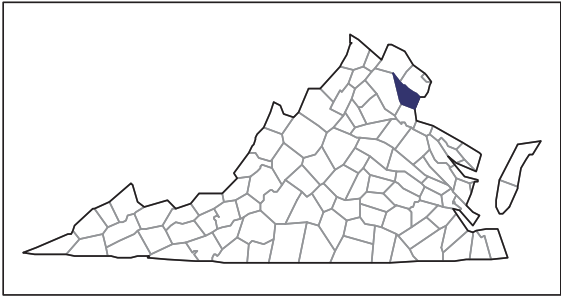


Data are not available at this geographic level for farms with Black or African American Operators.

2012 CENSUS OF AGRICULTURE

RACE / ETHNICITY / GENDER PROFILE

Prince William County - Virginia Farms with Native Hawaiian or Other Pacific Islander Operators Compared with All Farms

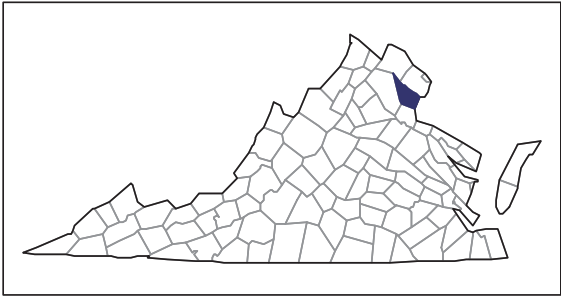


Data are not available at this geographic level for farms with Native Hawaiian or Other Pacific Islander Operators.

2012 CENSUS OF AGRICULTURE

RACE / ETHNICITY / GENDER PROFILE

Prince William County - Virginia Farms with White Operators Compared with All Farms



Data are not available at this geographic level for farms with White Operators.

