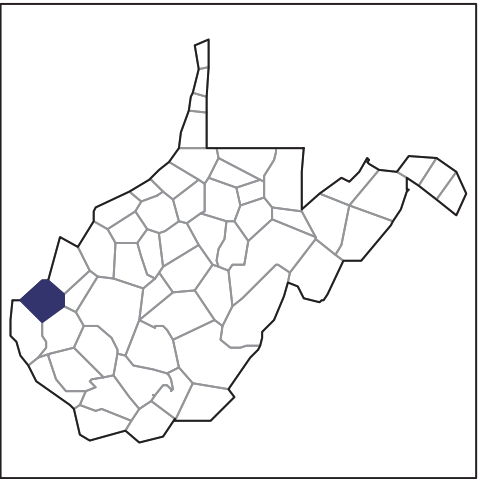


# 2012 CENSUS OF AGRICULTURE

## RACE / ETHNICITY / GENDER PROFILE

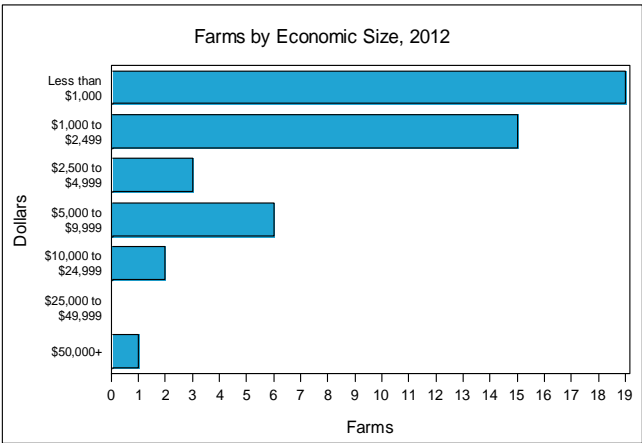
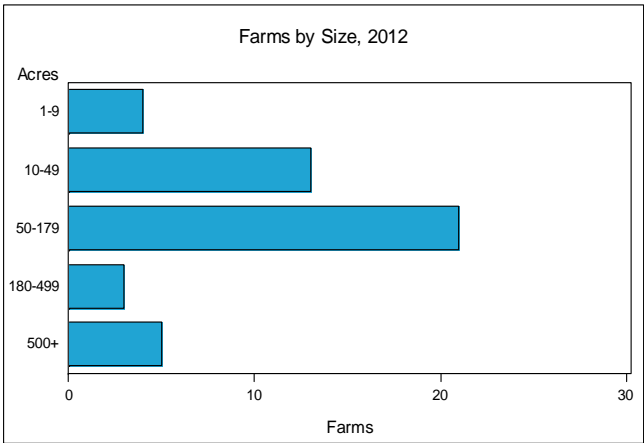



### Cabell County - West Virginia Farms with Women Principal Operators Compared with All Farms

	Women Principal Operators	All Farms
<b>Number of Farms</b>	46	383
<b>Land in Farms</b>	6,391 acres	42,450 acres
<b>Average Size of Farm</b>	139 acres	111 acres
<b>Market Value of Products Sold</b>	\$193,000	\$1,991,000
Crop Sales	\$146,000	\$1,002,000
Livestock Sales	\$48,000	\$989,000
Average Per Farm	\$4,202	\$5,198
<b>Government Payments</b>	(D)	\$60,000
Average Per Farm Receiving Payments	(D)	\$964

See footnotes on reverse page.

#### Farms with Women Principal Operators





**2012 CENSUS OF AGRICULTURE**  
**RACE / ETHNICITY / GENDER PROFILE**

## Cabell County - West Virginia Farms with Women Principal Operators

### Selected Highlights

Item	Farms	Quantity
<b>MARKET VALUE OF AGRICULTURAL PRODUCTS SOLD (\$1,000)</b>		
Total value of agricultural products sold	46	193
Value of crops including nursery and greenhouse	25	146
Value of livestock, poultry, and their products	11	48
<b>VALUE OF SALES BY COMMODITY GROUP (\$1,000)</b>		
Grains, oilseeds, dry beans, and dry peas	1	(D)
Tobacco	-	-
Cotton and cottonseed	-	-
Vegetables, melons, potatoes and sweet potatoes	2	(D)
Fruits, tree nuts, and berries	-	-
Nursery, greenhouse, floriculture, and sod	3	(D)
Cut Christmas trees and short rotation woody crops	-	-
Other crops and hay	22	25
Poultry and eggs	3	(D)
Cattle and calves	6	25
Milk from cows	-	-
Hogs and pigs	1	(D)
Sheep, goats, wool, mohair, and milk	-	-
Horses, ponies, mules, burros, and donkeys	3	18
Aquaculture	-	-
Other animals and other animal products	-	-
<b>TOP CROP ITEMS (acres)</b>		
Forage, all	30	555
Corn for grain	1	(D)
Vegetables harvested, all	2	(D)
Beans, snap	2	(D)
Squash, all	2	(D)
<b>TOP LIVESTOCK INVENTORY ITEMS (number)</b>		
Cattle and calves	10	104
Layers	4	102
Horses and ponies	13	85
Sheep and lambs	2	(D)
Pullets for laying flock replacement	1	(D)

### Operator Characteristics

Item	Quantity
Primary occupation:	
Farming	11
Other	35
Days worked off farm:	
None	26
Any	20
Years on present farm:	
2 years or less	-
3 to 4 years	2
5 to 9 years	11
10 years or more	33
Age group:	
Under 35 years	4
35 to 44 years	2
45 to 64 years	19
65 years and over	21
Average age of principal operator (years)	62.6

### Economic Characteristics

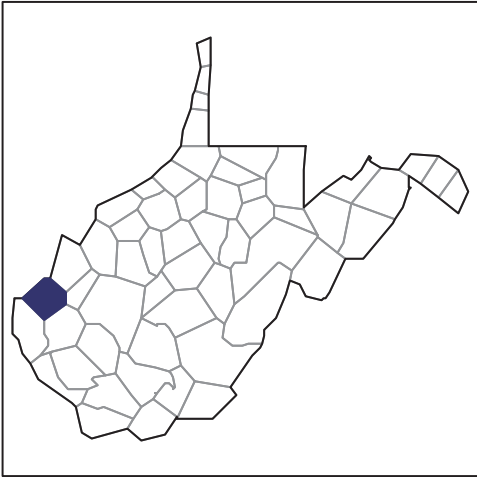
Item	Quantity
Farms by value of sales:	
Less than \$1,000	19
\$1,000 to \$2,499	15
\$2,500 to \$4,999	3
\$5,000 to \$9,999	6
\$10,000 to \$49,999	2
\$50,000 to \$99,999	1
\$100,000 to \$249,999	-
\$250,000 to \$499,999	-
\$500,000 or more	-
Total farm production expenses (\$1,000)	565
Average per farm (\$)	12,272
Net cash farm income of operation (\$1,000)	-363
Average per farm (\$)	-7,895
Value of agricultural products sold directly to individuals for human consumption (\$1,000)	(D)
Total organic product sales (\$1,000)	-
Total income from farm-related sources, gross before taxes and expenses (\$1,000)	8

See "Census of Agriculture, Volume 1, Geographic Area Series" for complete footnotes, explanations, definitions, and methodology.  
 - Represents zero. (D) Withheld to avoid disclosing data for individual operations.

# 2012 CENSUS OF AGRICULTURE

## RACE / ETHNICITY / GENDER PROFILE

### Cabell County - West Virginia Farms with Spanish, Hispanic, or Latino Operators Compared with All Farms



Data are not available at this geographic level for farms with Spanish, Hispanic, or Latino Operators.



US Department of Agriculture  
National Agricultural Statistics Service

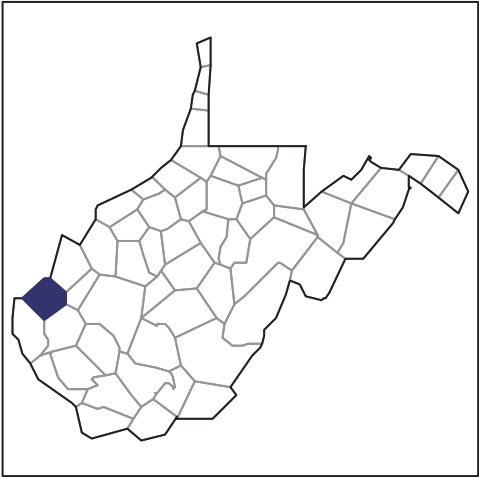
[www.agcensus.usda.gov](http://www.agcensus.usda.gov)



# 2012 CENSUS OF AGRICULTURE

## RACE / ETHNICITY / GENDER PROFILE

### Cabell County - West Virginia Farms with American Indian or Alaska Native Operators Compared with All Farms



Data are not available at this geographic level for farms with American Indian or Alaska Native Operators.



US Department of Agriculture  
National Agricultural Statistics Service

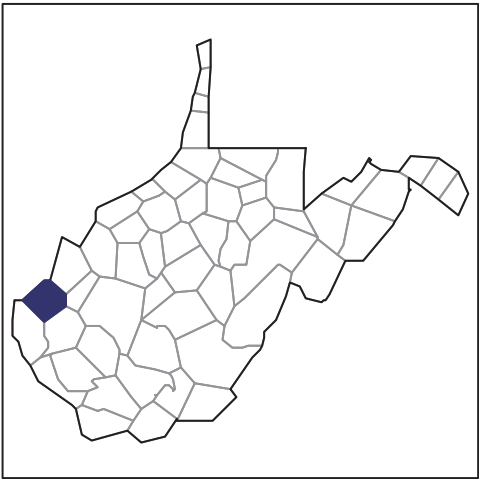
[www.agcensus.usda.gov](http://www.agcensus.usda.gov)



# 2012 CENSUS OF AGRICULTURE

## RACE / ETHNICITY / GENDER PROFILE

### Cabell County - West Virginia Farms with Asian Operators Compared with All Farms



Data are not available at this geographic level for farms with Asian Operators.



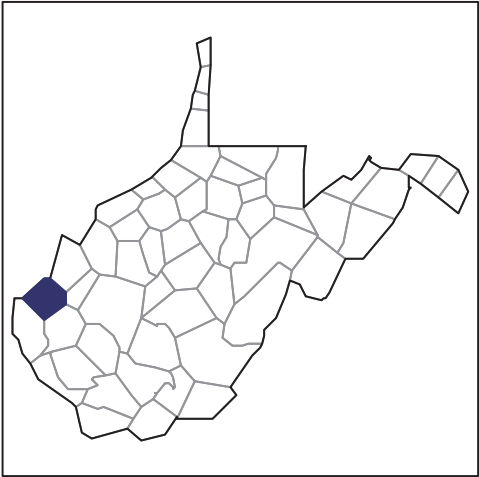




# 2012 CENSUS OF AGRICULTURE

## RACE / ETHNICITY / GENDER PROFILE

### Cabell County - West Virginia Farms with Black or African American Operators Compared with All Farms



Data are not available at this geographic level for farms with Black or African American Operators.

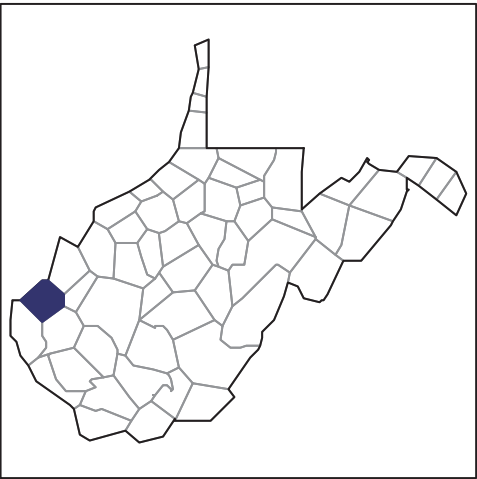




# 2012 CENSUS OF AGRICULTURE

## RACE / ETHNICITY / GENDER PROFILE

### Cabell County - West Virginia Farms with Native Hawaiian or Other Pacific Islander Operators Compared with All Farms



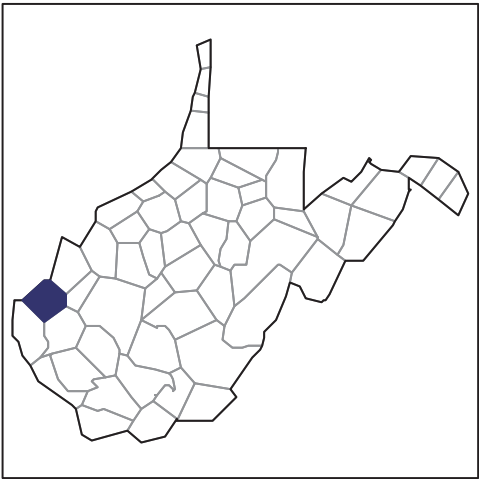
Data are not available at this geographic level for farms with Native Hawaiian or Other Pacific Islander Operators.



# 2012 CENSUS OF AGRICULTURE

## RACE / ETHNICITY / GENDER PROFILE

### Cabell County - West Virginia Farms with White Operators Compared with All Farms



Data are not available at this geographic level for farms with White Operators.



