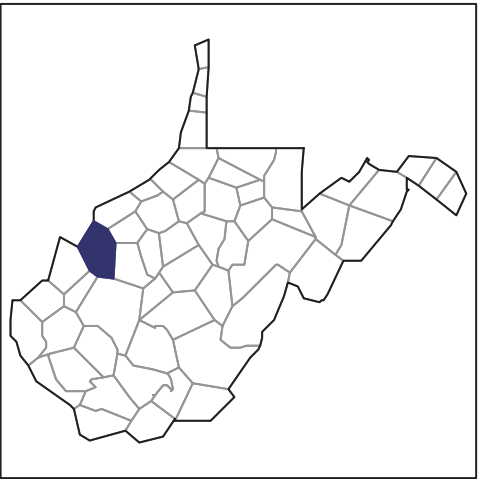


2012 CENSUS OF AGRICULTURE

RACE / ETHNICITY / GENDER PROFILE

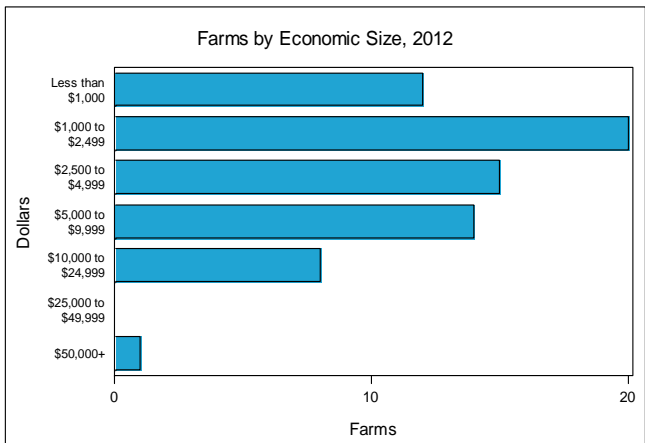
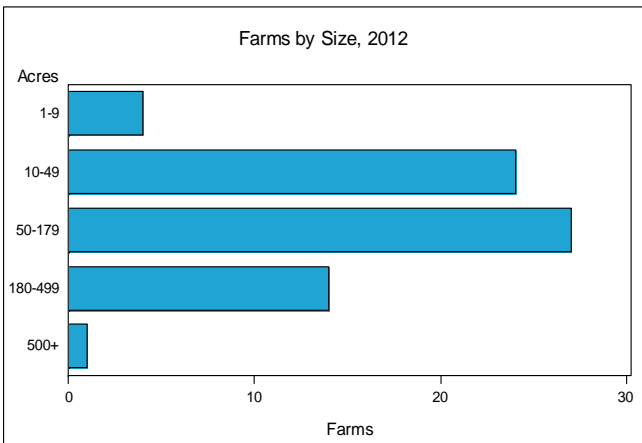


Jackson County - West Virginia Farms with Women Principal Operators Compared with All Farms

	Women Principal Operators	All Farms
Number of Farms	70	732
Land in Farms	7,234 acres	104,742 acres
Average Size of Farm	103 acres	143 acres
Market Value of Products Sold	\$427,000	\$7,369,000
Crop Sales	\$258,000	\$2,119,000
Livestock Sales	\$170,000	\$5,249,000
Average Per Farm	\$6,106	\$10,066
Government Payments	\$8,000	\$256,000
Average Per Farm Receiving Payments	\$827	\$3,937

See footnotes on reverse page.

Farms with Women Principal Operators





2012 CENSUS OF AGRICULTURE
RACE / ETHNICITY / GENDER PROFILE

Jackson County - West Virginia Farms with Women Principal Operators

Selected Highlights

Item	Farms	Quantity
MARKET VALUE OF AGRICULTURAL PRODUCTS SOLD (\$1,000)		
Total value of agricultural products sold	70	427
Value of crops including nursery and greenhouse	41	258
Value of livestock, poultry, and their products	42	170
VALUE OF SALES BY COMMODITY GROUP (\$1,000)		
Grains, oilseeds, dry beans, and dry peas	-	-
Tobacco	2	(D)
Cotton and cottonseed	-	-
Vegetables, melons, potatoes and sweet potatoes	2	(D)
Fruits, tree nuts, and berries	-	-
Nursery, greenhouse, floriculture, and sod	1	(D)
Cut Christmas trees and short rotation woody crops	-	-
Other crops and hay	40	(D)
Poultry and eggs	5	(D)
Cattle and calves	20	93
Milk from cows	-	-
Hogs and pigs	3	(D)
Sheep, goats, wool, mohair, and milk	10	29
Horses, ponies, mules, burros, and donkeys	10	28
Aquaculture	-	-
Other animals and other animal products	5	3
TOP CROP ITEMS (acres)		
Forage, all	46	1,173
Tobacco	2	(D)
Vegetables harvested, all	2	(D)
Potatoes	1	(D)
Sweet potatoes	1	(D)
TOP LIVESTOCK INVENTORY ITEMS (number)		
Layers	10	640
Cattle and calves	29	434
Goats, all	11	353
Horses and ponies	30	284
Turkeys	2	(D)

Operator Characteristics

Item	Quantity
Primary occupation:	
Farming	26
Other	44
Days worked off farm:	
None	32
Any	38
Years on present farm:	
2 years or less	1
3 to 4 years	4
5 to 9 years	17
10 years or more	48
Age group:	
Under 35 years	4
35 to 44 years	9
45 to 64 years	33
65 years and over	24
Average age of principal operator (years)	59.2

Economic Characteristics

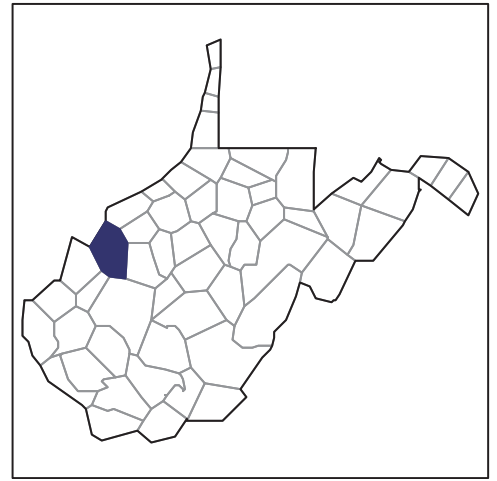
Item	Quantity
Farms by value of sales:	
Less than \$1,000	12
\$1,000 to \$2,499	22
\$2,500 to \$4,999	16
\$5,000 to \$9,999	11
\$10,000 to \$49,999	8
\$50,000 to \$99,999	-
\$100,000 to \$249,999	1
\$250,000 to \$499,999	-
\$500,000 or more	-
Total farm production expenses (\$1,000)	1,315
Average per farm (\$)	18,788
Net cash farm income of operation (\$1,000)	-97
Average per farm (\$)	-1,387
Value of agricultural products sold directly to individuals for human consumption (\$1,000)	6
Total organic product sales (\$1,000)	-
Total income from farm-related sources, gross before taxes and expenses (\$1,000)	782

See "Census of Agriculture, Volume 1, Geographic Area Series" for complete footnotes, explanations, definitions, and methodology.
 - Represents zero. (D) Withheld to avoid disclosing data for individual operations.

2012 CENSUS OF AGRICULTURE

RACE / ETHNICITY / GENDER PROFILE

Jackson County - West Virginia Farms with Spanish, Hispanic, or Latino Operators Compared with All Farms



Data are not available at this geographic level for farms with Spanish, Hispanic, or Latino Operators.



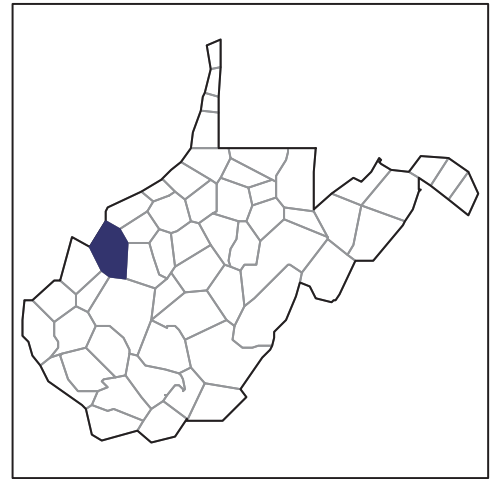
US Department of Agriculture
National Agricultural Statistics Service

www.agcensus.usda.gov

2012 CENSUS OF AGRICULTURE

RACE / ETHNICITY / GENDER PROFILE

Jackson County - West Virginia Farms with American Indian or Alaska Native Operators Compared with All Farms



Data are not available at this geographic level for farms with American Indian or Alaska Native Operators.



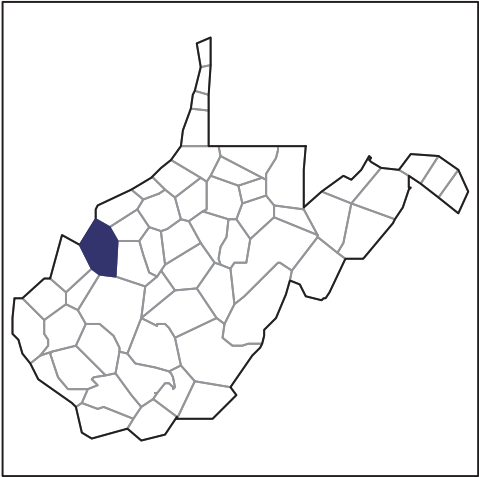
US Department of Agriculture
National Agricultural Statistics Service

www.agcensus.usda.gov

2012 CENSUS OF AGRICULTURE

RACE / ETHNICITY / GENDER PROFILE

Jackson County - West Virginia Farms with Asian Operators Compared with All Farms

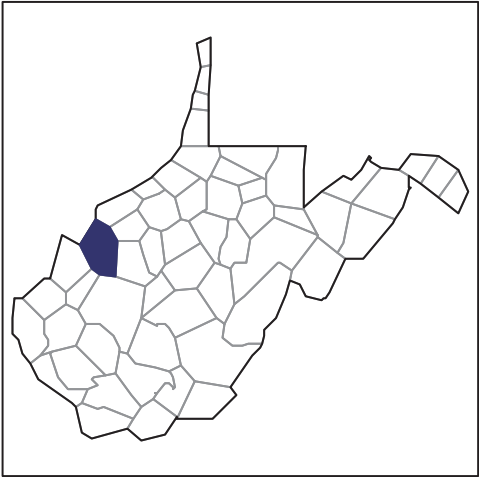


Data are not available at this geographic level for farms with Asian Operators.

2012 CENSUS OF AGRICULTURE

RACE / ETHNICITY / GENDER PROFILE

Jackson County - West Virginia Farms with Black or African American Operators Compared with All Farms



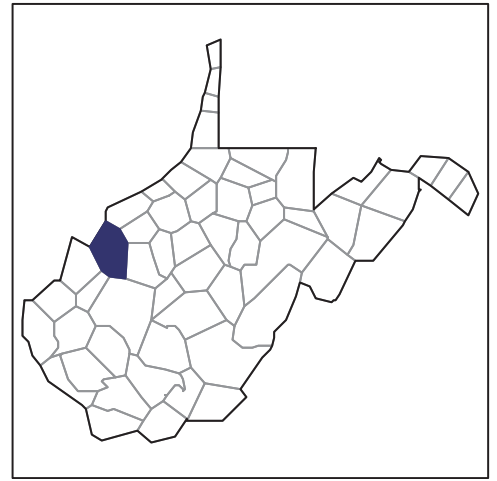
Data are not available at this geographic level for farms with Black or African American Operators.



2012 CENSUS OF AGRICULTURE

RACE / ETHNICITY / GENDER PROFILE

Jackson County - West Virginia Farms with Native Hawaiian or Other Pacific Islander Operators Compared with All Farms



Data are not available at this geographic level for farms with Native Hawaiian or Other Pacific Islander Operators.



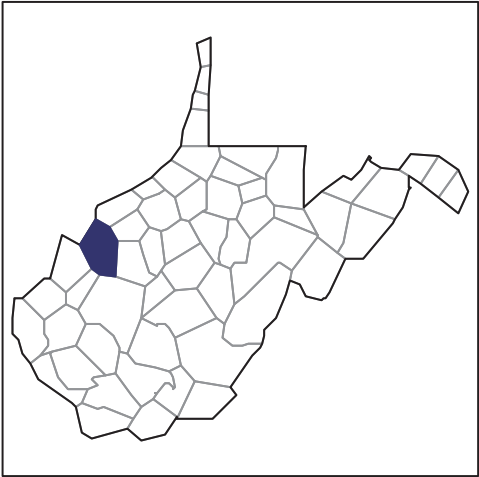
US Department of Agriculture
National Agricultural Statistics Service

www.agcensus.usda.gov

2012 CENSUS OF AGRICULTURE

RACE / ETHNICITY / GENDER PROFILE

Jackson County - West Virginia Farms with White Operators Compared with All Farms



Data are not available at this geographic level for farms with White Operators.



