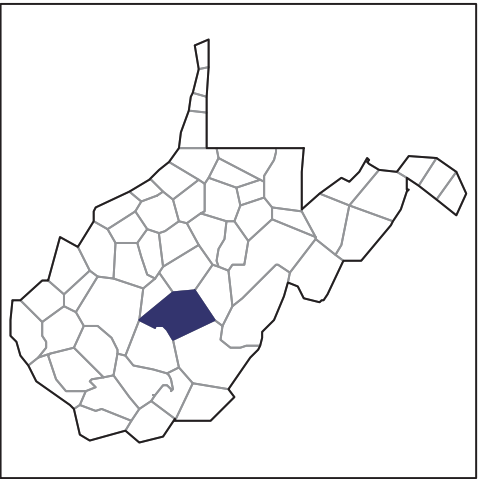


2012 CENSUS OF AGRICULTURE

RACE / ETHNICITY / GENDER PROFILE

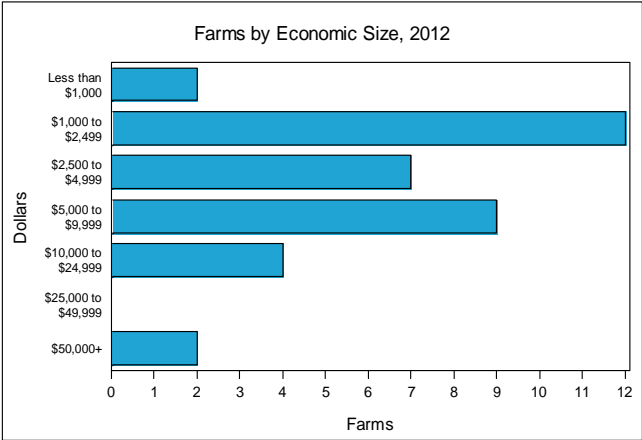
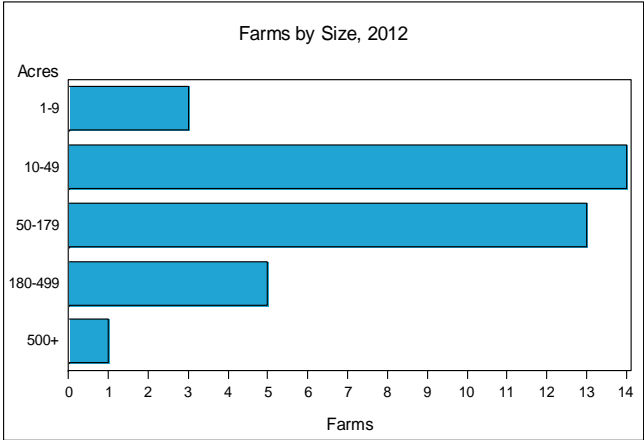


Nicholas County - West Virginia Farms with Women Principal Operators Compared with All Farms

	Women Principal Operators	All Farms
Number of Farms	36	393
Land in Farms	3,552 acres	58,093 acres
Average Size of Farm	99 acres	148 acres
Market Value of Products Sold	\$375,000	\$4,578,000
Crop Sales	\$96,000	\$768,000
Livestock Sales	\$278,000	\$3,810,000
Average Per Farm	\$10,409	\$11,650
Government Payments	\$3,000	\$37,000
Average Per Farm Receiving Payments	\$442	\$1,099

See footnotes on reverse page.

Farms with Women Principal Operators





2012 CENSUS OF AGRICULTURE
RACE / ETHNICITY / GENDER PROFILE

Nicholas County - West Virginia Farms with Women Principal Operators

Selected Highlights

Item	Farms	Quantity
MARKET VALUE OF AGRICULTURAL PRODUCTS SOLD (\$1,000)		
Total value of agricultural products sold	36	375
Value of crops including nursery and greenhouse	24	96
Value of livestock, poultry, and their products	23	278
VALUE OF SALES BY COMMODITY GROUP (\$1,000)		
Grains, oilseeds, dry beans, and dry peas	2	(D)
Tobacco	-	-
Cotton and cottonseed	-	-
Vegetables, melons, potatoes and sweet potatoes	4	30
Fruits, tree nuts, and berries	2	(D)
Nursery, greenhouse, floriculture, and sod	-	-
Cut Christmas trees and short rotation woody crops	-	-
Other crops and hay	20	51
Poultry and eggs	5	(D)
Cattle and calves	11	156
Milk from cows	1	(D)
Hogs and pigs	4	3
Sheep, goats, wool, mohair, and milk	6	9
Horses, ponies, mules, burros, and donkeys	8	(D)
Aquaculture	-	-
Other animals and other animal products	1	(D)
TOP CROP ITEMS (acres)		
Forage, all	24	1,115
Vegetables harvested, all	4	5
Apples	4	3
Corn for grain	2	(D)
Cucumbers and pickles	4	1
TOP LIVESTOCK INVENTORY ITEMS (number)		
Cattle and calves	14	338
Layers	9	252
Sheep and lambs	4	102
Broilers and other meat-type chickens	3	(D)
Goats, all	4	39

Operator Characteristics

Item	Quantity
Primary occupation:	
Farming	13
Other	23
Days worked off farm:	
None	15
Any	21
Years on present farm:	
2 years or less	-
3 to 4 years	5
5 to 9 years	12
10 years or more	19
Age group:	
Under 35 years	12
35 to 44 years	3
45 to 64 years	15
65 years and over	6
Average age of principal operator (years)	49.3

Economic Characteristics

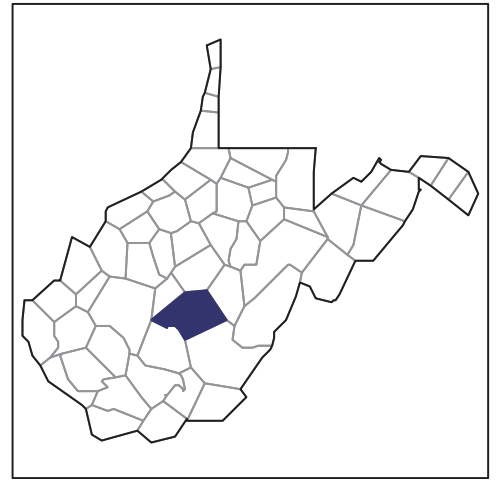
Item	Quantity
Farms by value of sales:	
Less than \$1,000	2
\$1,000 to \$2,499	12
\$2,500 to \$4,999	7
\$5,000 to \$9,999	9
\$10,000 to \$49,999	4
\$50,000 to \$99,999	1
\$100,000 to \$249,999	1
\$250,000 to \$499,999	-
\$500,000 or more	-
Total farm production expenses (\$1,000)	379
Average per farm (\$)	10,518
Net cash farm income of operation (\$1,000)	10
Average per farm (\$)	288
Value of agricultural products sold directly to individuals for human consumption (\$1,000)	7
Total organic product sales (\$1,000)	-
Total income from farm-related sources, gross before taxes and expenses (\$1,000)	11

See "Census of Agriculture, Volume 1, Geographic Area Series" for complete footnotes, explanations, definitions, and methodology.
 - Represents zero. (D) Withheld to avoid disclosing data for individual operations.

2012 CENSUS OF AGRICULTURE

RACE / ETHNICITY / GENDER PROFILE

Nicholas County - West Virginia Farms with Spanish, Hispanic, or Latino Operators Compared with All Farms



Data are not available at this geographic level for farms with Spanish, Hispanic, or Latino Operators.



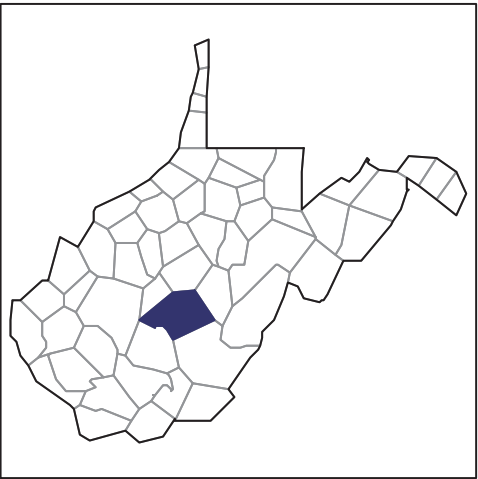
US Department of Agriculture
National Agricultural Statistics Service

www.agcensus.usda.gov

2012 CENSUS OF AGRICULTURE

RACE / ETHNICITY / GENDER PROFILE

Nicholas County - West Virginia Farms with American Indian or Alaska Native Operators Compared with All Farms



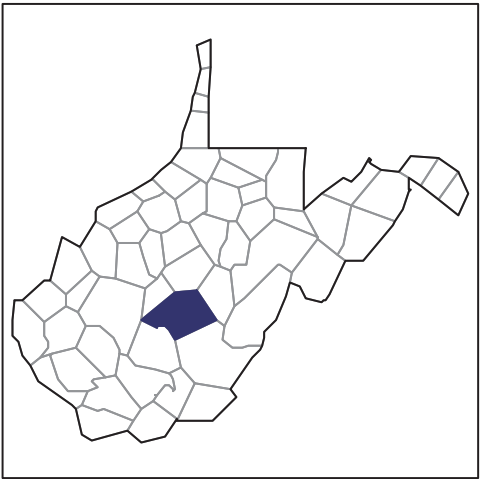
Data are not available at this geographic level for farms with American Indian or Alaska Native Operators.



2012 CENSUS OF AGRICULTURE

RACE / ETHNICITY / GENDER PROFILE

Nicholas County - West Virginia Farms with Asian Operators Compared with All Farms



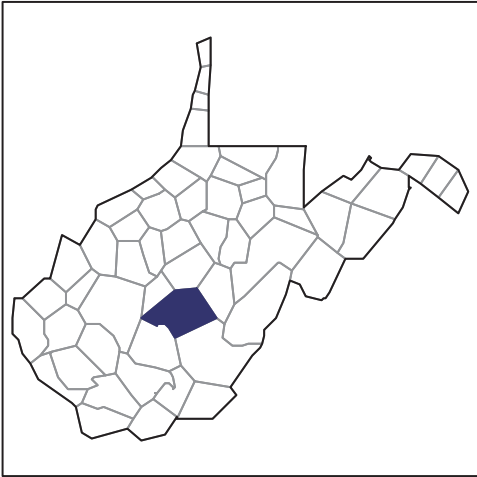
Data are not available at this geographic level for farms with Asian Operators.



2012 CENSUS OF AGRICULTURE

RACE / ETHNICITY / GENDER PROFILE

Nicholas County - West Virginia Farms with Black or African American Operators Compared with All Farms



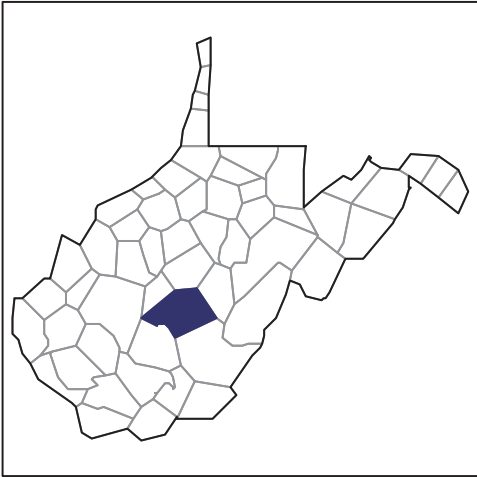
Data are not available at this geographic level for farms with Black or African American Operators.



2012 CENSUS OF AGRICULTURE

RACE / ETHNICITY / GENDER PROFILE

Nicholas County - West Virginia Farms with Native Hawaiian or Other Pacific Islander Operators Compared with All Farms

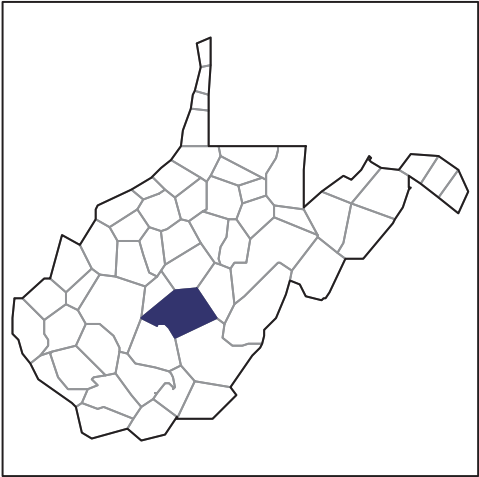


Data are not available at this geographic level for farms with Native Hawaiian or Other Pacific Islander Operators.

2012 CENSUS OF AGRICULTURE

RACE / ETHNICITY / GENDER PROFILE

Nicholas County - West Virginia Farms with White Operators Compared with All Farms



Data are not available at this geographic level for farms with White Operators.



