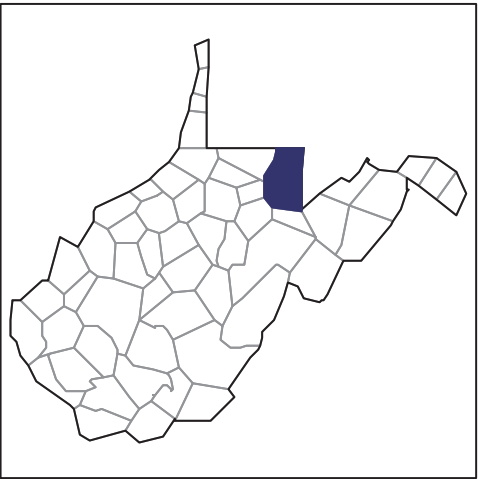


# 2012 CENSUS OF AGRICULTURE

## RACE / ETHNICITY / GENDER PROFILE

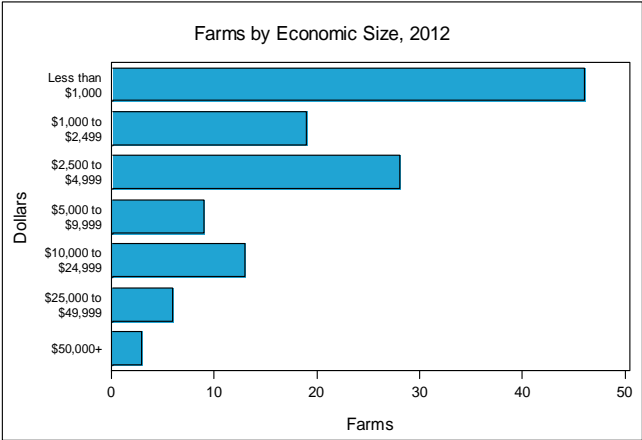
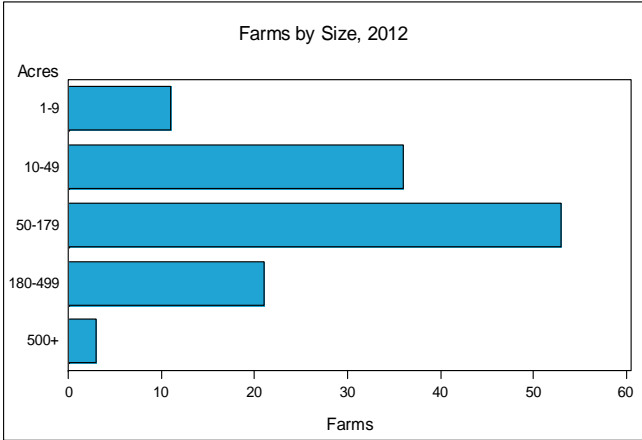


### Preston County - West Virginia Farms with Women Principal Operators Compared with All Farms

	Women Principal Operators	All Farms
<b>Number of Farms</b>	124	1,084
<b>Land in Farms</b>	12,963 acres	160,704 acres
<b>Average Size of Farm</b>	105 acres	148 acres
<b>Market Value of Products Sold</b>	\$1,012,000	\$18,156,000
Crop Sales	\$609,000	\$5,099,000
Livestock Sales	\$403,000	\$13,057,000
Average Per Farm	\$8,160	\$16,749
<b>Government Payments</b>	\$31,000	\$222,000
Average Per Farm Receiving Payments	\$6,119	\$2,442

See footnotes on reverse page.

#### Farms with Women Principal Operators





**2012 CENSUS OF AGRICULTURE**  
**RACE / ETHNICITY / GENDER PROFILE**

## Preston County - West Virginia Farms with Women Principal Operators

### Selected Highlights

Item	Farms	Quantity
<b>MARKET VALUE OF AGRICULTURAL PRODUCTS SOLD (\$1,000)</b>		
Total value of agricultural products sold	124	1,012
Value of crops including nursery and greenhouse	57	609
Value of livestock, poultry, and their products	63	403
<b>VALUE OF SALES BY COMMODITY GROUP (\$1,000)</b>		
Grains, oilseeds, dry beans, and dry peas	7	256
Tobacco	-	-
Cotton and cottonseed	-	-
Vegetables, melons, potatoes and sweet potatoes	3	(D)
Fruits, tree nuts, and berries	4	(D)
Nursery, greenhouse, floriculture, and sod	5	26
Cut Christmas trees and short rotation woody crops	2	(D)
Other crops and hay	43	130
Poultry and eggs	13	(D)
Cattle and calves	43	359
Milk from cows	-	-
Hogs and pigs	2	(D)
Sheep, goats, wool, mohair, and milk	11	11
Horses, ponies, mules, burros, and donkeys	4	24
Aquaculture	-	-
Other animals and other animal products	2	(D)
<b>TOP CROP ITEMS (acres)</b>		
Forage, all	69	1,929
Corn for grain	5	299
Oats for grain	3	(D)
Cut Christmas trees	2	(D)
Floriculture and bedding crops	2	(D)
<b>TOP LIVESTOCK INVENTORY ITEMS (number)</b>		
Cattle and calves	60	929
Layers	24	673
Goats, all	18	362
Horses and ponies	45	277
Sheep and lambs	13	197

### Operator Characteristics

Item	Quantity
Primary occupation:	
Farming	45
Other	79
Days worked off farm:	
None	48
Any	76
Years on present farm:	
2 years or less	11
3 to 4 years	14
5 to 9 years	19
10 years or more	80
Age group:	
Under 35 years	8
35 to 44 years	15
45 to 64 years	65
65 years and over	36
Average age of principal operator (years)	56.1

### Economic Characteristics

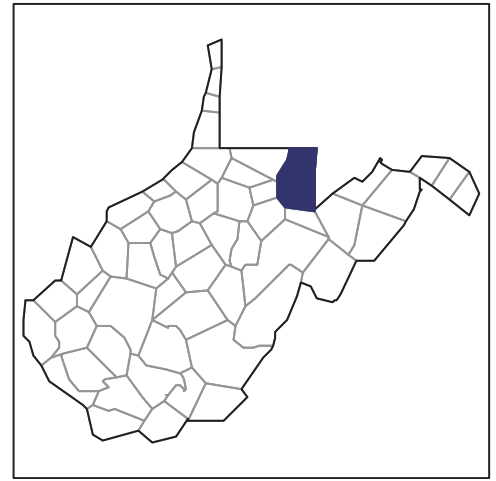
Item	Quantity
Farms by value of sales:	
Less than \$1,000	46
\$1,000 to \$2,499	19
\$2,500 to \$4,999	28
\$5,000 to \$9,999	11
\$10,000 to \$49,999	17
\$50,000 to \$99,999	1
\$100,000 to \$249,999	2
\$250,000 to \$499,999	-
\$500,000 or more	-
Total farm production expenses (\$1,000)	1,710
Average per farm (\$)	13,789
Net cash farm income of operation (\$1,000)	-485
Average per farm (\$)	-3,913
Value of agricultural products sold directly to individuals for human consumption (\$1,000)	55
Total organic product sales (\$1,000)	(D)
Total income from farm-related sources, gross before taxes and expenses (\$1,000)	182

See "Census of Agriculture, Volume 1, Geographic Area Series" for complete footnotes, explanations, definitions, and methodology.  
 - Represents zero. (D) Withheld to avoid disclosing data for individual operations.

# 2012 CENSUS OF AGRICULTURE

## RACE / ETHNICITY / GENDER PROFILE

### Preston County - West Virginia Farms with Spanish, Hispanic, or Latino Operators Compared with All Farms



Data are not available at this geographic level for farms with Spanish, Hispanic, or Latino Operators.



US Department of Agriculture  
National Agricultural Statistics Service

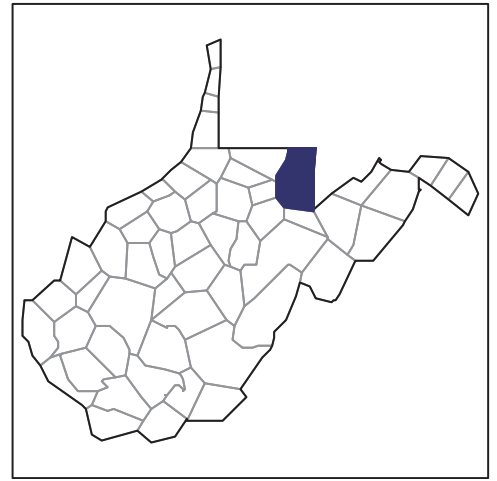
[www.agcensus.usda.gov](http://www.agcensus.usda.gov)



# 2012 CENSUS OF AGRICULTURE

## RACE / ETHNICITY / GENDER PROFILE

### Preston County - West Virginia Farms with American Indian or Alaska Native Operators Compared with All Farms



Data are not available at this geographic level for farms with American Indian or Alaska Native Operators.



US Department of Agriculture  
National Agricultural Statistics Service

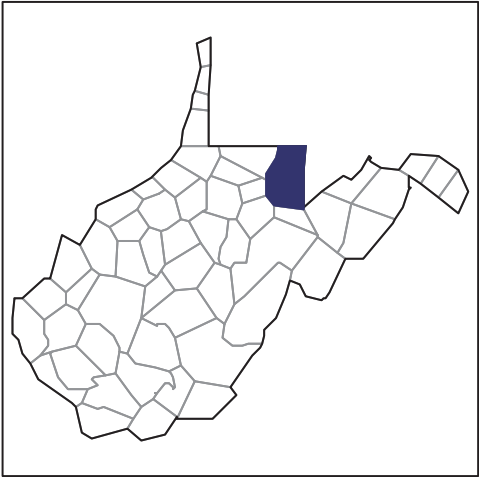
[www.agcensus.usda.gov](http://www.agcensus.usda.gov)



# 2012 CENSUS OF AGRICULTURE

## RACE / ETHNICITY / GENDER PROFILE

### Preston County - West Virginia Farms with Asian Operators Compared with All Farms



Data are not available at this geographic level for farms with Asian Operators.



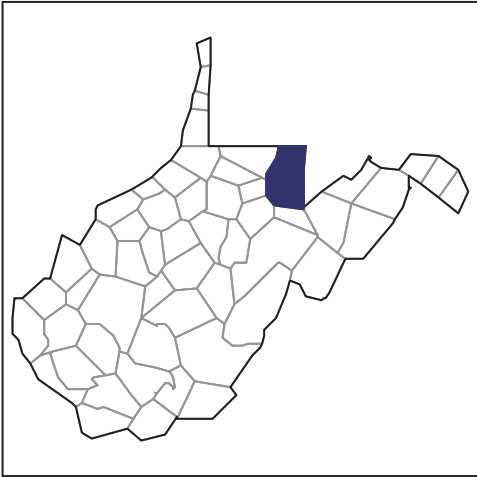




# 2012 CENSUS OF AGRICULTURE

## RACE / ETHNICITY / GENDER PROFILE

### Preston County - West Virginia Farms with Black or African American Operators Compared with All Farms



Data are not available at this geographic level for farms with Black or African American Operators.

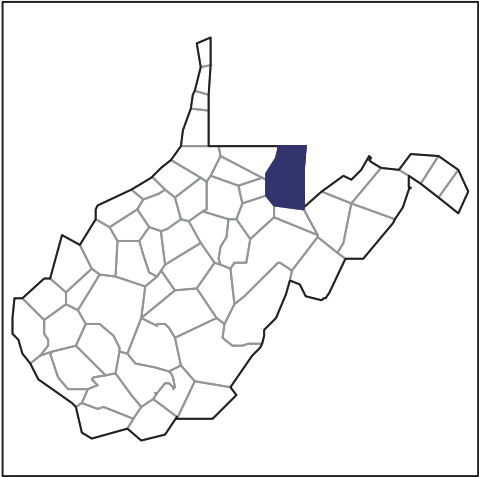




# 2012 CENSUS OF AGRICULTURE

## RACE / ETHNICITY / GENDER PROFILE

### Preston County - West Virginia Farms with Native Hawaiian or Other Pacific Islander Operators Compared with All Farms



Data are not available at this geographic level for farms with Native Hawaiian or Other Pacific Islander Operators.

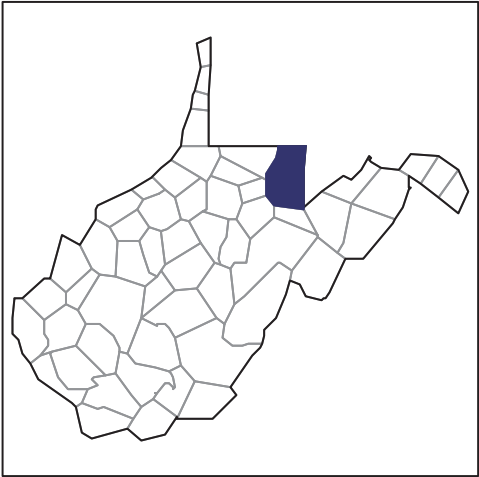




# 2012 CENSUS OF AGRICULTURE

## RACE / ETHNICITY / GENDER PROFILE

### Preston County - West Virginia Farms with White Operators Compared with All Farms



Data are not available at this geographic level for farms with White Operators.



