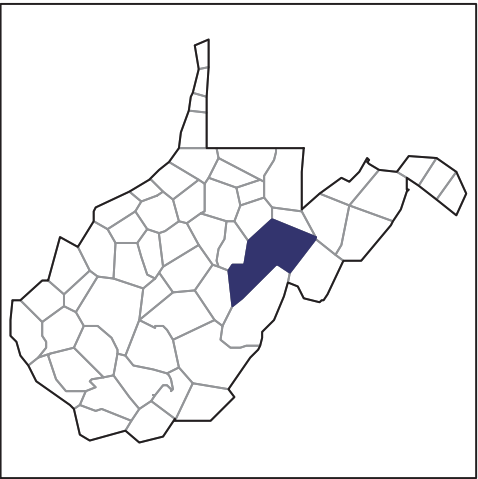


2012 CENSUS OF AGRICULTURE

RACE / ETHNICITY / GENDER PROFILE

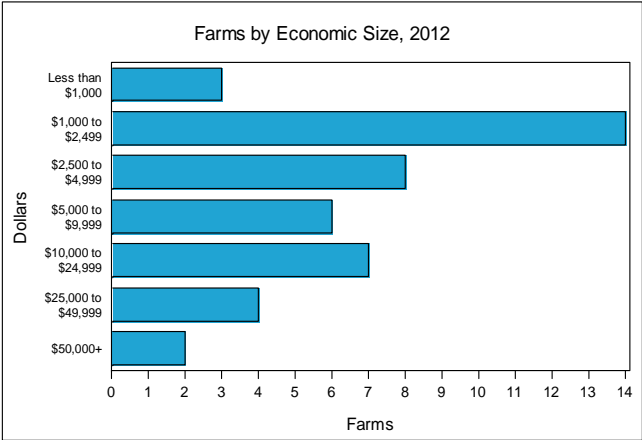
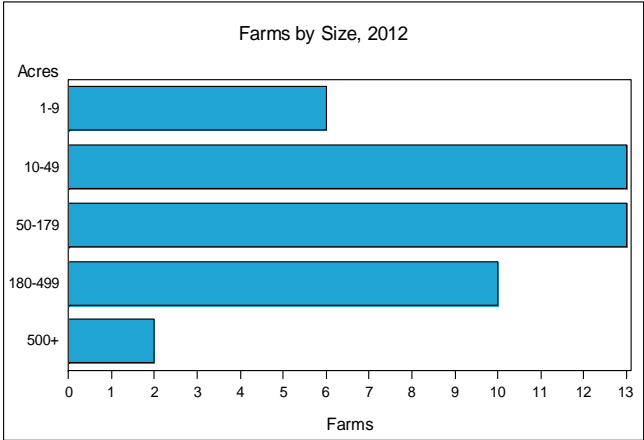



Randolph County - West Virginia Farms with Women Principal Operators Compared with All Farms

	Women Principal Operators	All Farms
Number of Farms	44	405
Land in Farms	6,363 acres	94,151 acres
Average Size of Farm	145 acres	232 acres
Market Value of Products Sold		
Crop Sales	\$431,000	\$9,385,000
Livestock Sales	\$116,000	\$2,044,000
Average Per Farm	\$316,000	\$7,341,000
Government Payments		
Average Per Farm Receiving Payments	\$9,803	\$23,173
	\$11,000	\$147,000
	\$1,602	\$3,675

See footnotes on reverse page.

Farms with Women Principal Operators





2012 CENSUS OF AGRICULTURE
RACE / ETHNICITY / GENDER PROFILE

Randolph County - West Virginia Farms with Women Principal Operators

Selected Highlights

Item	Farms	Quantity
MARKET VALUE OF AGRICULTURAL PRODUCTS SOLD (\$1,000)		
Total value of agricultural products sold	44	431
Value of crops including nursery and greenhouse	21	116
Value of livestock, poultry, and their products	31	316
VALUE OF SALES BY COMMODITY GROUP (\$1,000)		
Grains, oilseeds, dry beans, and dry peas	-	-
Tobacco	-	-
Cotton and cottonseed	-	-
Vegetables, melons, potatoes and sweet potatoes	4	(D)
Fruits, tree nuts, and berries	3	8
Nursery, greenhouse, floriculture, and sod	1	(D)
Cut Christmas trees and short rotation woody crops	1	(D)
Other crops and hay	16	54
Poultry and eggs	8	(D)
Cattle and calves	20	239
Milk from cows	-	-
Hogs and pigs	5	4
Sheep, goats, wool, mohair, and milk	9	40
Horses, ponies, mules, burros, and donkeys	3	5
Aquaculture	-	-
Other animals and other animal products	1	(D)
TOP CROP ITEMS (acres)		
Forage, all	24	815
Cut Christmas trees	1	(D)
Vegetables harvested, all	4	12
Potatoes	2	(D)
Sweet corn	1	(D)
TOP LIVESTOCK INVENTORY ITEMS (number)		
Cattle and calves	21	523
Sheep and lambs	6	428
Layers	9	283
Broilers and other meat-type chickens	6	257
Goats, all	5	127

Operator Characteristics

Item	Quantity
Primary occupation:	
Farming	21
Other	23
Days worked off farm:	
None	25
Any	19
Years on present farm:	
2 years or less	2
3 to 4 years	5
5 to 9 years	11
10 years or more	26
Age group:	
Under 35 years	4
35 to 44 years	4
45 to 64 years	22
65 years and over	14
Average age of principal operator (years)	57.4

Economic Characteristics

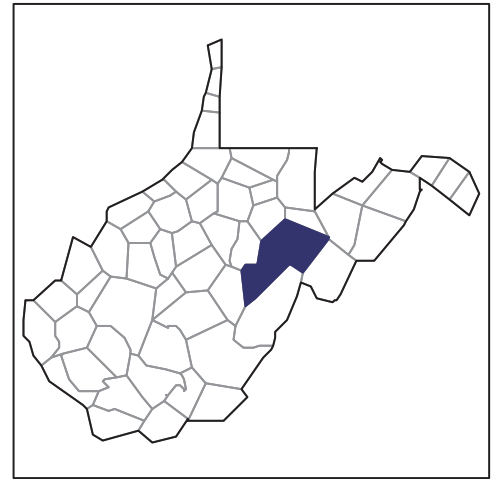
Item	Quantity
Farms by value of sales:	
Less than \$1,000	3
\$1,000 to \$2,499	14
\$2,500 to \$4,999	8
\$5,000 to \$9,999	7
\$10,000 to \$49,999	10
\$50,000 to \$99,999	2
\$100,000 to \$249,999	-
\$250,000 to \$499,999	-
\$500,000 or more	-
Total farm production expenses (\$1,000)	445
Average per farm (\$)	10,122
Net cash farm income of operation (\$1,000)	37
Average per farm (\$)	842
Value of agricultural products sold directly to individuals for human consumption (\$1,000)	(D)
Total organic product sales (\$1,000)	(D)
Total income from farm-related sources, gross before taxes and expenses (\$1,000)	40

See "Census of Agriculture, Volume 1, Geographic Area Series" for complete footnotes, explanations, definitions, and methodology.
 - Represents zero. (D) Withheld to avoid disclosing data for individual operations.

2012 CENSUS OF AGRICULTURE

RACE / ETHNICITY / GENDER PROFILE

Randolph County - West Virginia Farms with Spanish, Hispanic, or Latino Operators Compared with All Farms



Data are not available at this geographic level for farms with Spanish, Hispanic, or Latino Operators.



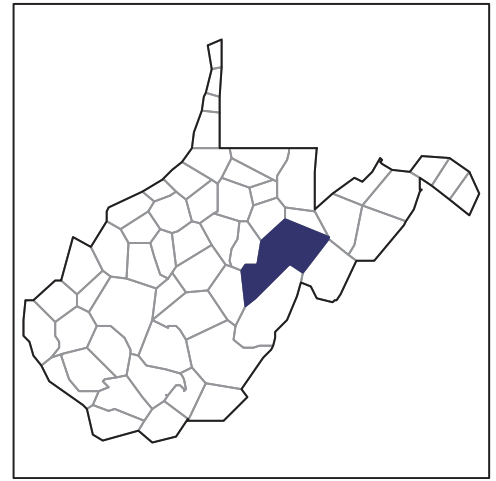
US Department of Agriculture
National Agricultural Statistics Service

www.agcensus.usda.gov

2012 CENSUS OF AGRICULTURE

RACE / ETHNICITY / GENDER PROFILE

Randolph County - West Virginia Farms with American Indian or Alaska Native Operators Compared with All Farms



Data are not available at this geographic level for farms with American Indian or Alaska Native Operators.



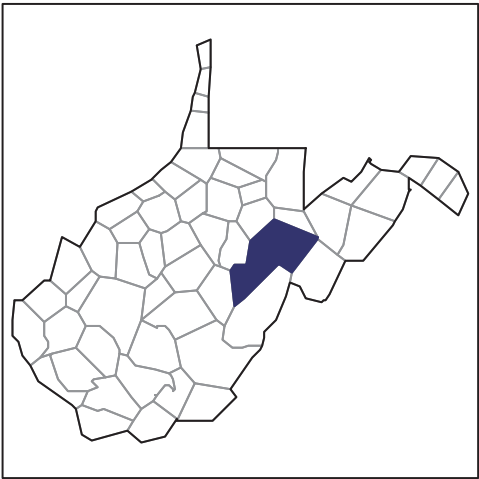
US Department of Agriculture
National Agricultural Statistics Service

www.agcensus.usda.gov

2012 CENSUS OF AGRICULTURE

RACE / ETHNICITY / GENDER PROFILE

Randolph County - West Virginia Farms with Asian Operators Compared with All Farms



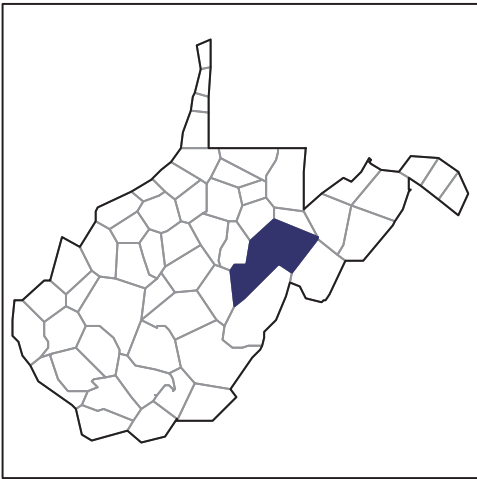
Data are not available at this geographic level for farms with Asian Operators.



2012 CENSUS OF AGRICULTURE

RACE / ETHNICITY / GENDER PROFILE

Randolph County - West Virginia Farms with Black or African American Operators Compared with All Farms



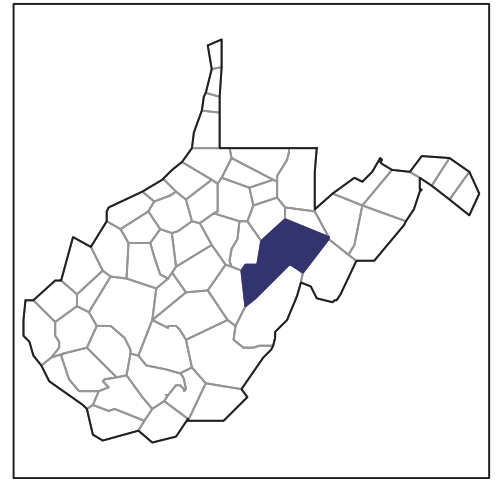
Data are not available at this geographic level for farms with Black or African American Operators.



2012 CENSUS OF AGRICULTURE

RACE / ETHNICITY / GENDER PROFILE

Randolph County - West Virginia Farms with Native Hawaiian or Other Pacific Islander Operators Compared with All Farms



Data are not available at this geographic level for farms with Native Hawaiian or Other Pacific Islander Operators.



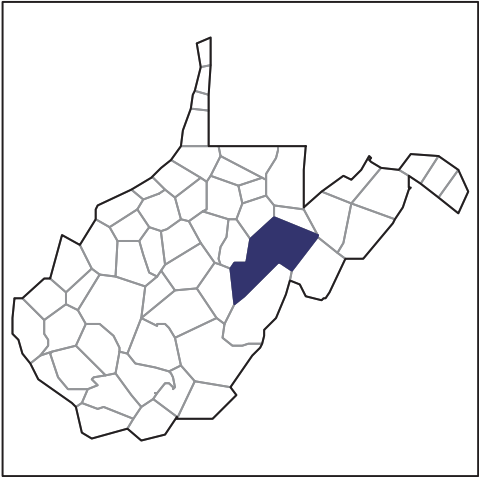
US Department of Agriculture
National Agricultural Statistics Service

www.agcensus.usda.gov

2012 CENSUS OF AGRICULTURE

RACE / ETHNICITY / GENDER PROFILE

Randolph County - West Virginia Farms with White Operators Compared with All Farms



Data are not available at this geographic level for farms with White Operators.



