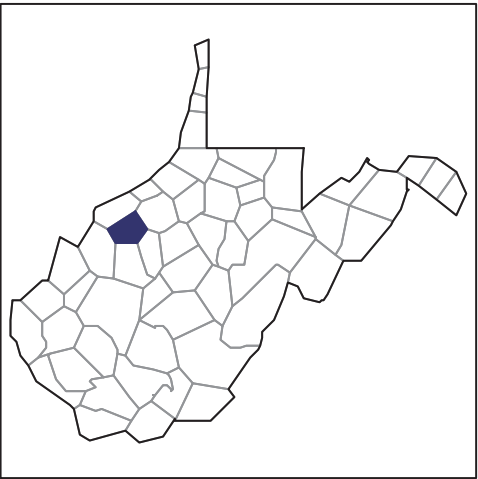


# 2012 CENSUS OF AGRICULTURE

## RACE / ETHNICITY / GENDER PROFILE

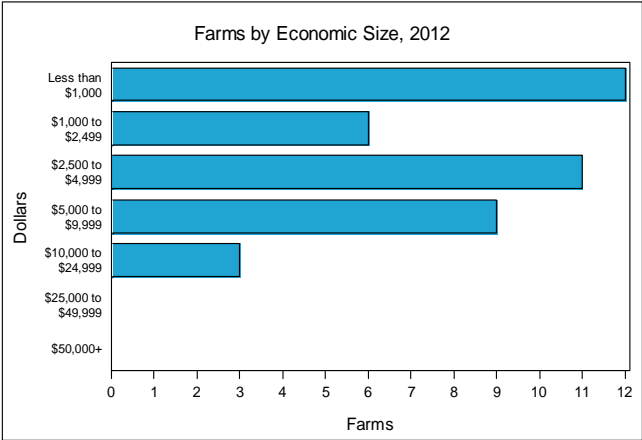
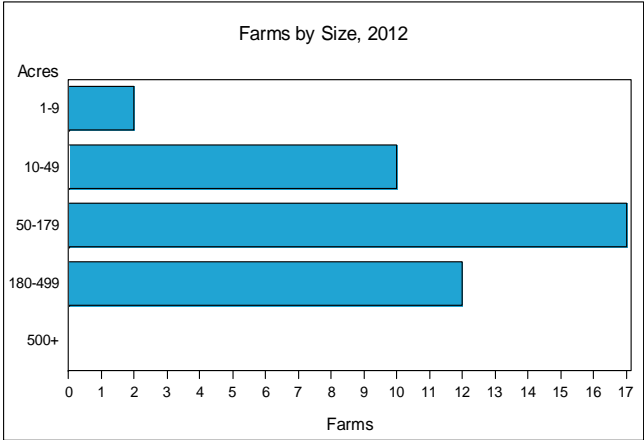



### Wirt County - West Virginia Farms with Women Principal Operators Compared with All Farms

	Women Principal Operators	All Farms
<b>Number of Farms</b>	41	217
<b>Land in Farms</b>	4,824 acres	38,011 acres
<b>Average Size of Farm</b>	118 acres	175 acres
<b>Market Value of Products Sold</b>	\$146,000	\$2,232,000
Crop Sales	\$76,000	\$643,000
Livestock Sales	\$70,000	\$1,589,000
Average Per Farm	\$3,569	\$10,284
<b>Government Payments</b>	\$1,000	\$55,000
Average Per Farm Receiving Payments	\$260	\$2,878

See footnotes on reverse page.

#### Farms with Women Principal Operators





**2012 CENSUS OF AGRICULTURE**  
**RACE / ETHNICITY / GENDER PROFILE**

## Wirt County - West Virginia Farms with Women Principal Operators

### Selected Highlights

Item	Farms	Quantity
<b>MARKET VALUE OF AGRICULTURAL PRODUCTS SOLD (\$1,000)</b>		
Total value of agricultural products sold	41	146
Value of crops including nursery and greenhouse	21	76
Value of livestock, poultry, and their products	24	70
<b>VALUE OF SALES BY COMMODITY GROUP (\$1,000)</b>		
Grains, oilseeds, dry beans, and dry peas	-	-
Tobacco	-	-
Cotton and cottonseed	-	-
Vegetables, melons, potatoes and sweet potatoes	-	-
Fruits, tree nuts, and berries	1	(D)
Nursery, greenhouse, floriculture, and sod	-	-
Cut Christmas trees and short rotation woody crops	-	-
Other crops and hay	21	(D)
Poultry and eggs	8	3
Cattle and calves	15	66
Milk from cows	-	-
Hogs and pigs	-	-
Sheep, goats, wool, mohair, and milk	2	(D)
Horses, ponies, mules, burros, and donkeys	2	(D)
Aquaculture	-	-
Other animals and other animal products	-	-
<b>TOP CROP ITEMS (acres)</b>		
Forage, all	25	770
Land in Berries	1	(D)
Blueberries, tame	1	(D)
<b>TOP LIVESTOCK INVENTORY ITEMS (number)</b>		
Layers	11	260
Cattle and calves	19	219
Horses and ponies	12	44
Rabbits, live	3	42
Goats, all	4	24

### Operator Characteristics

Item	Quantity
Primary occupation:	
Farming	18
Other	23
Days worked off farm:	
None	26
Any	15
Years on present farm:	
2 years or less	1
3 to 4 years	-
5 to 9 years	14
10 years or more	26
Age group:	
Under 35 years	-
35 to 44 years	-
45 to 64 years	23
65 years and over	18
Average age of principal operator (years)	67.4

### Economic Characteristics

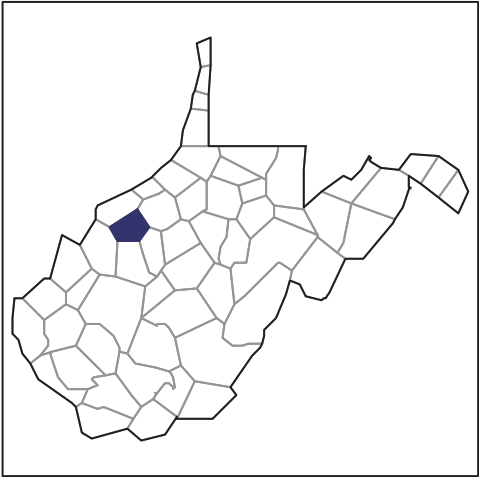
Item	Quantity
Farms by value of sales:	
Less than \$1,000	12
\$1,000 to \$2,499	6
\$2,500 to \$4,999	11
\$5,000 to \$9,999	9
\$10,000 to \$49,999	3
\$50,000 to \$99,999	-
\$100,000 to \$249,999	-
\$250,000 to \$499,999	-
\$500,000 or more	-
Total farm production expenses (\$1,000)	165
Average per farm (\$)	4,031
Net cash farm income of operation (\$1,000)	-16
Average per farm (\$)	-391
Value of agricultural products sold directly to individuals for human consumption (\$1,000)	4
Total organic product sales (\$1,000)	-
Total income from farm-related sources, gross before taxes and expenses (\$1,000)	2

See "Census of Agriculture, Volume 1, Geographic Area Series" for complete footnotes, explanations, definitions, and methodology.  
 - Represents zero. (D) Withheld to avoid disclosing data for individual operations.

# 2012 CENSUS OF AGRICULTURE

## RACE / ETHNICITY / GENDER PROFILE

### Wirt County - West Virginia Farms with Spanish, Hispanic, or Latino Operators Compared with All Farms



Data are not available at this geographic level for farms with Spanish, Hispanic, or Latino Operators.

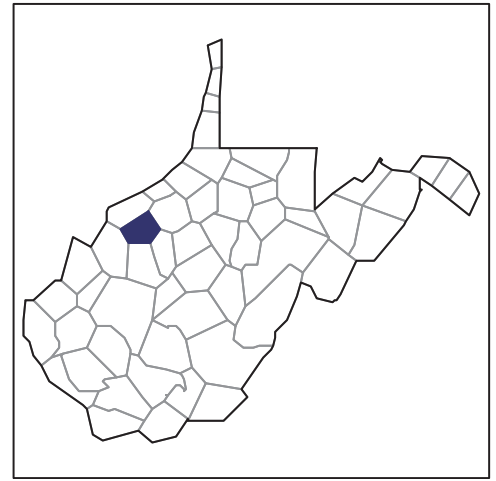




# 2012 CENSUS OF AGRICULTURE

## RACE / ETHNICITY / GENDER PROFILE

### Wirt County - West Virginia Farms with American Indian or Alaska Native Operators Compared with All Farms



Data are not available at this geographic level for farms with American Indian or Alaska Native Operators.



US Department of Agriculture  
National Agricultural Statistics Service

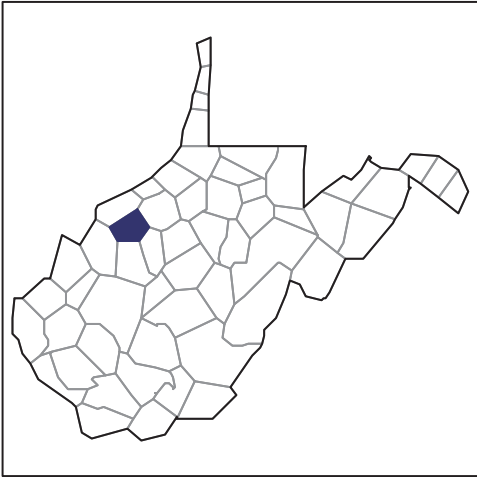
[www.agcensus.usda.gov](http://www.agcensus.usda.gov)



# 2012 CENSUS OF AGRICULTURE

## RACE / ETHNICITY / GENDER PROFILE

### Wirt County - West Virginia Farms with Asian Operators Compared with All Farms



Data are not available at this geographic level for farms with Asian Operators.



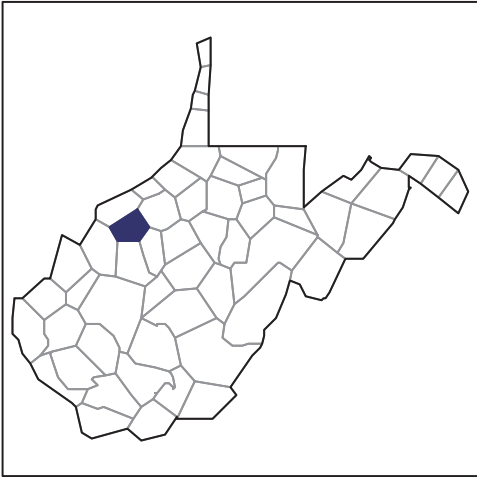




# 2012 CENSUS OF AGRICULTURE

## RACE / ETHNICITY / GENDER PROFILE

### Wirt County - West Virginia Farms with Black or African American Operators Compared with All Farms



Data are not available at this geographic level for farms with Black or African American Operators.

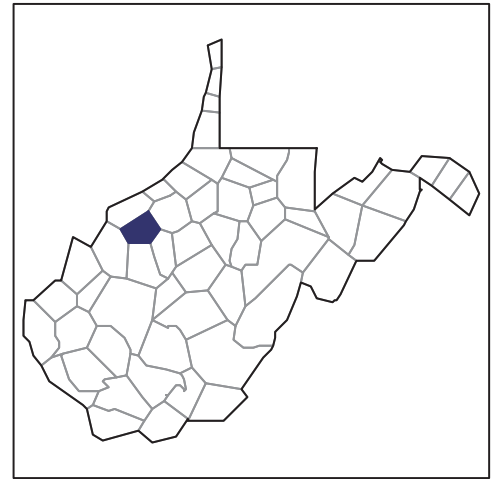




# 2012 CENSUS OF AGRICULTURE

## RACE / ETHNICITY / GENDER PROFILE

### Wirt County - West Virginia Farms with Native Hawaiian or Other Pacific Islander Operators Compared with All Farms



Data are not available at this geographic level for farms with Native Hawaiian or Other Pacific Islander Operators.



US Department of Agriculture  
National Agricultural Statistics Service

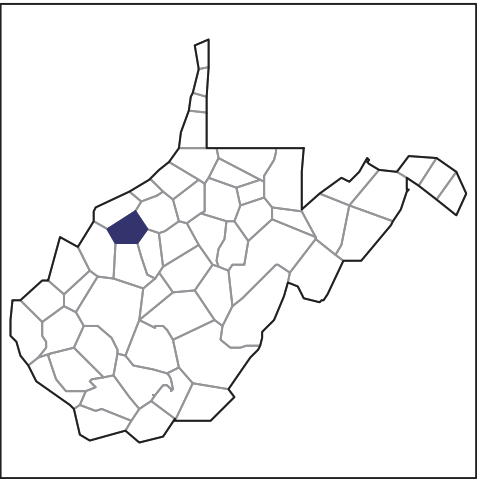
[www.agcensus.usda.gov](http://www.agcensus.usda.gov)



# 2012 CENSUS OF AGRICULTURE

## RACE / ETHNICITY / GENDER PROFILE

### Wirt County - West Virginia Farms with White Operators Compared with All Farms



Data are not available at this geographic level for farms with White Operators.

