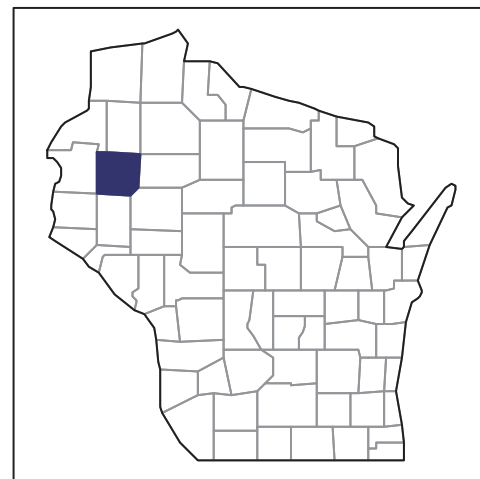


2012 CENSUS OF AGRICULTURE

RACE / ETHNICITY / GENDER PROFILE

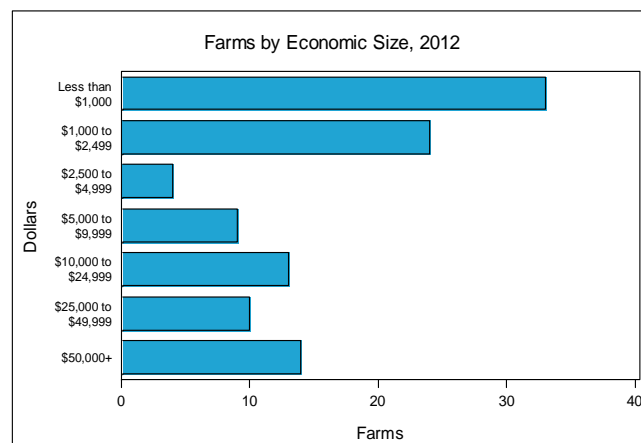
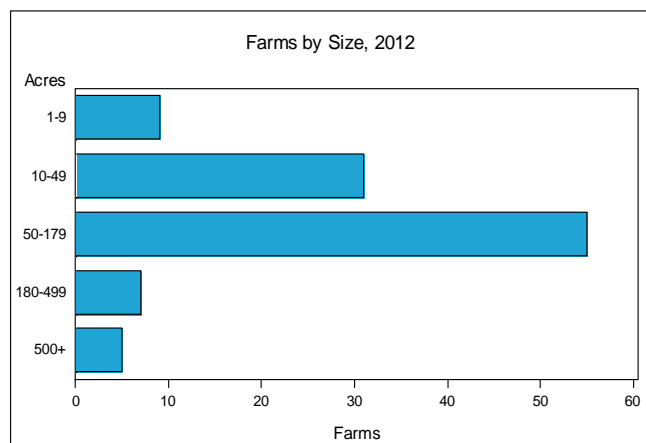


Barron County - Wisconsin Farms with Women Principal Operators Compared with All Farms

	Women Principal Operators	All Farms
Number of Farms	107	1,322
Land in Farms	13,122 acres	309,750 acres
Average Size of Farm	123 acres	234 acres
Market Value of Products Sold	\$4,782,000	\$343,063,000
Crop Sales	\$2,694,000	\$99,665,000
Livestock Sales	\$2,088,000	\$243,398,000
Average Per Farm	\$44,688	\$259,503
Government Payments	\$165,000	\$4,643,000
Average Per Farm Receiving Payments	\$3,664	\$5,907

See footnotes on reverse page.

Farms with Women Principal Operators



US Department of Agriculture
National Agricultural Statistics Service

www.agcensus.usda.gov

2012 CENSUS OF AGRICULTURE

RACE / ETHNICITY / GENDER PROFILE

Barron County - Wisconsin Farms with Women Principal Operators

Selected Highlights

Item	Farms	Quantity
MARKET VALUE OF AGRICULTURAL PRODUCTS SOLD (\$1,000)		
Total value of agricultural products sold	107	4,782
Value of crops including nursery and greenhouse	48	2,694
Value of livestock, poultry, and their products	52	2,088
VALUE OF SALES BY COMMODITY GROUP (\$1,000)		
Grains, oilseeds, dry beans, and dry peas	29	2,318
Tobacco	-	-
Cotton and cottonseed	-	-
Vegetables, melons, potatoes and sweet potatoes	6	155
Fruits, tree nuts, and berries	1	(D)
Nursery, greenhouse, floriculture, and sod	1	(D)
Cut Christmas trees and short rotation woody crops	2	(D)
Other crops and hay	20	(D)
Poultry and eggs	10	10
Cattle and calves	32	424
Milk from cows	16	1,449
Hogs and pigs	5	(D)
Sheep, goats, wool, mohair, and milk	17	77
Horses, ponies, mules, burros, and donkeys	5	(D)
Aquaculture	-	-
Other animals and other animal products	7	(D)
TOP CROP ITEMS (acres)		
Corn for grain	22	2,382
Soybeans for beans	14	1,311
Forage, all	49	1,275
Corn for silage	9	227
Vegetables harvested, all	6	(D)
TOP LIVESTOCK INVENTORY ITEMS (number)		
Cattle and calves	40	1,352
Layers	11	503
Sheep and lambs	16	424
Broilers and other meat-type chickens	2	(D)
Rabbits, live	4	247

Operator Characteristics

Item	Quantity
Primary occupation:	
Farming	49
Other	58
Days worked off farm:	
None	43
Any	64
Years on present farm:	
2 years or less	6
3 to 4 years	11
5 to 9 years	14
10 years or more	76
Age group:	
Under 35 years	1
35 to 44 years	13
45 to 64 years	65
65 years and over	28
Average age of principal operator (years)	57.2

Economic Characteristics

Item	Quantity
Farms by value of sales:	
Less than \$1,000	41
\$1,000 to \$2,499	18
\$2,500 to \$4,999	2
\$5,000 to \$9,999	16
\$10,000 to \$49,999	16
\$50,000 to \$99,999	3
\$100,000 to \$249,999	6
\$250,000 to \$499,999	3
\$500,000 or more	2
Total farm production expenses (\$1,000)	4,093
Average per farm (\$)	38,252
Net cash farm income of operation (\$1,000)	1,074
Average per farm (\$)	10,036
Value of agricultural products sold directly to individuals for human consumption (\$1,000)	68
Total organic product sales (\$1,000)	(D)
Total income from farm-related sources, gross before taxes and expenses (\$1,000)	220

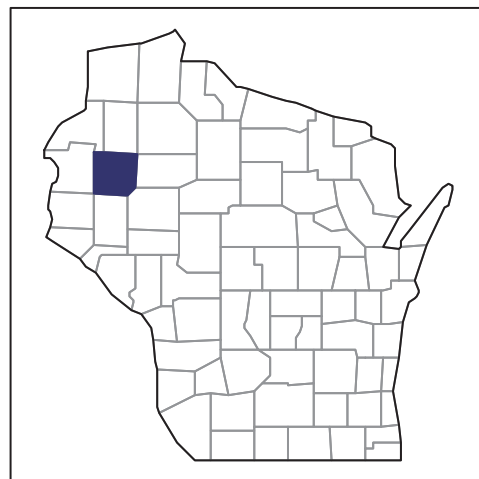
See "Census of Agriculture, Volume 1, Geographic Area Series" for complete footnotes, explanations, definitions, and methodology.

- Represents zero. (D) Withheld to avoid disclosing data for individual operations.

2012 CENSUS OF AGRICULTURE

RACE / ETHNICITY / GENDER PROFILE

Barron County - Wisconsin Farms with Spanish, Hispanic, or Latino Operators Compared with All Farms



Data are not available at this geographic level for farms with Spanish, Hispanic, or Latino Operators.



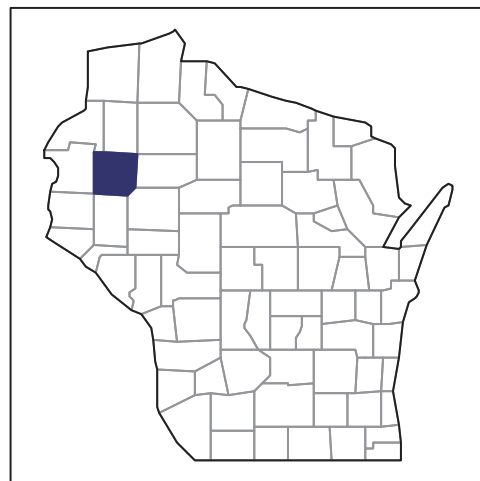
US Department of Agriculture
National Agricultural Statistics Service

www.agcensus.usda.gov



RACE / ETHNICITY / GENDER PROFILE

**Barron County - Wisconsin
Farms with American Indian or Alaska
Native Operators Compared with All
Farms**



Data are not available at this geographic level for farms with American Indian or Alaska Native Operators.



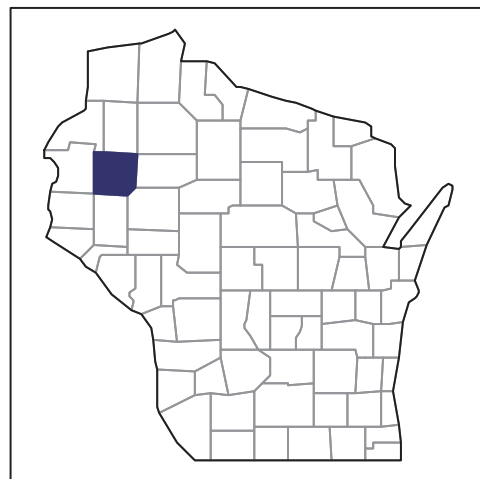
US Department of Agriculture
National Agricultural Statistics Service

www.agcensus.usda.gov



RACE / ETHNICITY / GENDER PROFILE

**Barron County - Wisconsin
Farms with Asian Operators Compared
with All Farms**



Data are not available at this geographic level for farms with Asian Operators.



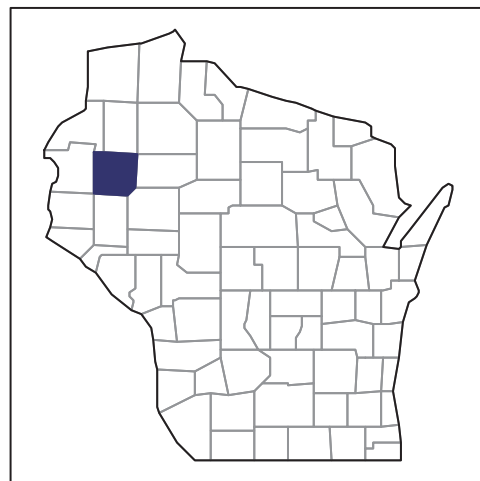
US Department of Agriculture
National Agricultural Statistics Service

www.agcensus.usda.gov



RACE / ETHNICITY / GENDER PROFILE

Barron County - Wisconsin Farms with Black or African American Operators Compared with All Farms



Data are not available at this geographic level for farms with Black or African American Operators.



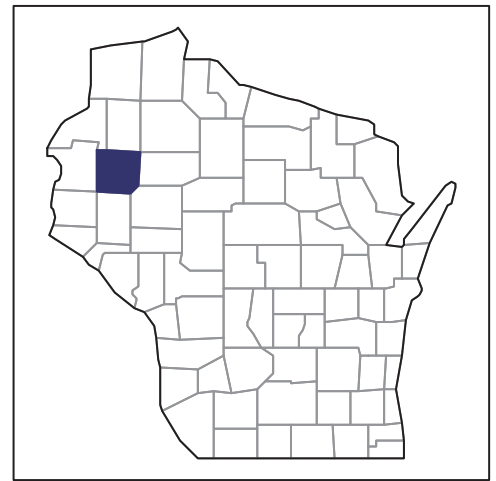
US Department of Agriculture
National Agricultural Statistics Service

www.agcensus.usda.gov

2012 CENSUS OF AGRICULTURE

RACE / ETHNICITY / GENDER PROFILE

Barron County - Wisconsin Farms with Native Hawaiian or Other Pacific Islander Operators Compared with All Farms



Data are not available at this geographic level for farms with Native Hawaiian or Other Pacific Islander Operators.



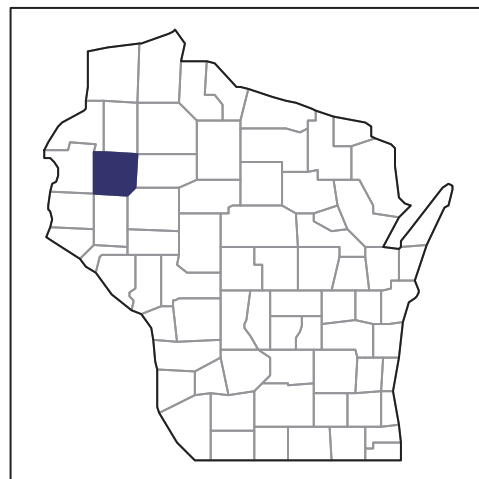
US Department of Agriculture
National Agricultural Statistics Service

www.agcensus.usda.gov



RACE / ETHNICITY / GENDER PROFILE

**Barron County - Wisconsin
Farms with White Operators Compared
with All Farms**



Data are not available at this geographic level for farms with White Operators.



US Department of Agriculture
National Agricultural Statistics Service

www.agcensus.usda.gov

