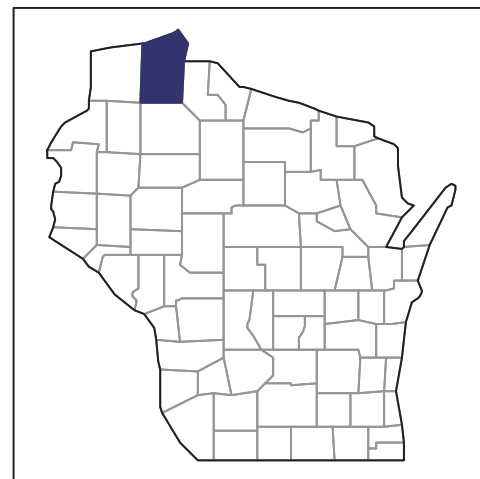


2012 CENSUS OF AGRICULTURE

RACE / ETHNICITY / GENDER PROFILE

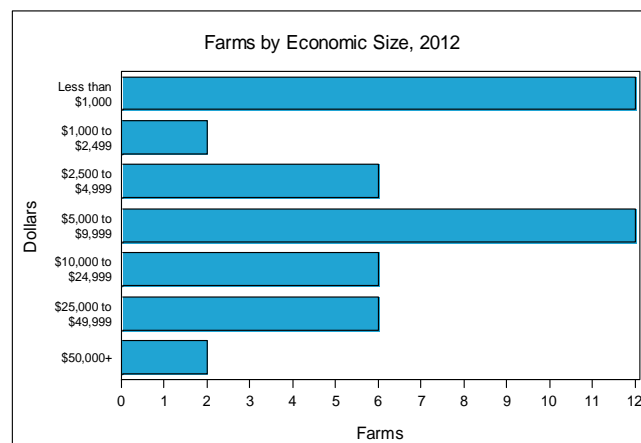
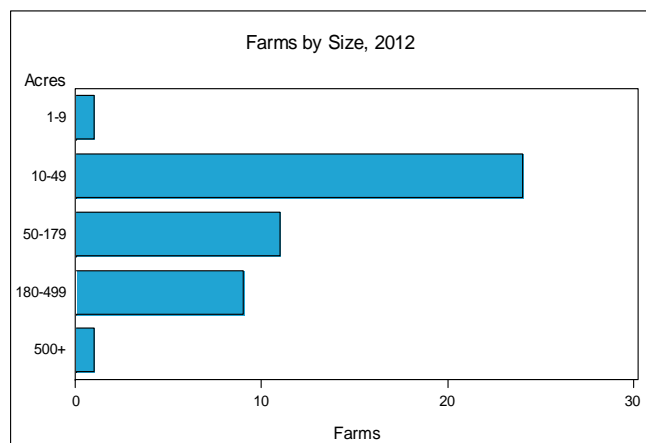


Bayfield County - Wisconsin Farms with Women Principal Operators Compared with All Farms

	Women Principal Operators	All Farms
Number of Farms	46	352
Land in Farms	5,287 acres	71,824 acres
Average Size of Farm	115 acres	204 acres
Market Value of Products Sold	\$615,000	\$13,914,000
Crop Sales	\$235,000	\$4,913,000
Livestock Sales	\$380,000	\$9,001,000
Average Per Farm	\$13,367	\$39,530
Government Payments	(D)	\$267,000
Average Per Farm Receiving Payments	(D)	\$3,876


See footnotes on reverse page.

Farms with Women Principal Operators



US Department of Agriculture
National Agricultural Statistics Service

www.agcensus.usda.gov



Bayfield County - Wisconsin Farms with Women Principal Operators

Selected Highlights

Item	Farms	Quantity
MARKET VALUE OF AGRICULTURAL PRODUCTS SOLD (\$1,000)		
Total value of agricultural products sold	46	615
Value of crops including nursery and greenhouse	26	235
Value of livestock, poultry, and their products	23	380
VALUE OF SALES BY COMMODITY GROUP (\$1,000)		
Grains, oilseeds, dry beans, and dry peas	1	(D)
Tobacco	-	-
Cotton and cottonseed	-	-
Vegetables, melons, potatoes and sweet potatoes	5	(D)
Fruits, tree nuts, and berries	8	98
Nursery, greenhouse, floriculture, and sod	5	13
Cut Christmas trees and short rotation woody crops	-	-
Other crops and hay	13	82
Poultry and eggs	13	11
Cattle and calves	13	346
Milk from cows	-	-
Hogs and pigs	5	(D)
Sheep, goats, wool, mohair, and milk	7	16
Horses, ponies, mules, burros, and donkeys	-	-
Aquaculture	-	-
Other animals and other animal products	4	(D)
TOP CROP ITEMS (acres)		
Forage, all	20	2,023
Apples	5	62
Corn for silage	1	(D)
Land in Berries	4	(D)
Vegetables harvested, all	5	7
TOP LIVESTOCK INVENTORY ITEMS (number)		
Layers	16	737
Cattle and calves	16	487
Sheep and lambs	8	151
Horses and ponies	17	94
Broilers and other meat-type chickens	2	(D)

Operator Characteristics

Item	Quantity
Primary occupation:	
Farming	26
Other	20
Days worked off farm:	
None	13
Any	33
Years on present farm:	
2 years or less	4
3 to 4 years	5
5 to 9 years	11
10 years or more	26
Age group:	
Under 35 years	1
35 to 44 years	7
45 to 64 years	33
65 years and over	5
Average age of principal operator (years)	52.9

Economic Characteristics

Item	Quantity
Farms by value of sales:	
Less than \$1,000	12
\$1,000 to \$2,499	2
\$2,500 to \$4,999	6
\$5,000 to \$9,999	12
\$10,000 to \$49,999	12
\$50,000 to \$99,999	1
\$100,000 to \$249,999	1
\$250,000 to \$499,999	-
\$500,000 or more	-
Total farm production expenses (\$1,000)	811
Average per farm (\$)	17,629
Net cash farm income of operation (\$1,000)	-171
Average per farm (\$)	-3,710
Value of agricultural products sold directly to individuals for human consumption (\$1,000)	142
Total organic product sales (\$1,000)	(D)
Total income from farm-related sources, gross before taxes and expenses (\$1,000)	25

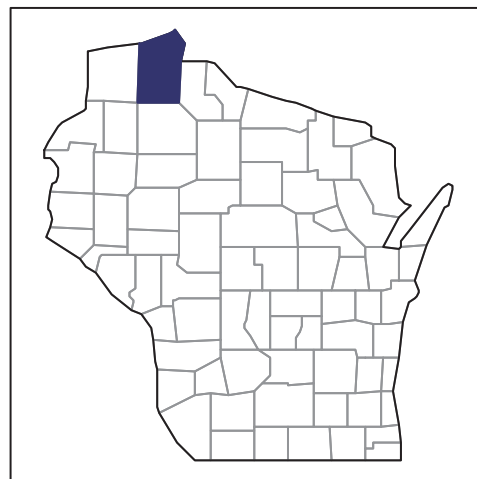
See "Census of Agriculture, Volume 1, Geographic Area Series" for complete footnotes, explanations, definitions, and methodology.

- Represents zero. (D) Withheld to avoid disclosing data for individual operations.

2012 CENSUS OF AGRICULTURE

RACE / ETHNICITY / GENDER PROFILE

Bayfield County - Wisconsin Farms with Spanish, Hispanic, or Latino Operators Compared with All Farms



Data are not available at this geographic level for farms with Spanish, Hispanic, or Latino Operators.



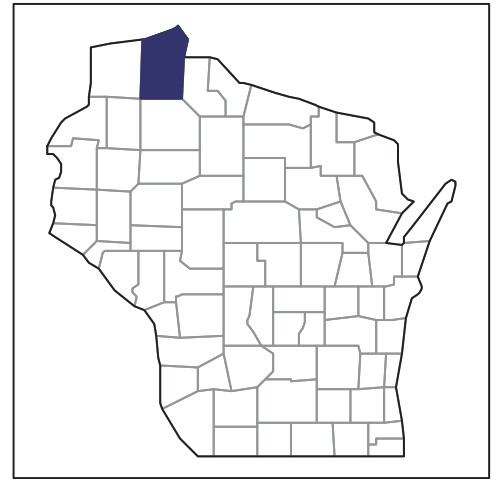
US Department of Agriculture
National Agricultural Statistics Service

www.agcensus.usda.gov

2012 CENSUS OF AGRICULTURE

RACE / ETHNICITY / GENDER PROFILE

Bayfield County - Wisconsin Farms with American Indian or Alaska Native Operators Compared with All Farms



Data are not available at this geographic level for farms with American Indian or Alaska Native Operators.



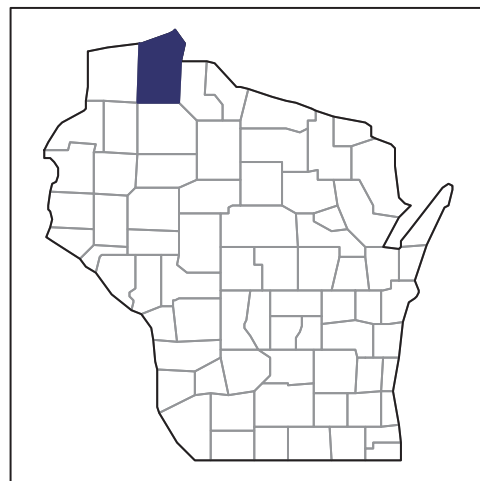
US Department of Agriculture
National Agricultural Statistics Service

www.agcensus.usda.gov



RACE / ETHNICITY / GENDER PROFILE

Bayfield County - Wisconsin Farms with Asian Operators Compared with All Farms



Data are not available at this geographic level for farms with Asian Operators.



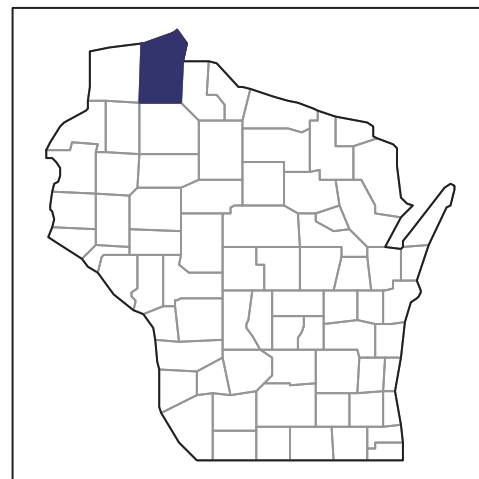
US Department of Agriculture
National Agricultural Statistics Service

www.agcensus.usda.gov



RACE / ETHNICITY / GENDER PROFILE

Bayfield County - Wisconsin Farms with Black or African American Operators Compared with All Farms



Data are not available at this geographic level for farms with Black or African American Operators.



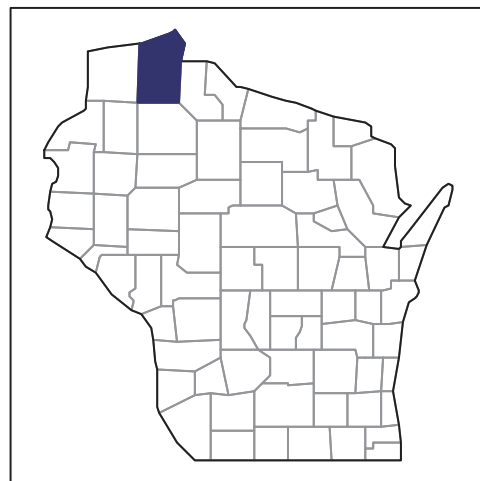
US Department of Agriculture
National Agricultural Statistics Service

www.agcensus.usda.gov



RACE / ETHNICITY / GENDER PROFILE

Bayfield County - Wisconsin Farms with Native Hawaiian or Other Pacific Islander Operators Compared with All Farms



Data are not available at this geographic level for farms with Native Hawaiian or Other Pacific Islander Operators.



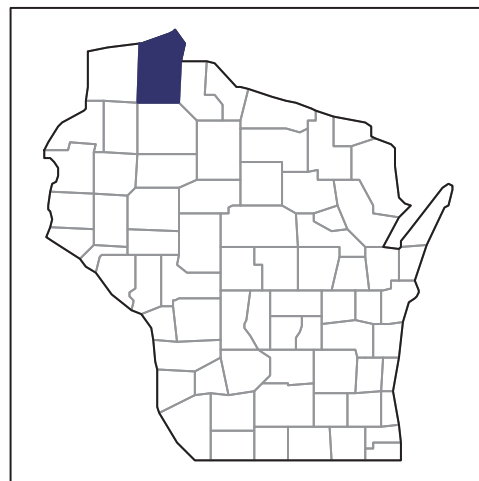
US Department of Agriculture
National Agricultural Statistics Service

www.agcensus.usda.gov



RACE / ETHNICITY / GENDER PROFILE

Bayfield County - Wisconsin Farms with White Operators Compared with All Farms



Data are not available at this geographic level for farms with White Operators.



US Department of Agriculture
National Agricultural Statistics Service

www.agcensus.usda.gov

