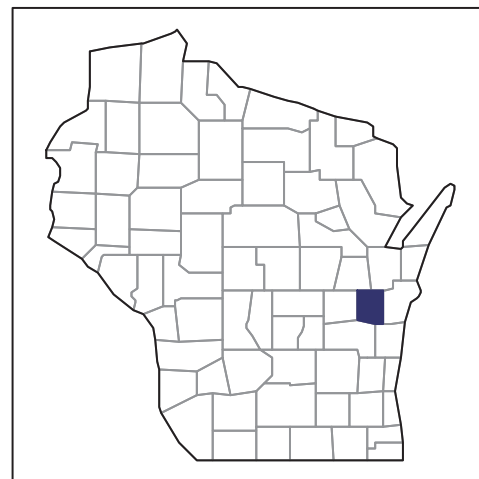


# 2012 CENSUS OF AGRICULTURE

## RACE / ETHNICITY / GENDER PROFILE

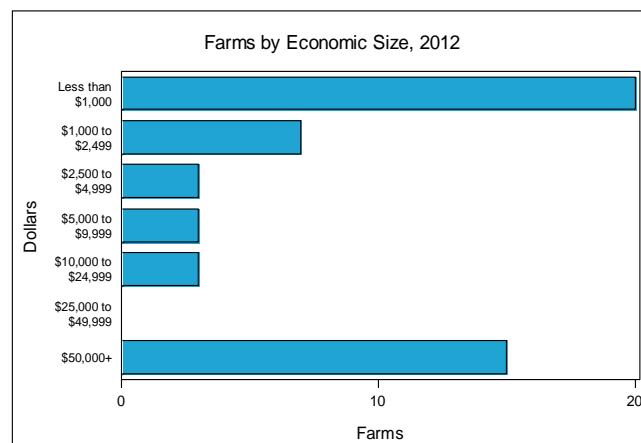
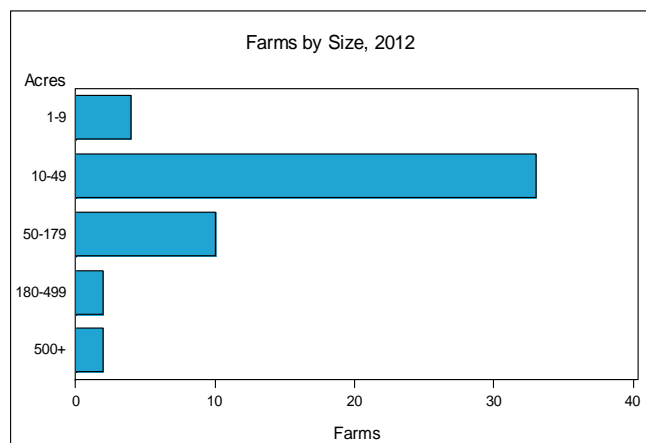
### Calumet County - Wisconsin Farms with Women Principal Operators Compared with All Farms



	Women Principal Operators	All Farms
<b>Number of Farms</b>	51	719
<b>Land in Farms</b>	3,767 acres	142,374 acres
<b>Average Size of Farm</b>	74 acres	198 acres
<b>Market Value of Products Sold</b>	\$6,378,000	\$213,203,000
Crop Sales	\$1,081,000	\$54,359,000
Livestock Sales	\$5,298,000	\$158,844,000
Average Per Farm	\$125,068	\$296,527
<b>Government Payments</b>	\$259,000	\$3,196,000
Average Per Farm Receiving Payments	\$12,942	\$6,949


See footnotes on reverse page.

#### Farms with Women Principal Operators



US Department of Agriculture  
National Agricultural Statistics Service

[www.agcensus.usda.gov](http://www.agcensus.usda.gov)



## Calumet County - Wisconsin Farms with Women Principal Operators

### Selected Highlights

Item	Farms	Quantity
<b>MARKET VALUE OF AGRICULTURAL PRODUCTS SOLD (\$1,000)</b>		
Total value of agricultural products sold	51	6,378
Value of crops including nursery and greenhouse	23	1,081
Value of livestock, poultry, and their products	13	5,298
<b>VALUE OF SALES BY COMMODITY GROUP (\$1,000)</b>		
Grains, oilseeds, dry beans, and dry peas	14	715
Tobacco	-	-
Cotton and cottonseed	-	-
Vegetables, melons, potatoes and sweet potatoes	4	(D)
Fruits, tree nuts, and berries	-	-
Nursery, greenhouse, floriculture, and sod	1	(D)
Cut Christmas trees and short rotation woody crops	1	(D)
Other crops and hay	9	129
Poultry and eggs	4	(D)
Cattle and calves	11	(D)
Milk from cows	3	604
Hogs and pigs	1	(D)
Sheep, goats, wool, mohair, and milk	2	(D)
Horses, ponies, mules, burros, and donkeys	2	(D)
Aquaculture	-	-
Other animals and other animal products	-	-
<b>TOP CROP ITEMS (acres)</b>		
Forage, all	21	1,345
Corn for silage	5	425
Vegetables harvested, all	4	(D)
Corn for grain	9	252
Soybeans for beans	4	234
<b>TOP LIVESTOCK INVENTORY ITEMS (number)</b>		
Cattle and calves	12	5,425
Horses and ponies	22	191
Layers	4	125
Broilers and other meat-type chickens	1	(D)
Elk	3	(D)

### Operator Characteristics

Item	Quantity
Primary occupation:	
Farming	19
Other	32
Days worked off farm:	
None	24
Any	27
Years on present farm:	
2 years or less	-
3 to 4 years	-
5 to 9 years	6
10 years or more	45
Age group:	
Under 35 years	-
35 to 44 years	9
45 to 64 years	35
65 years and over	7
Average age of principal operator (years)	53.0

### Economic Characteristics

Item	Quantity
Farms by value of sales:	
Less than \$1,000	23
\$1,000 to \$2,499	5
\$2,500 to \$4,999	3
\$5,000 to \$9,999	3
\$10,000 to \$49,999	3
\$50,000 to \$99,999	4
\$100,000 to \$249,999	3
\$250,000 to \$499,999	4
\$500,000 or more	3
Total farm production expenses (\$1,000)	6,338
Average per farm (\$)	124,270
Net cash farm income of operation (\$1,000)	556
Average per farm (\$)	10,910
Value of agricultural products sold directly to individuals for human consumption (\$1,000)	4
Total organic product sales (\$1,000)	(D)
Total income from farm-related sources, gross before taxes and expenses (\$1,000)	257

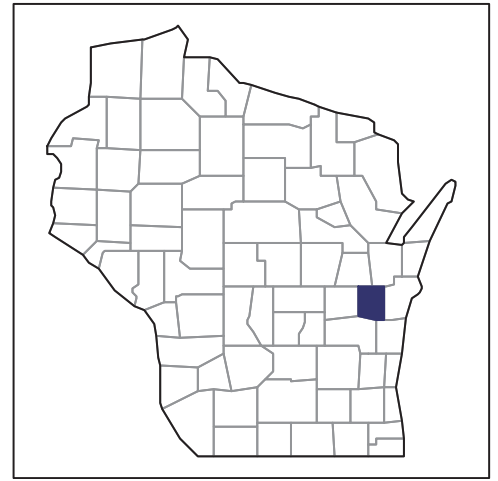
See "Census of Agriculture, Volume 1, Geographic Area Series" for complete footnotes, explanations, definitions, and methodology.

- Represents zero. (D) Withheld to avoid disclosing data for individual operations.

# 2012 CENSUS OF AGRICULTURE

## RACE / ETHNICITY / GENDER PROFILE

### Calumet County - Wisconsin Farms with Spanish, Hispanic, or Latino Operators Compared with All Farms



Data are not available at this geographic level for farms with Spanish, Hispanic, or Latino Operators.



US Department of Agriculture  
National Agricultural Statistics Service

[www.agcensus.usda.gov](http://www.agcensus.usda.gov)



# 2012 CENSUS OF AGRICULTURE

## RACE / ETHNICITY / GENDER PROFILE

### Calumet County - Wisconsin Farms with American Indian or Alaska Native Operators Compared with All Farms



Data are not available at this geographic level for farms with American Indian or Alaska Native Operators.



US Department of Agriculture  
National Agricultural Statistics Service

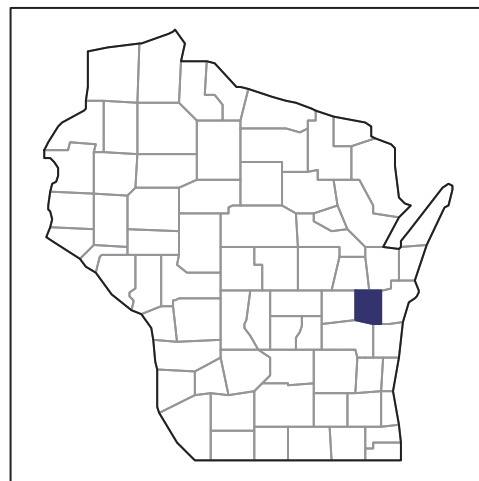
[www.agcensus.usda.gov](http://www.agcensus.usda.gov)



# 2012 CENSUS OF AGRICULTURE

## RACE / ETHNICITY / GENDER PROFILE

### Calumet County - Wisconsin Farms with Asian Operators Compared with All Farms



Data are not available at this geographic level for farms with Asian Operators.



US Department of Agriculture  
National Agricultural Statistics Service

[www.agcensus.usda.gov](http://www.agcensus.usda.gov)

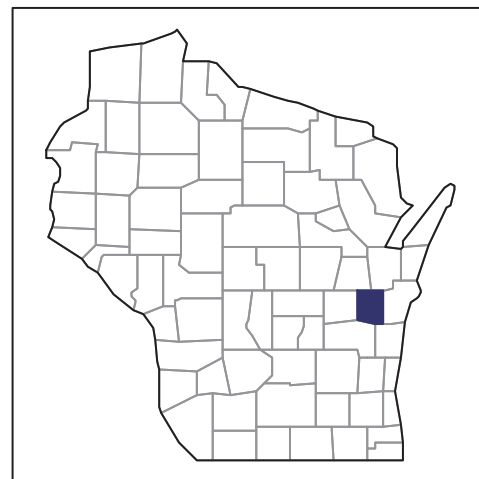






## RACE / ETHNICITY / GENDER PROFILE

### Calumet County - Wisconsin Farms with Black or African American Operators Compared with All Farms



Data are not available at this geographic level for farms with Black or African American Operators.



US Department of Agriculture  
National Agricultural Statistics Service

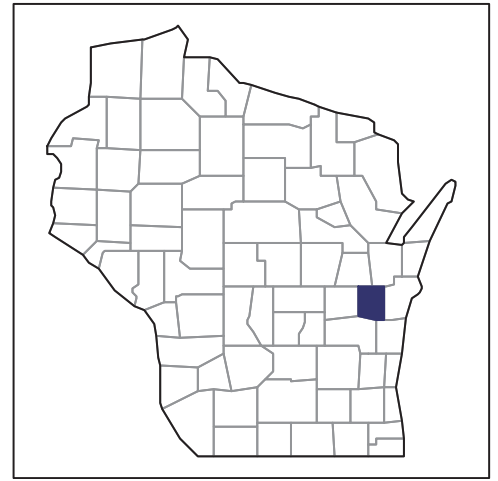
[www.agcensus.usda.gov](http://www.agcensus.usda.gov)



# 2012 CENSUS OF AGRICULTURE

## RACE / ETHNICITY / GENDER PROFILE

### Calumet County - Wisconsin Farms with Native Hawaiian or Other Pacific Islander Operators Compared with All Farms



Data are not available at this geographic level for farms with Native Hawaiian or Other Pacific Islander Operators.



US Department of Agriculture  
National Agricultural Statistics Service

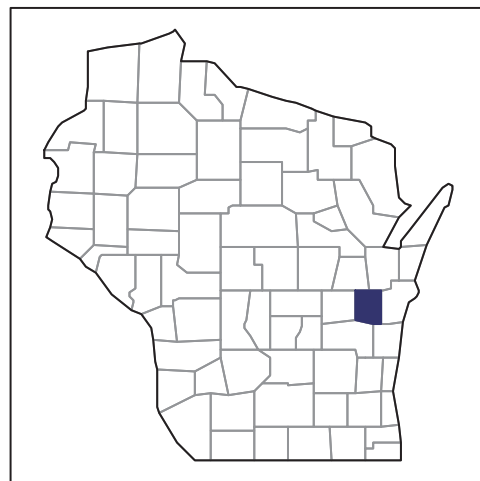
[www.agcensus.usda.gov](http://www.agcensus.usda.gov)



# 2012 CENSUS OF AGRICULTURE

## RACE / ETHNICITY / GENDER PROFILE

### Calumet County - Wisconsin Farms with White Operators Compared with All Farms



Data are not available at this geographic level for farms with White Operators.



US Department of Agriculture  
National Agricultural Statistics Service

[www.agcensus.usda.gov](http://www.agcensus.usda.gov)

