

# 2012 CENSUS OF AGRICULTURE

## RACE / ETHNICITY / GENDER PROFILE

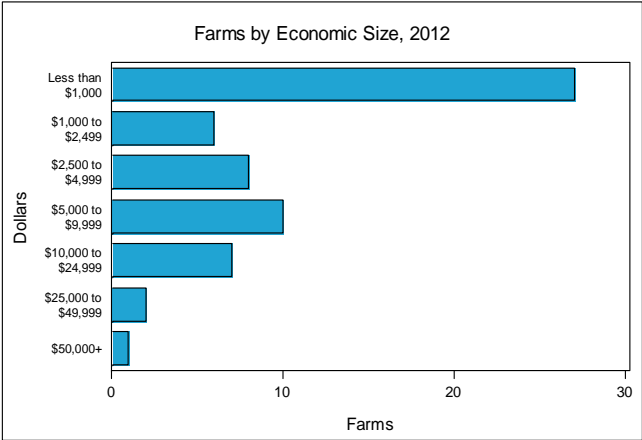
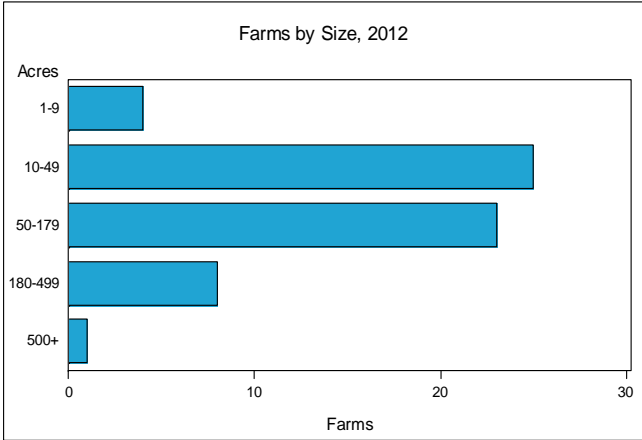



### Douglas County - Wisconsin Farms with Women Principal Operators Compared with All Farms

	Women Principal Operators	All Farms
<b>Number of Farms</b>	61	364
<b>Land in Farms</b>	6,267 acres	70,578 acres
<b>Average Size of Farm</b>	103 acres	194 acres
<b>Market Value of Products Sold</b>	\$475,000	\$7,802,000
Crop Sales	\$301,000	\$4,061,000
Livestock Sales	\$173,000	\$3,742,000
Average Per Farm	\$7,780	\$21,435
<b>Government Payments</b>	-	\$74,000
Average Per Farm Receiving Payments	-	\$4,100

See footnotes on reverse page.

#### Farms with Women Principal Operators





# 2012 CENSUS OF AGRICULTURE

## RACE / ETHNICITY / GENDER PROFILE

### Douglas County - Wisconsin Farms with Women Principal Operators

#### Selected Highlights

Item	Farms	Quantity
<b>MARKET VALUE OF AGRICULTURAL PRODUCTS SOLD (\$1,000)</b>		
Total value of agricultural products sold	61	475
Value of crops including nursery and greenhouse	27	301
Value of livestock, poultry, and their products	31	173
<b>VALUE OF SALES BY COMMODITY GROUP (\$1,000)</b>		
Grains, oilseeds, dry beans, and dry peas	-	-
Tobacco	-	-
Cotton and cottonseed	-	-
Vegetables, melons, potatoes and sweet potatoes	2	(D)
Fruits, tree nuts, and berries	1	(D)
Nursery, greenhouse, floriculture, and sod	1	(D)
Cut Christmas trees and short rotation woody crops	-	-
Other crops and hay	25	(D)
Poultry and eggs	15	(D)
Cattle and calves	17	138
Milk from cows	-	-
Hogs and pigs	5	6
Sheep, goats, wool, mohair, and milk	12	22
Horses, ponies, mules, burros, and donkeys	1	(D)
Aquaculture	-	-
Other animals and other animal products	1	(D)
<b>TOP CROP ITEMS (acres)</b>		
Forage, all	32	1,723
Vegetables harvested, all	2	(D)
Pumpkins	2	(D)
Sweet corn	1	(D)
Nursery stock crops	1	(D)
<b>TOP LIVESTOCK INVENTORY ITEMS (number)</b>		
Cattle and calves	25	476
Layers	15	313
Sheep and lambs	9	194
Horses and ponies	31	113
Goats, all	9	104

#### Operator Characteristics

Item	Quantity
Primary occupation:	
Farming	21
Other	40
Days worked off farm:	
None	19
Any	42
Years on present farm:	
2 years or less	2
3 to 4 years	12
5 to 9 years	14
10 years or more	33
Age group:	
Under 35 years	13
35 to 44 years	5
45 to 64 years	37
65 years and over	6
Average age of principal operator (years)	51.8

#### Economic Characteristics

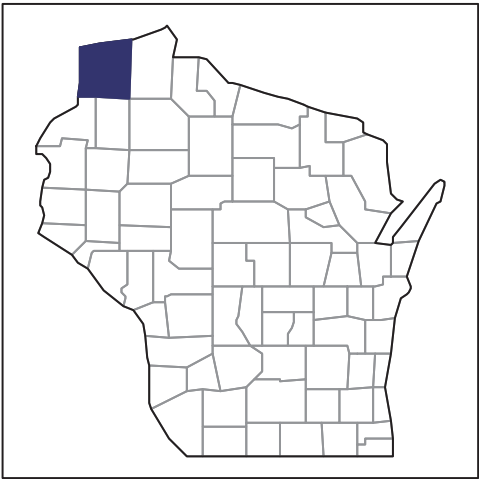
Item	Quantity
Farms by value of sales:	
Less than \$1,000	27
\$1,000 to \$2,499	6
\$2,500 to \$4,999	8
\$5,000 to \$9,999	10
\$10,000 to \$49,999	9
\$50,000 to \$99,999	-
\$100,000 to \$249,999	1
\$250,000 to \$499,999	-
\$500,000 or more	-
Total farm production expenses (\$1,000)	779
Average per farm (\$)	12,766
Net cash farm income of operation (\$1,000)	-247
Average per farm (\$)	-4,044
Value of agricultural products sold directly to individuals for human consumption (\$1,000)	(D)
Total organic product sales (\$1,000)	-
Total income from farm-related sources, gross before taxes and expenses (\$1,000)	57

See "Census of Agriculture, Volume 1, Geographic Area Series" for complete footnotes, explanations, definitions, and methodology.  
 - Represents zero. (D) Withheld to avoid disclosing data for individual operations.

# 2012 CENSUS OF AGRICULTURE

## RACE / ETHNICITY / GENDER PROFILE

### Douglas County - Wisconsin Farms with Spanish, Hispanic, or Latino Operators Compared with All Farms



Data are not available at this geographic level for farms with Spanish, Hispanic, or Latino Operators.

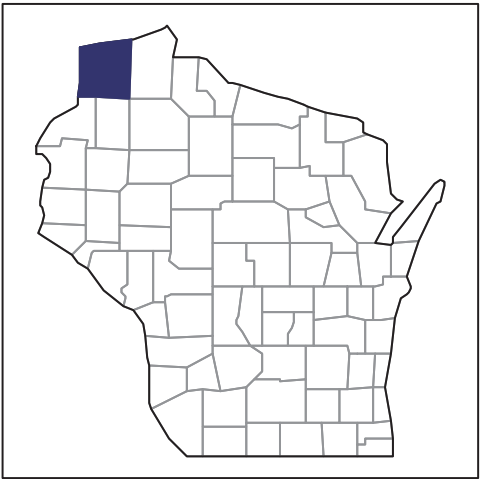




# 2012 CENSUS OF AGRICULTURE

## RACE / ETHNICITY / GENDER PROFILE

### Douglas County - Wisconsin Farms with American Indian or Alaska Native Operators Compared with All Farms



Data are not available at this geographic level for farms with American Indian or Alaska Native Operators.

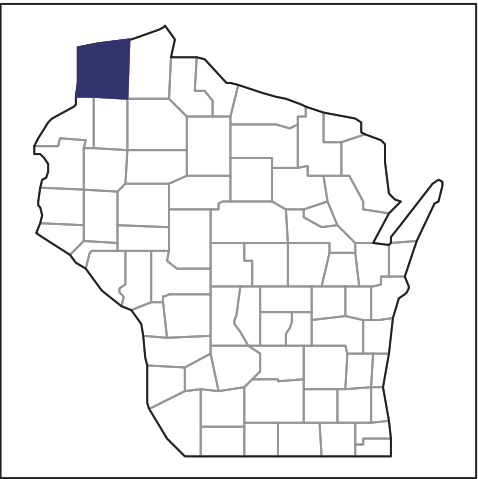




# 2012 CENSUS OF AGRICULTURE

## RACE / ETHNICITY / GENDER PROFILE

### Douglas County - Wisconsin Farms with Asian Operators Compared with All Farms



Data are not available at this geographic level for farms with Asian Operators.



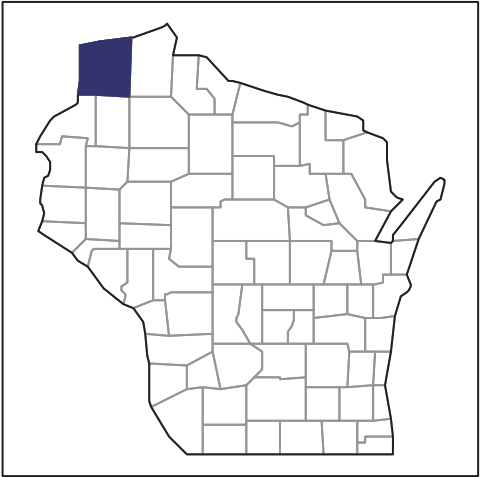




# 2012 CENSUS OF AGRICULTURE

## RACE / ETHNICITY / GENDER PROFILE

### Douglas County - Wisconsin Farms with Black or African American Operators Compared with All Farms



Data are not available at this geographic level for farms with Black or African American Operators.

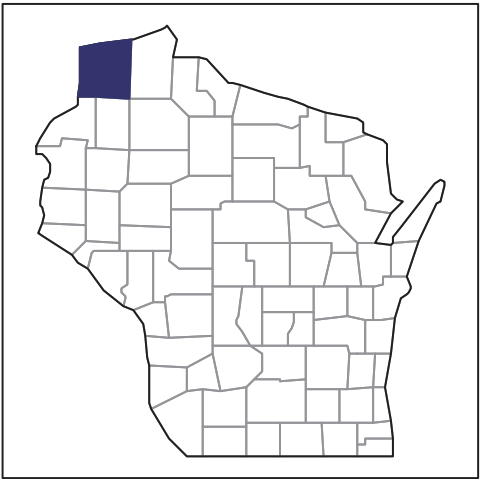




# 2012 CENSUS OF AGRICULTURE

## RACE / ETHNICITY / GENDER PROFILE

### Douglas County - Wisconsin Farms with Native Hawaiian or Other Pacific Islander Operators Compared with All Farms



Data are not available at this geographic level for farms with Native Hawaiian or Other Pacific Islander Operators.





# 2012 CENSUS OF AGRICULTURE

## RACE / ETHNICITY / GENDER PROFILE

### Douglas County - Wisconsin Farms with White Operators Compared with All Farms



Data are not available at this geographic level for farms with White Operators.



