

2012 CENSUS OF AGRICULTURE

RACE / ETHNICITY / GENDER PROFILE

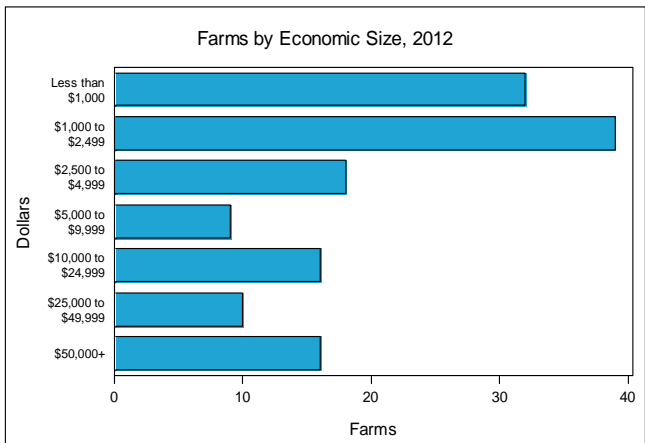
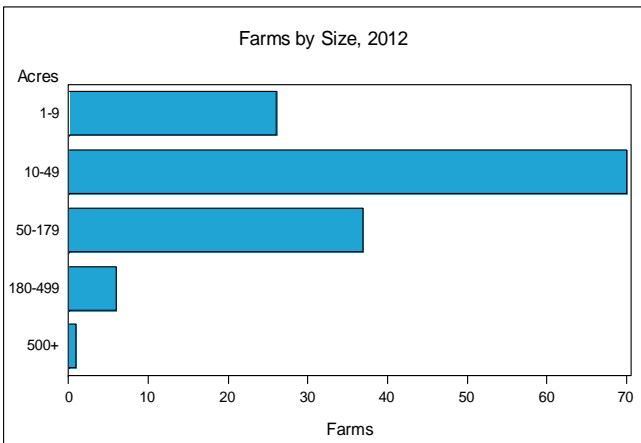



Jefferson County - Wisconsin Farms with Women Principal Operators Compared with All Farms

	Women Principal Operators	All Farms
Number of Farms	140	1,225
Land in Farms	8,230 acres	227,901 acres
Average Size of Farm	59 acres	186 acres
Market Value of Products Sold	\$6,577,000	\$256,054,000
Crop Sales	\$4,954,000	\$108,457,000
Livestock Sales	\$1,623,000	\$147,597,000
Average Per Farm	\$46,977	\$209,024
Government Payments	\$164,000	\$4,367,000
Average Per Farm Receiving Payments	\$2,414	\$5,187

See footnotes on reverse page.

Farms with Women Principal Operators





2012 CENSUS OF AGRICULTURE
RACE / ETHNICITY / GENDER PROFILE

Jefferson County - Wisconsin Farms with Women Principal Operators

Selected Highlights

Item	Farms	Quantity
MARKET VALUE OF AGRICULTURAL PRODUCTS SOLD (\$1,000)		
Total value of agricultural products sold	140	6,577
Value of crops including nursery and greenhouse	65	4,954
Value of livestock, poultry, and their products	59	1,623
VALUE OF SALES BY COMMODITY GROUP (\$1,000)		
Grains, oilseeds, dry beans, and dry peas	33	(D)
Tobacco	-	-
Cotton and cottonseed	-	-
Vegetables, melons, potatoes and sweet potatoes	11	109
Fruits, tree nuts, and berries	2	(D)
Nursery, greenhouse, floriculture, and sod	9	(D)
Cut Christmas trees and short rotation woody crops	-	-
Other crops and hay	34	(D)
Poultry and eggs	34	39
Cattle and calves	15	292
Milk from cows	3	592
Hogs and pigs	8	(D)
Sheep, goats, wool, mohair, and milk	16	(D)
Horses, ponies, mules, burros, and donkeys	8	(D)
Aquaculture	1	(D)
Other animals and other animal products	4	1
TOP CROP ITEMS (acres)		
Forage, all	55	1,152
Corn for grain	24	866
Soybeans for beans	26	839
Corn for silage	3	(D)
Buckwheat	1	(D)
TOP LIVESTOCK INVENTORY ITEMS (number)		
Layers	33	(D)
Horses and ponies	49	593
Cattle and calves	17	558
Broilers and other meat-type chickens	14	389
Pullets for laying flock replacement	11	315

Operator Characteristics

Item	Quantity
Primary occupation:	
Farming	50
Other	90
Days worked off farm:	
None	46
Any	94
Years on present farm:	
2 years or less	4
3 to 4 years	13
5 to 9 years	17
10 years or more	106
Age group:	
Under 35 years	8
35 to 44 years	9
45 to 64 years	68
65 years and over	55
Average age of principal operator (years)	60.7

Economic Characteristics

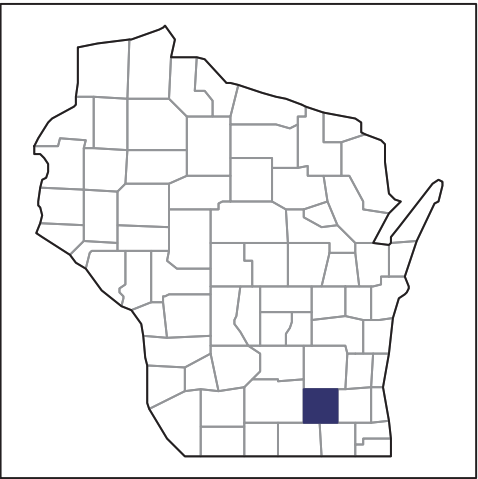
Item	Quantity
Farms by value of sales:	
Less than \$1,000	59
\$1,000 to \$2,499	23
\$2,500 to \$4,999	10
\$5,000 to \$9,999	12
\$10,000 to \$49,999	20
\$50,000 to \$99,999	9
\$100,000 to \$249,999	3
\$250,000 to \$499,999	2
\$500,000 or more	2
Total farm production expenses (\$1,000)	6,084
Average per farm (\$)	43,457
Net cash farm income of operation (\$1,000)	1,793
Average per farm (\$)	12,808
Value of agricultural products sold directly to individuals for human consumption (\$1,000)	59
Total organic product sales (\$1,000)	-
Total income from farm-related sources, gross before taxes and expenses (\$1,000)	1,136

See "Census of Agriculture, Volume 1, Geographic Area Series" for complete footnotes, explanations, definitions, and methodology.
 - Represents zero. (D) Withheld to avoid disclosing data for individual operations.

2012 CENSUS OF AGRICULTURE

RACE / ETHNICITY / GENDER PROFILE

Jefferson County - Wisconsin Farms with Spanish, Hispanic, or Latino Operators Compared with All Farms



Data are not available at this geographic level for farms with Spanish, Hispanic, or Latino Operators.



2012 CENSUS OF AGRICULTURE

RACE / ETHNICITY / GENDER PROFILE

Jefferson County - Wisconsin Farms with American Indian or Alaska Native Operators Compared with All Farms



Data are not available at this geographic level for farms with American Indian or Alaska Native Operators.



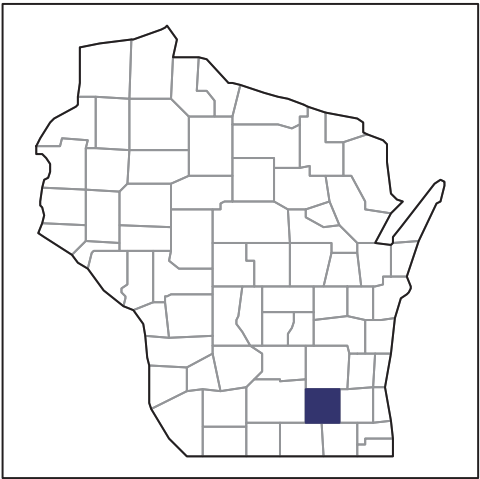
US Department of Agriculture
National Agricultural Statistics Service

www.agcensus.usda.gov

2012 CENSUS OF AGRICULTURE

RACE / ETHNICITY / GENDER PROFILE

Jefferson County - Wisconsin Farms with Asian Operators Compared with All Farms



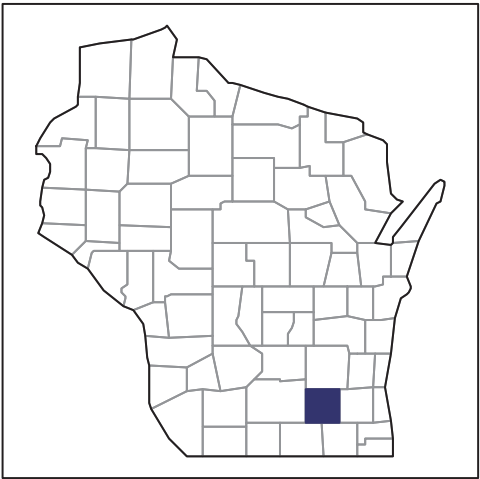
Data are not available at this geographic level for farms with Asian Operators.



2012 CENSUS OF AGRICULTURE

RACE / ETHNICITY / GENDER PROFILE

Jefferson County - Wisconsin Farms with Black or African American Operators Compared with All Farms



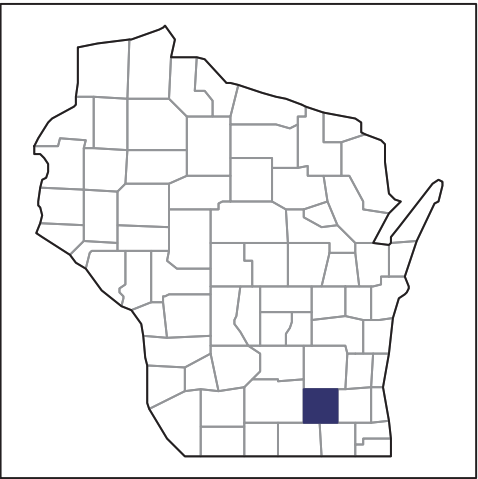
Data are not available at this geographic level for farms with Black or African American Operators.



2012 CENSUS OF AGRICULTURE

RACE / ETHNICITY / GENDER PROFILE

Jefferson County - Wisconsin Farms with Native Hawaiian or Other Pacific Islander Operators Compared with All Farms



Data are not available at this geographic level for farms with Native Hawaiian or Other Pacific Islander Operators.



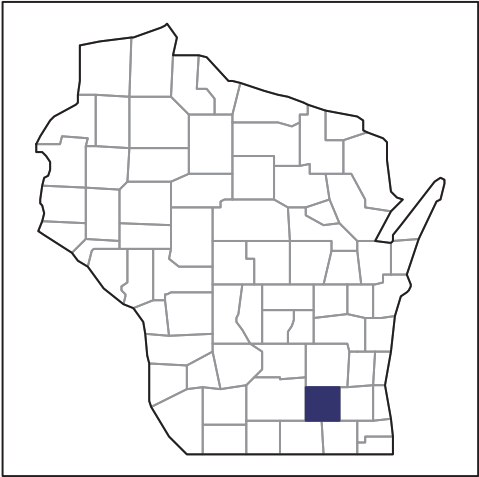
US Department of Agriculture
National Agricultural Statistics Service

www.agcensus.usda.gov

2012 CENSUS OF AGRICULTURE

RACE / ETHNICITY / GENDER PROFILE

Jefferson County - Wisconsin Farms with White Operators Compared with All Farms



Data are not available at this geographic level for farms with White Operators.



