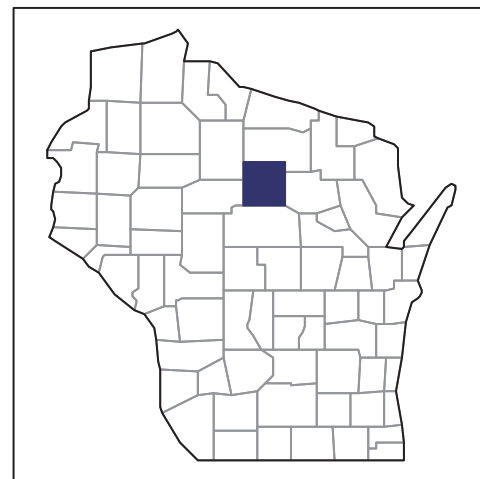


2012 CENSUS OF AGRICULTURE

RACE / ETHNICITY / GENDER PROFILE

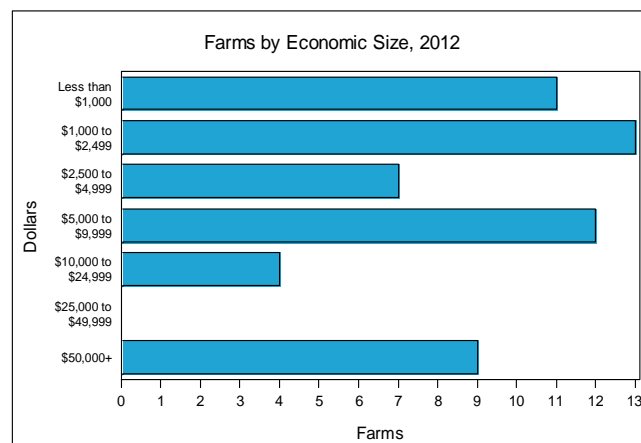
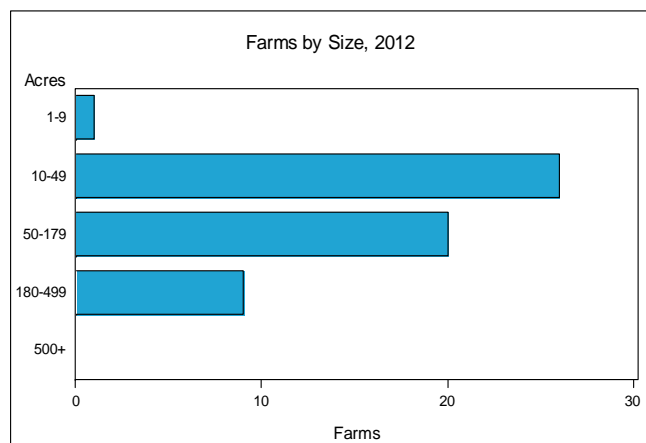


Lincoln County - Wisconsin Farms with Women Principal Operators Compared with All Farms

	Women Principal Operators	All Farms
Number of Farms	56	449
Land in Farms	5,165 acres	76,844 acres
Average Size of Farm	92 acres	171 acres
Market Value of Products Sold	\$953,000	\$29,898,000
Crop Sales	\$359,000	\$10,060,000
Livestock Sales	\$594,000	\$19,837,000
Average Per Farm	\$17,023	\$66,588
Government Payments	\$1,000	\$415,000
Average Per Farm Receiving Payments	\$183	\$3,431

See footnotes on reverse page.

Farms with Women Principal Operators



US Department of Agriculture
National Agricultural Statistics Service

www.agcensus.usda.gov

2012 CENSUS OF AGRICULTURE

RACE / ETHNICITY / GENDER PROFILE

Lincoln County - Wisconsin Farms with Women Principal Operators

Selected Highlights

Item	Farms	Quantity
MARKET VALUE OF AGRICULTURAL PRODUCTS SOLD (\$1,000)		
Total value of agricultural products sold	56	953
Value of crops including nursery and greenhouse	41	359
Value of livestock, poultry, and their products	21	594
VALUE OF SALES BY COMMODITY GROUP (\$1,000)		
Grains, oilseeds, dry beans, and dry peas	8	60
Tobacco	-	-
Cotton and cottonseed	-	-
Vegetables, melons, potatoes and sweet potatoes	4	21
Fruits, tree nuts, and berries	3	10
Nursery, greenhouse, floriculture, and sod	-	-
Cut Christmas trees and short rotation woody crops	3	5
Other crops and hay	30	264
Poultry and eggs	5	1
Cattle and calves	16	235
Milk from cows	6	335
Hogs and pigs	3	14
Sheep, goats, wool, mohair, and milk	1	(D)
Horses, ponies, mules, burros, and donkeys	2	(D)
Aquaculture	-	-
Other animals and other animal products	2	(D)
TOP CROP ITEMS (acres)		
Forage, all	43	1,868
Corn for grain	3	230
Corn for silage	6	70
Barley for grain	3	57
Cut Christmas trees	3	31
TOP LIVESTOCK INVENTORY ITEMS (number)		
Cattle and calves	25	647
Horses and ponies	27	125
Layers	10	117
Broilers and other meat-type chickens	7	101
Ducks	4	71

Operator Characteristics

Item	Quantity
Primary occupation:	
Farming	40
Other	16
Days worked off farm:	
None	23
Any	33
Years on present farm:	
2 years or less	-
3 to 4 years	3
5 to 9 years	12
10 years or more	41
Age group:	
Under 35 years	3
35 to 44 years	5
45 to 64 years	28
65 years and over	20
Average age of principal operator (years)	59.3

Economic Characteristics

Item	Quantity
Farms by value of sales:	
Less than \$1,000	11
\$1,000 to \$2,499	13
\$2,500 to \$4,999	7
\$5,000 to \$9,999	12
\$10,000 to \$49,999	4
\$50,000 to \$99,999	8
\$100,000 to \$249,999	1
\$250,000 to \$499,999	-
\$500,000 or more	-
Total farm production expenses (\$1,000)	1,118
Average per farm (\$)	19,958
Net cash farm income of operation (\$1,000)	-85
Average per farm (\$)	-1,519
Value of agricultural products sold directly to individuals for human consumption (\$1,000)	21
Total organic product sales (\$1,000)	206
Total income from farm-related sources, gross before taxes and expenses (\$1,000)	78

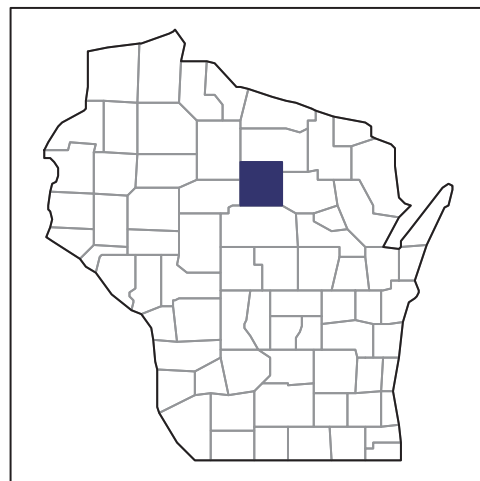
See "Census of Agriculture, Volume 1, Geographic Area Series" for complete footnotes, explanations, definitions, and methodology.

- Represents zero. (D) Withheld to avoid disclosing data for individual operations.

2012 CENSUS OF AGRICULTURE

RACE / ETHNICITY / GENDER PROFILE

Lincoln County - Wisconsin Farms with Spanish, Hispanic, or Latino Operators Compared with All Farms



Data are not available at this geographic level for farms with Spanish, Hispanic, or Latino Operators.



US Department of Agriculture
National Agricultural Statistics Service

www.agcensus.usda.gov

2012 CENSUS OF AGRICULTURE

RACE / ETHNICITY / GENDER PROFILE

Lincoln County - Wisconsin Farms with American Indian or Alaska Native Operators Compared with All Farms



Data are not available at this geographic level for farms with American Indian or Alaska Native Operators.



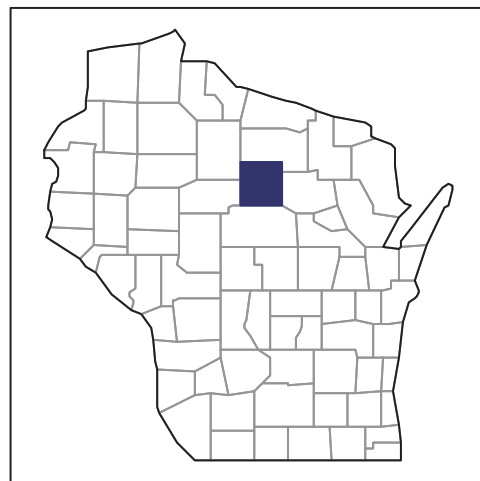
US Department of Agriculture
National Agricultural Statistics Service

www.agcensus.usda.gov



RACE / ETHNICITY / GENDER PROFILE

Lincoln County - Wisconsin Farms with Asian Operators Compared with All Farms



Data are not available at this geographic level for farms with Asian Operators.



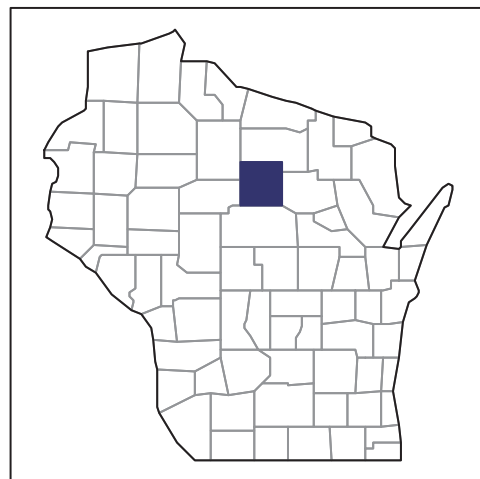
US Department of Agriculture
National Agricultural Statistics Service

www.agcensus.usda.gov



RACE / ETHNICITY / GENDER PROFILE

Lincoln County - Wisconsin Farms with Black or African American Operators Compared with All Farms



Data are not available at this geographic level for farms with Black or African American Operators.



US Department of Agriculture
National Agricultural Statistics Service

www.agcensus.usda.gov

2012 CENSUS OF AGRICULTURE

RACE / ETHNICITY / GENDER PROFILE

Lincoln County - Wisconsin Farms with Native Hawaiian or Other Pacific Islander Operators Compared with All Farms



Data are not available at this geographic level for farms with Native Hawaiian or Other Pacific Islander Operators.



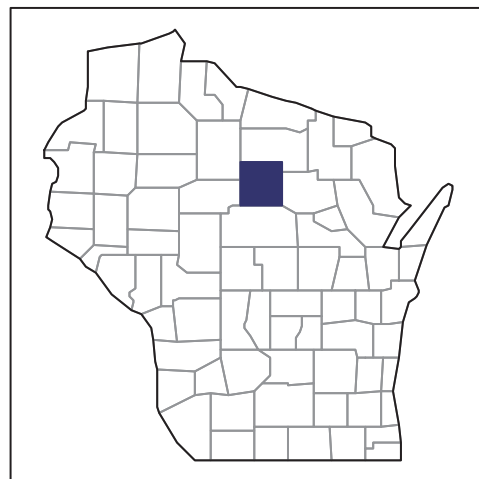
US Department of Agriculture
National Agricultural Statistics Service

www.agcensus.usda.gov



RACE / ETHNICITY / GENDER PROFILE

**Lincoln County - Wisconsin
Farms with White Operators Compared
with All Farms**



Data are not available at this geographic level for farms with White Operators.



US Department of Agriculture
National Agricultural Statistics Service

www.agcensus.usda.gov

