

2012 CENSUS OF AGRICULTURE

RACE / ETHNICITY / GENDER PROFILE

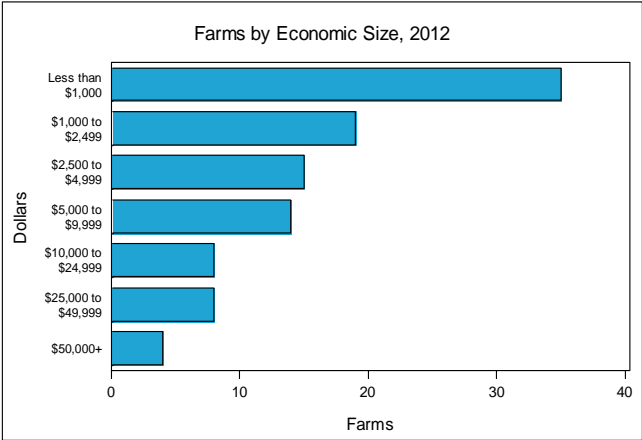
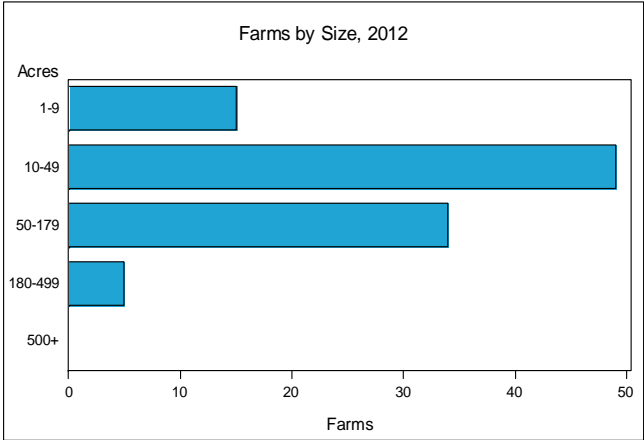



Oconto County - Wisconsin Farms with Women Principal Operators Compared with All Farms

	Women Principal Operators	All Farms
Number of Farms	103	929
Land in Farms	6,130 acres	189,389 acres
Average Size of Farm	60 acres	204 acres
Market Value of Products Sold	\$1,158,000	\$165,909,000
Crop Sales	\$326,000	\$65,007,000
Livestock Sales	\$832,000	\$100,902,000
Average Per Farm	\$11,243	\$178,589
Government Payments	\$63,000	\$2,856,000
Average Per Farm Receiving Payments	\$1,916	\$5,633

See footnotes on reverse page.

Farms with Women Principal Operators





2012 CENSUS OF AGRICULTURE
RACE / ETHNICITY / GENDER PROFILE

Oconto County - Wisconsin Farms with Women Principal Operators

Selected Highlights

Item	Farms	Quantity
MARKET VALUE OF AGRICULTURAL PRODUCTS SOLD (\$1,000)		
Total value of agricultural products sold	103	1,158
Value of crops including nursery and greenhouse	47	326
Value of livestock, poultry, and their products	42	832
VALUE OF SALES BY COMMODITY GROUP (\$1,000)		
Grains, oilseeds, dry beans, and dry peas	9	194
Tobacco	-	-
Cotton and cottonseed	-	-
Vegetables, melons, potatoes and sweet potatoes	5	11
Fruits, tree nuts, and berries	1	(D)
Nursery, greenhouse, floriculture, and sod	4	16
Cut Christmas trees and short rotation woody crops	2	(D)
Other crops and hay	37	97
Poultry and eggs	6	2
Cattle and calves	20	97
Milk from cows	4	569
Hogs and pigs	7	(D)
Sheep, goats, wool, mohair, and milk	11	18
Horses, ponies, mules, burros, and donkeys	7	115
Aquaculture	-	-
Other animals and other animal products	2	(D)
TOP CROP ITEMS (acres)		
Forage, all	48	1,176
Winter wheat for grain	4	(D)
Cut Christmas trees	4	100
Corn for grain	3	95
Corn for silage	5	75
TOP LIVESTOCK INVENTORY ITEMS (number)		
Cattle and calves	28	552
Sheep and lambs	13	313
Layers	17	269
Horses and ponies	39	210
Broilers and other meat-type chickens	2	(D)

Operator Characteristics

Item	Quantity
Primary occupation:	
Farming	38
Other	65
Days worked off farm:	
None	36
Any	67
Years on present farm:	
2 years or less	6
3 to 4 years	5
5 to 9 years	19
10 years or more	73
Age group:	
Under 35 years	3
35 to 44 years	22
45 to 64 years	61
65 years and over	17
Average age of principal operator (years)	54.2

Economic Characteristics

Item	Quantity
Farms by value of sales:	
Less than \$1,000	39
\$1,000 to \$2,499	18
\$2,500 to \$4,999	16
\$5,000 to \$9,999	11
\$10,000 to \$49,999	15
\$50,000 to \$99,999	1
\$100,000 to \$249,999	3
\$250,000 to \$499,999	-
\$500,000 or more	-
Total farm production expenses (\$1,000)	1,592
Average per farm (\$)	15,454
Net cash farm income of operation (\$1,000)	-246
Average per farm (\$)	-2,391
Value of agricultural products sold directly to individuals for human consumption (\$1,000)	16
Total organic product sales (\$1,000)	(D)
Total income from farm-related sources, gross before taxes and expenses (\$1,000)	124

See "Census of Agriculture, Volume 1, Geographic Area Series" for complete footnotes, explanations, definitions, and methodology.
 - Represents zero. (D) Withheld to avoid disclosing data for individual operations.

2012 CENSUS OF AGRICULTURE

RACE / ETHNICITY / GENDER PROFILE

Oconto County - Wisconsin Farms with Spanish, Hispanic, or Latino Operators Compared with All Farms



Data are not available at this geographic level for farms with Spanish, Hispanic, or Latino Operators.



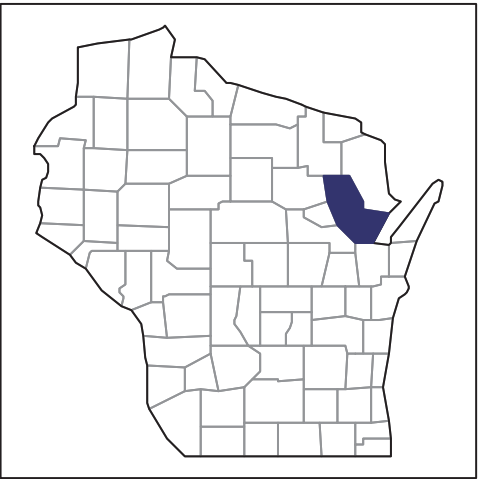
US Department of Agriculture
National Agricultural Statistics Service

www.agcensus.usda.gov

2012 CENSUS OF AGRICULTURE

RACE / ETHNICITY / GENDER PROFILE

Oconto County - Wisconsin Farms with American Indian or Alaska Native Operators Compared with All Farms



Data are not available at this geographic level for farms with American Indian or Alaska Native Operators.



US Department of Agriculture
National Agricultural Statistics Service

www.agcensus.usda.gov

2012 CENSUS OF AGRICULTURE

RACE / ETHNICITY / GENDER PROFILE

Oconto County - Wisconsin Farms with Asian Operators Compared with All Farms



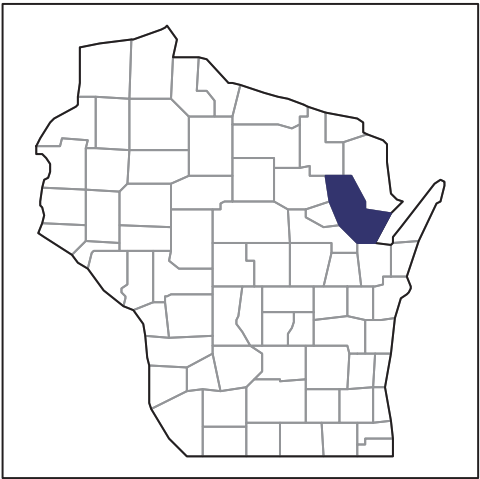
Data are not available at this geographic level for farms with Asian Operators.



2012 CENSUS OF AGRICULTURE

RACE / ETHNICITY / GENDER PROFILE

Oconto County - Wisconsin Farms with Black or African American Operators Compared with All Farms



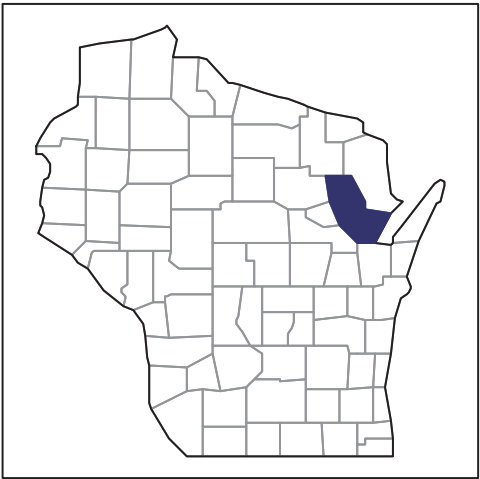
Data are not available at this geographic level for farms with Black or African American Operators.



2012 CENSUS OF AGRICULTURE

RACE / ETHNICITY / GENDER PROFILE

Oconto County - Wisconsin Farms with Native Hawaiian or Other Pacific Islander Operators Compared with All Farms



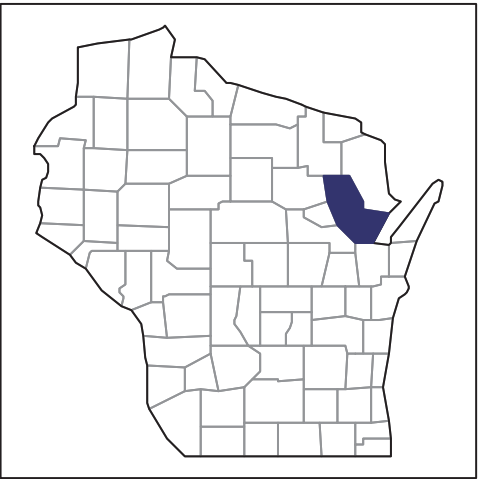
Data are not available at this geographic level for farms with Native Hawaiian or Other Pacific Islander Operators.



2012 CENSUS OF AGRICULTURE

RACE / ETHNICITY / GENDER PROFILE

Oconto County - Wisconsin Farms with White Operators Compared with All Farms



Data are not available at this geographic level for farms with White Operators.



