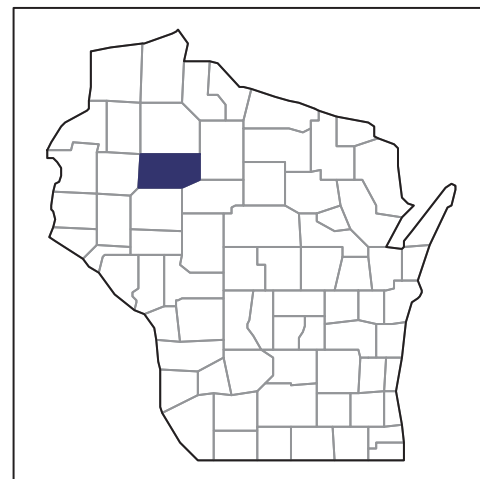


# 2012 CENSUS OF AGRICULTURE

## RACE / ETHNICITY / GENDER PROFILE

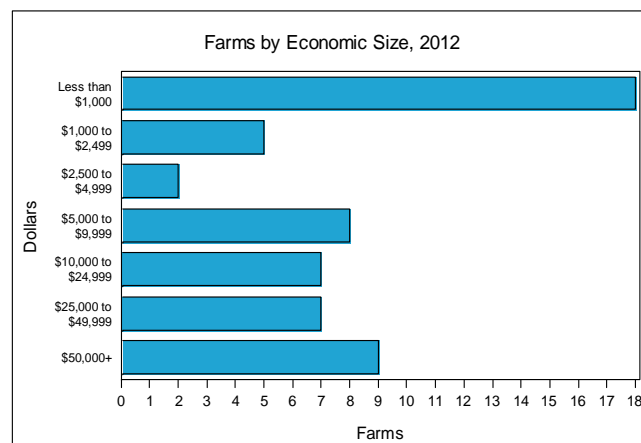
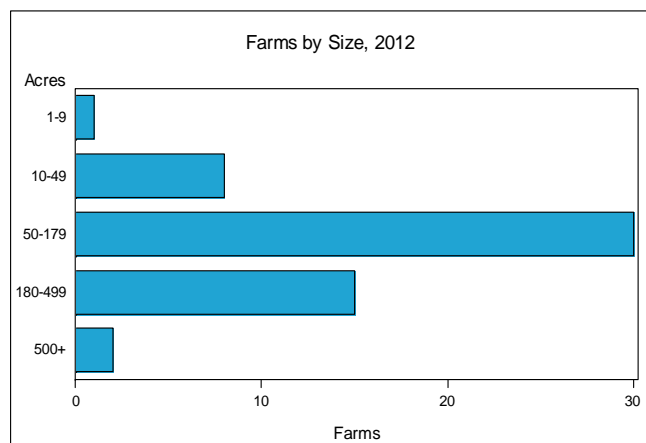


### Rusk County - Wisconsin Farms with Women Principal Operators Compared with All Farms

	Women Principal Operators	All Farms
Number of Farms	56	529
Land in Farms	8,249 acres	133,601 acres
Average Size of Farm	147 acres	253 acres
Market Value of Products Sold	\$1,806,000	\$64,203,000
Crop Sales	\$338,000	\$18,237,000
Livestock Sales	\$1,467,000	\$45,965,000
Average Per Farm	\$32,244	\$121,366
Government Payments	\$98,000	\$1,236,000
Average Per Farm Receiving Payments	\$5,136	\$4,905


See footnotes on reverse page.

#### Farms with Women Principal Operators



US Department of Agriculture  
National Agricultural Statistics Service

[www.agcensus.usda.gov](http://www.agcensus.usda.gov)



# Rusk County - Wisconsin

## Farms with Women Principal Operators

### Selected Highlights

Item	Farms	Quantity
<b>MARKET VALUE OF AGRICULTURAL PRODUCTS SOLD (\$1,000)</b>		
Total value of agricultural products sold	56	1,806
Value of crops including nursery and greenhouse	31	338
Value of livestock, poultry, and their products	35	1,467
<b>VALUE OF SALES BY COMMODITY GROUP (\$1,000)</b>		
Grains, oilseeds, dry beans, and dry peas	10	186
Tobacco	-	-
Cotton and cottonseed	-	-
Vegetables, melons, potatoes and sweet potatoes	1	(D)
Fruits, tree nuts, and berries	1	(D)
Nursery, greenhouse, floriculture, and sod	1	(D)
Cut Christmas trees and short rotation woody crops	-	-
Other crops and hay	25	140
Poultry and eggs	7	2
Cattle and calves	23	(D)
Milk from cows	13	1,153
Hogs and pigs	4	1
Sheep, goats, wool, mohair, and milk	7	74
Horses, ponies, mules, burros, and donkeys	7	6
Aquaculture	-	-
Other animals and other animal products	3	(D)
<b>TOP CROP ITEMS (acres)</b>		
Forage, all	38	1,450
Corn for grain	9	298
Corn for silage	6	152
Soybeans for beans	1	(D)
Rye for grain	1	(D)
<b>TOP LIVESTOCK INVENTORY ITEMS (number)</b>		
Cattle and calves	27	1,083
Horses and ponies	26	286
Sheep and lambs	7	281
Layers	13	198
Ducks	4	53

### Operator Characteristics

Item	Quantity
Primary occupation:	
Farming	33
Other	23
Days worked off farm:	
None	38
Any	18
Years on present farm:	
2 years or less	2
3 to 4 years	1
5 to 9 years	9
10 years or more	44
Age group:	
Under 35 years	-
35 to 44 years	7
45 to 64 years	34
65 years and over	15
Average age of principal operator (years)	59.9

### Economic Characteristics

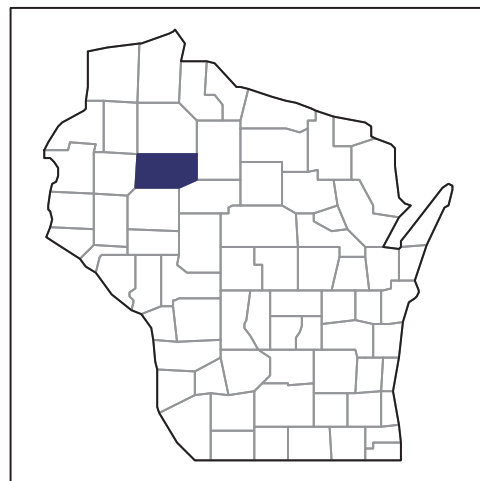
Item	Quantity
Farms by value of sales:	
Less than \$1,000	20
\$1,000 to \$2,499	3
\$2,500 to \$4,999	2
\$5,000 to \$9,999	8
\$10,000 to \$49,999	14
\$50,000 to \$99,999	3
\$100,000 to \$249,999	6
\$250,000 to \$499,999	-
\$500,000 or more	-
Total farm production expenses (\$1,000)	1,729
Average per farm (\$)	30,867
Net cash farm income of operation (\$1,000)	247
Average per farm (\$)	4,412
Value of agricultural products sold directly to individuals for human consumption (\$1,000)	3
Total organic product sales (\$1,000)	(D)
Total income from farm-related sources, gross before taxes and expenses (\$1,000)	72

See "Census of Agriculture, Volume 1, Geographic Area Series" for complete footnotes, explanations, definitions, and methodology.  
 - Represents zero. (D) Withheld to avoid disclosing data for individual operations.

# 2012 CENSUS OF AGRICULTURE

## RACE / ETHNICITY / GENDER PROFILE

### Rusk County - Wisconsin Farms with Spanish, Hispanic, or Latino Operators Compared with All Farms



Data are not available at this geographic level for farms with Spanish, Hispanic, or Latino Operators.



US Department of Agriculture  
National Agricultural Statistics Service

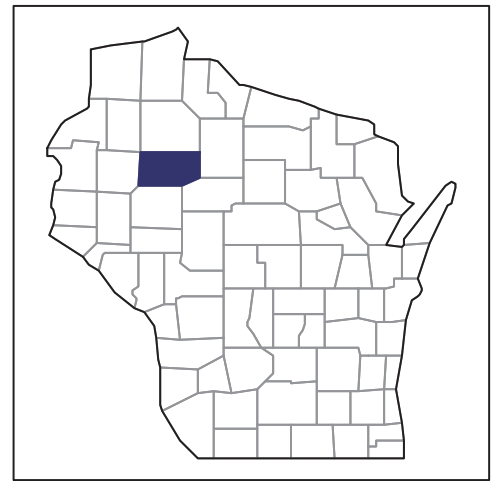
[www.agcensus.usda.gov](http://www.agcensus.usda.gov)



# 2012 CENSUS OF AGRICULTURE

## RACE / ETHNICITY / GENDER PROFILE

### Rusk County - Wisconsin Farms with American Indian or Alaska Native Operators Compared with All Farms



Data are not available at this geographic level for farms with American Indian or Alaska Native Operators.



US Department of Agriculture  
National Agricultural Statistics Service

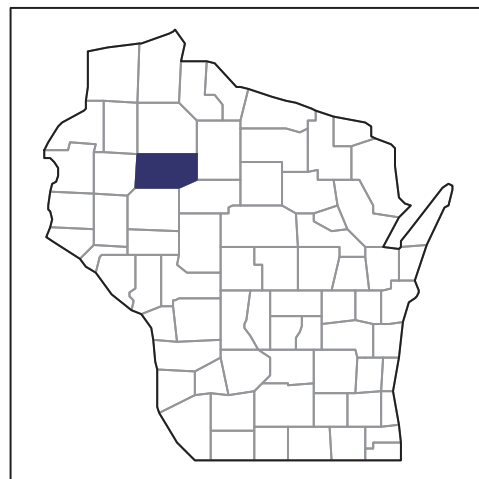
[www.agcensus.usda.gov](http://www.agcensus.usda.gov)





## RACE / ETHNICITY / GENDER PROFILE

### Rusk County - Wisconsin Farms with Asian Operators Compared with All Farms



Data are not available at this geographic level for farms with Asian Operators.



US Department of Agriculture  
National Agricultural Statistics Service

[www.agcensus.usda.gov](http://www.agcensus.usda.gov)

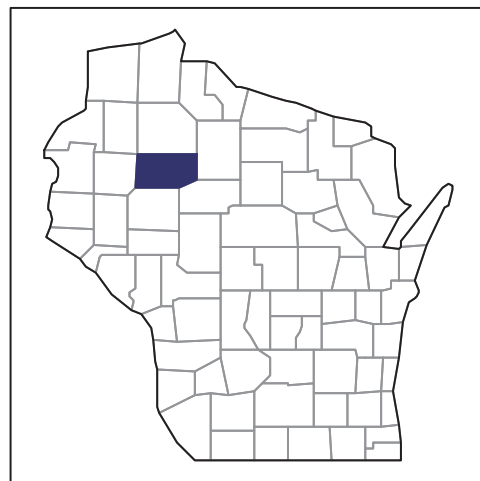






## RACE / ETHNICITY / GENDER PROFILE

### Rusk County - Wisconsin Farms with Black or African American Operators Compared with All Farms



Data are not available at this geographic level for farms with Black or African American Operators.



US Department of Agriculture  
National Agricultural Statistics Service

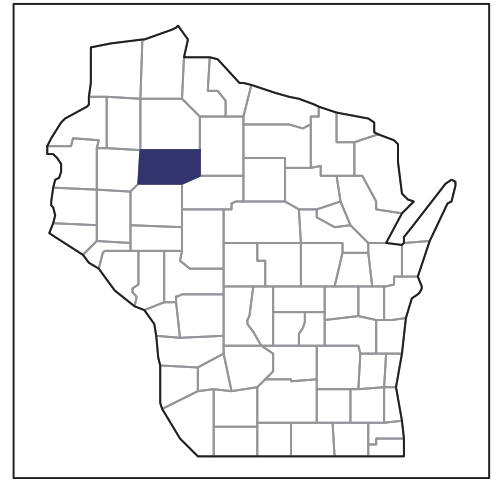
[www.agcensus.usda.gov](http://www.agcensus.usda.gov)



# 2012 CENSUS OF AGRICULTURE

## RACE / ETHNICITY / GENDER PROFILE

### Rusk County - Wisconsin Farms with Native Hawaiian or Other Pacific Islander Operators Compared with All Farms



Data are not available at this geographic level for farms with Native Hawaiian or Other Pacific Islander Operators.



US Department of Agriculture  
National Agricultural Statistics Service

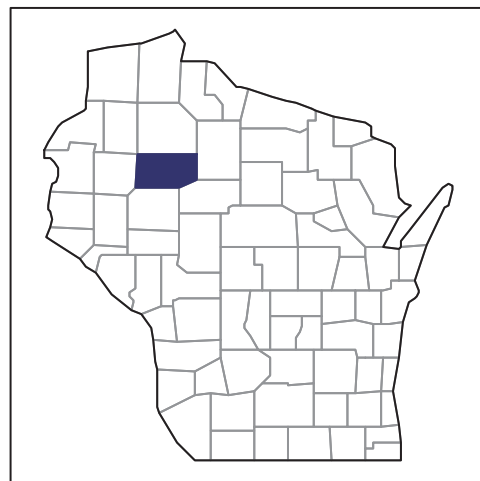
[www.agcensus.usda.gov](http://www.agcensus.usda.gov)





## RACE / ETHNICITY / GENDER PROFILE

### Rusk County - Wisconsin Farms with White Operators Compared with All Farms



Data are not available at this geographic level for farms with White Operators.



US Department of Agriculture  
National Agricultural Statistics Service

[www.agcensus.usda.gov](http://www.agcensus.usda.gov)

