

2012 CENSUS OF AGRICULTURE

RACE / ETHNICITY / GENDER PROFILE

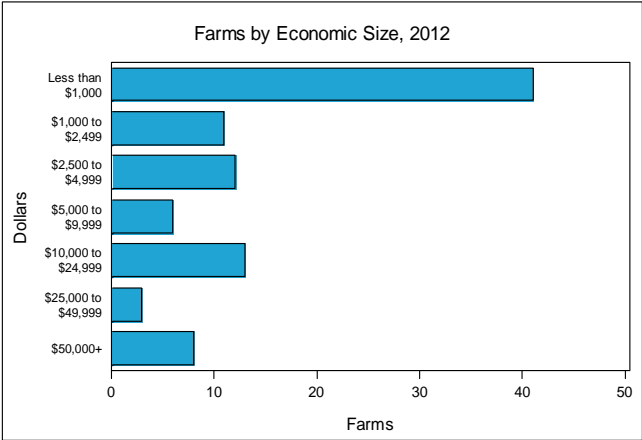
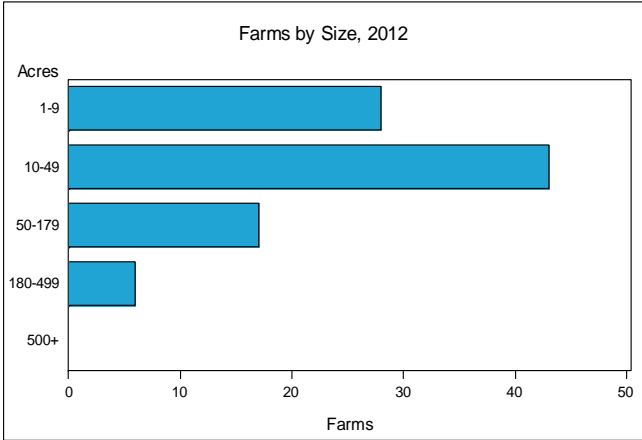



Waukesha County - Wisconsin Farms with Women Principal Operators Compared with All Farms

	Women Principal Operators	All Farms
Number of Farms	94	557
Land in Farms	4,115 acres	92,211 acres
Average Size of Farm	44 acres	166 acres
Market Value of Products Sold	\$1,161,000	\$55,065,000
Crop Sales	\$879,000	\$41,811,000
Livestock Sales	\$283,000	\$13,253,000
Average Per Farm	\$12,353	\$98,859
Government Payments	\$39,000	\$1,587,000
Average Per Farm Receiving Payments	\$2,151	\$8,399

See footnotes on reverse page.

Farms with Women Principal Operators





2012 CENSUS OF AGRICULTURE
RACE / ETHNICITY / GENDER PROFILE

Waukesha County - Wisconsin Farms with Women Principal Operators

Selected Highlights

Item	Farms	Quantity
MARKET VALUE OF AGRICULTURAL PRODUCTS SOLD (\$1,000)		
Total value of agricultural products sold	94	1,161
Value of crops including nursery and greenhouse	39	879
Value of livestock, poultry, and their products	26	283
VALUE OF SALES BY COMMODITY GROUP (\$1,000)		
Grains, oilseeds, dry beans, and dry peas	15	252
Tobacco	-	-
Cotton and cottonseed	-	-
Vegetables, melons, potatoes and sweet potatoes	-	-
Fruits, tree nuts, and berries	3	(D)
Nursery, greenhouse, floriculture, and sod	15	595
Cut Christmas trees and short rotation woody crops	1	(D)
Other crops and hay	11	27
Poultry and eggs	7	(D)
Cattle and calves	6	30
Milk from cows	2	(D)
Hogs and pigs	2	(D)
Sheep, goats, wool, mohair, and milk	4	(D)
Horses, ponies, mules, burros, and donkeys	13	29
Aquaculture	1	(D)
Other animals and other animal products	2	(D)
TOP CROP ITEMS (acres)		
Forage, all	29	514
Soybeans for beans	13	364
Corn for grain	9	238
Nursery stock crops	3	79
Cut Christmas trees	3	13
TOP LIVESTOCK INVENTORY ITEMS (number)		
Horses and ponies	46	465
Layers	10	260
Cattle and calves	9	166
Llamas	3	(D)
Rabbits, live	1	(D)

Operator Characteristics

Item	Quantity
Primary occupation:	
Farming	53
Other	41
Days worked off farm:	
None	46
Any	48
Years on present farm:	
2 years or less	11
3 to 4 years	10
5 to 9 years	8
10 years or more	65
Age group:	
Under 35 years	-
35 to 44 years	13
45 to 64 years	54
65 years and over	27
Average age of principal operator (years)	59.8

Economic Characteristics

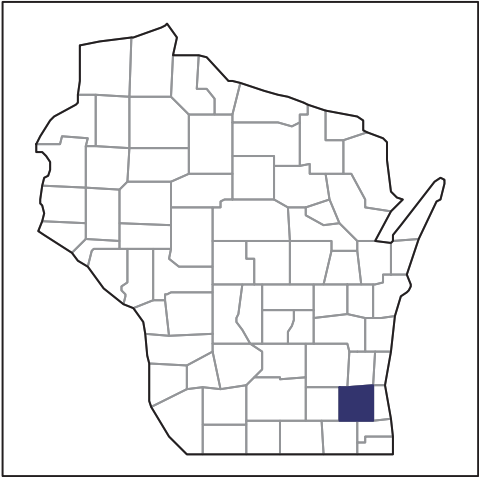
Item	Quantity
Farms by value of sales:	
Less than \$1,000	46
\$1,000 to \$2,499	7
\$2,500 to \$4,999	12
\$5,000 to \$9,999	6
\$10,000 to \$49,999	15
\$50,000 to \$99,999	3
\$100,000 to \$249,999	5
\$250,000 to \$499,999	-
\$500,000 or more	-
Total farm production expenses (\$1,000)	2,529
Average per farm (\$)	26,904
Net cash farm income of operation (\$1,000)	-1,071
Average per farm (\$)	-11,394
Value of agricultural products sold directly to individuals for human consumption (\$1,000)	5
Total organic product sales (\$1,000)	-
Total income from farm-related sources, gross before taxes and expenses (\$1,000)	258

See "Census of Agriculture, Volume 1, Geographic Area Series" for complete footnotes, explanations, definitions, and methodology.
 - Represents zero. (D) Withheld to avoid disclosing data for individual operations.

2012 CENSUS OF AGRICULTURE

RACE / ETHNICITY / GENDER PROFILE

Waukesha County - Wisconsin Farms with Spanish, Hispanic, or Latino Operators Compared with All Farms



Data are not available at this geographic level for farms with Spanish, Hispanic, or Latino Operators.



2012 CENSUS OF AGRICULTURE

RACE / ETHNICITY / GENDER PROFILE

Waukesha County - Wisconsin Farms with American Indian or Alaska Native Operators Compared with All Farms



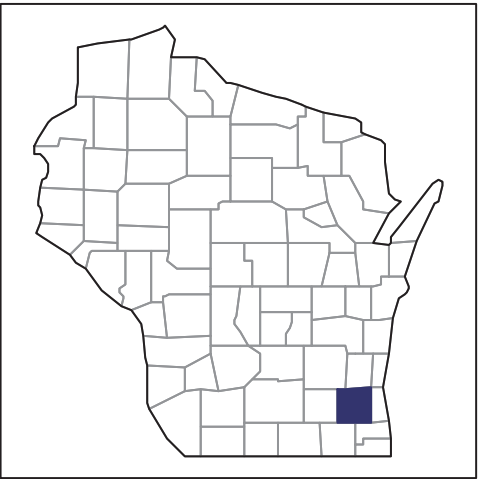
Data are not available at this geographic level for farms with American Indian or Alaska Native Operators.



2012 CENSUS OF AGRICULTURE

RACE / ETHNICITY / GENDER PROFILE

Waukesha County - Wisconsin Farms with Asian Operators Compared with All Farms



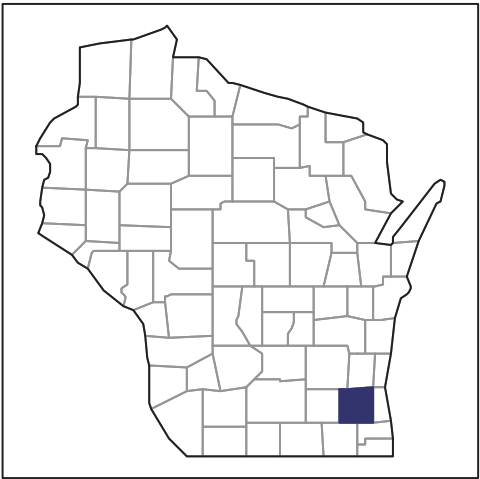
Data are not available at this geographic level for farms with Asian Operators.



2012 CENSUS OF AGRICULTURE

RACE / ETHNICITY / GENDER PROFILE

Waukesha County - Wisconsin Farms with Black or African American Operators Compared with All Farms



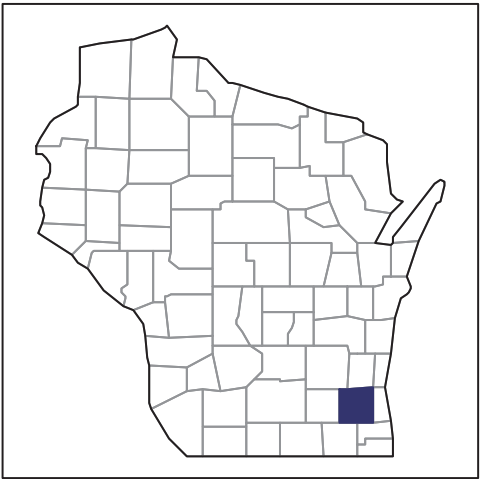
Data are not available at this geographic level for farms with Black or African American Operators.



2012 CENSUS OF AGRICULTURE

RACE / ETHNICITY / GENDER PROFILE

Waukesha County - Wisconsin Farms with Native Hawaiian or Other Pacific Islander Operators Compared with All Farms



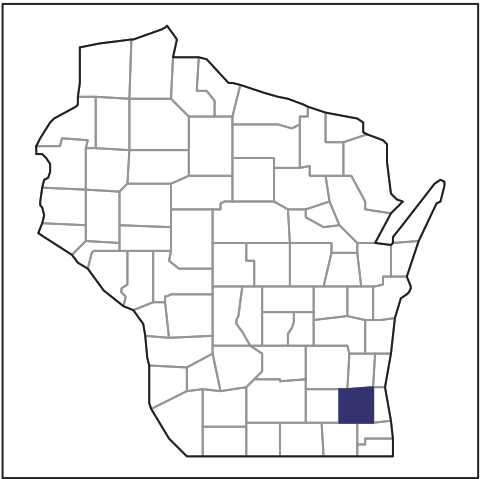
Data are not available at this geographic level for farms with Native Hawaiian or Other Pacific Islander Operators.



2012 CENSUS OF AGRICULTURE

RACE / ETHNICITY / GENDER PROFILE

Waukesha County - Wisconsin Farms with White Operators Compared with All Farms



Data are not available at this geographic level for farms with White Operators.



