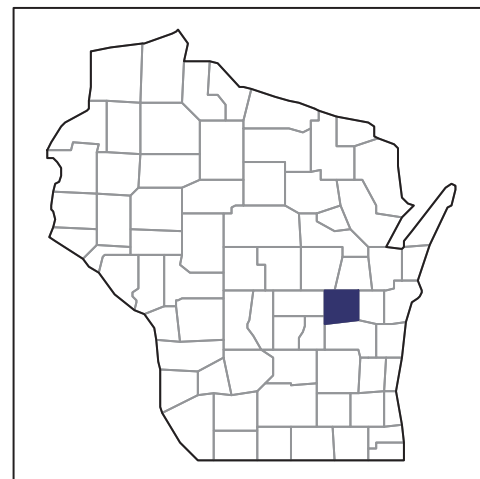


# 2012 CENSUS OF AGRICULTURE

## RACE / ETHNICITY / GENDER PROFILE

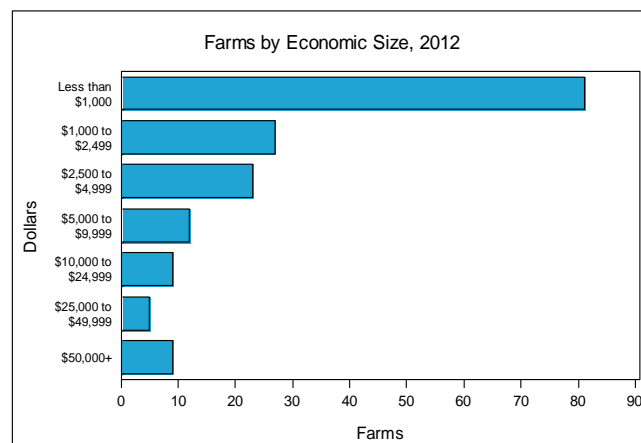
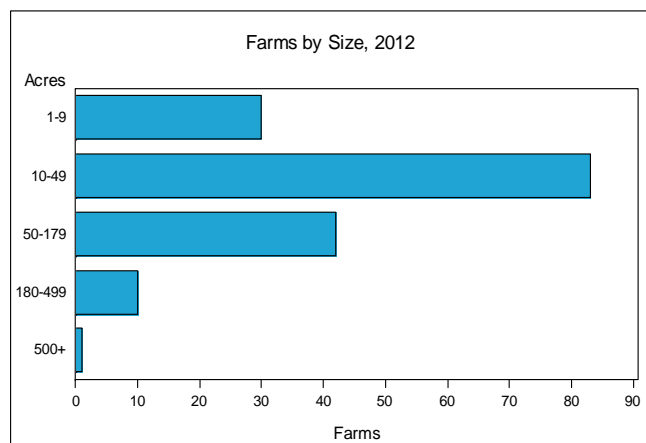


### Winnebago County - Wisconsin Farms with Women Principal Operators Compared with All Farms

	Women Principal Operators	All Farms
<b>Number of Farms</b>	166	1,117
<b>Land in Farms</b>	9,360 acres	155,520 acres
<b>Average Size of Farm</b>	56 acres	139 acres
<b>Market Value of Products Sold</b>	\$1,997,000	\$126,573,000
Crop Sales	\$1,070,000	\$52,283,000
Livestock Sales	\$927,000	\$74,290,000
Average Per Farm	\$12,030	\$113,315
<b>Government Payments</b>	\$163,000	\$3,245,000
Average Per Farm Receiving Payments	\$2,763	\$5,346


See footnotes on reverse page.

#### Farms with Women Principal Operators



US Department of Agriculture  
National Agricultural Statistics Service

[www.agcensus.usda.gov](http://www.agcensus.usda.gov)



## Winnebago County - Wisconsin Farms with Women Principal Operators

### Selected Highlights

Item	Farms	Quantity
<b>MARKET VALUE OF AGRICULTURAL PRODUCTS SOLD (\$1,000)</b>		
Total value of agricultural products sold	166	1,997
Value of crops including nursery and greenhouse	52	1,070
Value of livestock, poultry, and their products	35	927
<b>VALUE OF SALES BY COMMODITY GROUP (\$1,000)</b>		
Grains, oilseeds, dry beans, and dry peas	21	814
Tobacco	-	-
Cotton and cottonseed	-	-
Vegetables, melons, potatoes and sweet potatoes	2	(D)
Fruits, tree nuts, and berries	1	(D)
Nursery, greenhouse, floriculture, and sod	2	(D)
Cut Christmas trees and short rotation woody crops	-	-
Other crops and hay	29	80
Poultry and eggs	15	8
Cattle and calves	17	236
Milk from cows	3	(D)
Hogs and pigs	5	(D)
Sheep, goats, wool, mohair, and milk	3	(D)
Horses, ponies, mules, burros, and donkeys	9	7
Aquaculture	-	-
Other animals and other animal products	1	(D)
<b>TOP CROP ITEMS (acres)</b>		
Forage, all	75	1,328
Soybeans for beans	17	787
Corn for grain	11	623
Corn for silage	4	180
Winter wheat for grain	5	164
<b>TOP LIVESTOCK INVENTORY ITEMS (number)</b>		
Cattle and calves	25	645
Horses and ponies	88	545
Layers	25	387
Geese	2	(D)
Peacocks or peahens	4	52

### Operator Characteristics

Item	Quantity
Primary occupation:	
Farming	44
Other	122
Days worked off farm:	
None	64
Any	102
Years on present farm:	
2 years or less	5
3 to 4 years	8
5 to 9 years	24
10 years or more	129
Age group:	
Under 35 years	8
35 to 44 years	2
45 to 64 years	105
65 years and over	51
Average age of principal operator (years)	61.2

### Economic Characteristics

Item	Quantity
Farms by value of sales:	
Less than \$1,000	105
\$1,000 to \$2,499	15
\$2,500 to \$4,999	12
\$5,000 to \$9,999	11
\$10,000 to \$49,999	14
\$50,000 to \$99,999	4
\$100,000 to \$249,999	2
\$250,000 to \$499,999	3
\$500,000 or more	-
Total farm production expenses (\$1,000)	3,128
Average per farm (\$)	18,844
Net cash farm income of operation (\$1,000)	-648
Average per farm (\$)	-3,902
Value of agricultural products sold directly to individuals for human consumption (\$1,000)	31
Total organic product sales (\$1,000)	(D)
Total income from farm-related sources, gross before taxes and expenses (\$1,000)	320

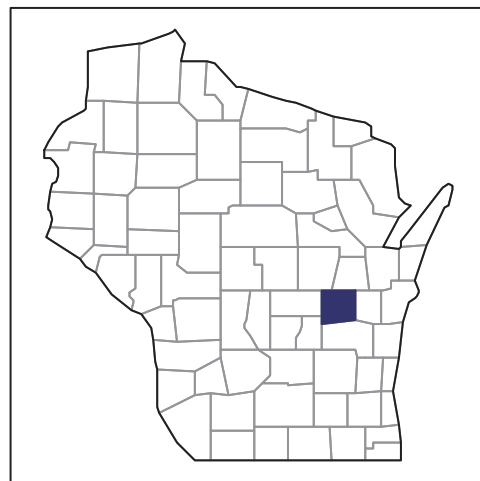
See "Census of Agriculture, Volume 1, Geographic Area Series" for complete footnotes, explanations, definitions, and methodology.

- Represents zero. (D) Withheld to avoid disclosing data for individual operations.

# 2012 CENSUS OF AGRICULTURE

## RACE / ETHNICITY / GENDER PROFILE

### Winnebago County - Wisconsin Farms with Spanish, Hispanic, or Latino Operators Compared with All Farms



Data are not available at this geographic level for farms with Spanish, Hispanic, or Latino Operators.



US Department of Agriculture  
National Agricultural Statistics Service

[www.agcensus.usda.gov](http://www.agcensus.usda.gov)



# 2012 CENSUS OF AGRICULTURE

## RACE / ETHNICITY / GENDER PROFILE

### Winnebago County - Wisconsin Farms with American Indian or Alaska Native Operators Compared with All Farms



Data are not available at this geographic level for farms with American Indian or Alaska Native Operators.



US Department of Agriculture  
National Agricultural Statistics Service

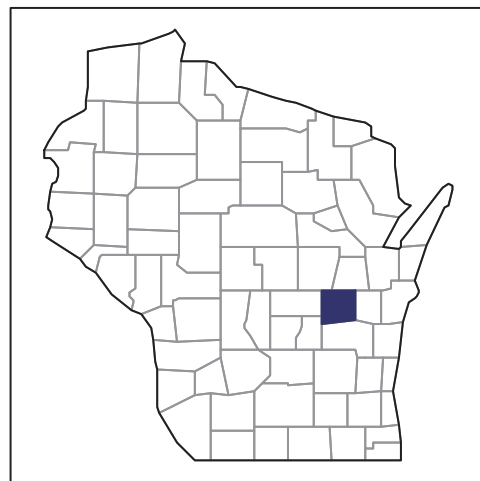
[www.agcensus.usda.gov](http://www.agcensus.usda.gov)





**RACE / ETHNICITY / GENDER PROFILE**

**Winnebago County - Wisconsin  
Farms with Asian Operators Compared  
with All Farms**



**Data are not available at this geographic level for farms with Asian Operators.**



**US Department of Agriculture**  
National Agricultural Statistics Service

[www.agcensus.usda.gov](http://www.agcensus.usda.gov)

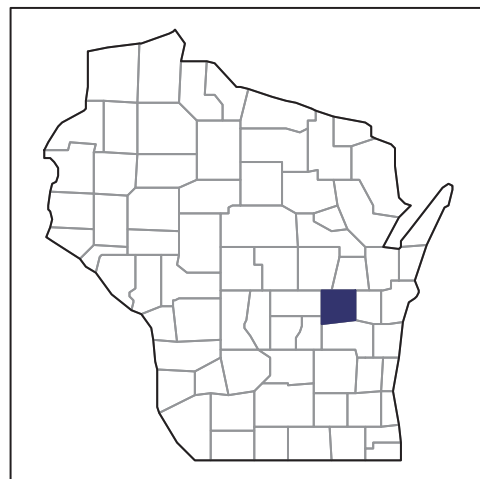






## RACE / ETHNICITY / GENDER PROFILE

### Winnebago County - Wisconsin Farms with Black or African American Operators Compared with All Farms



Data are not available at this geographic level for farms with Black or African American Operators.



US Department of Agriculture  
National Agricultural Statistics Service

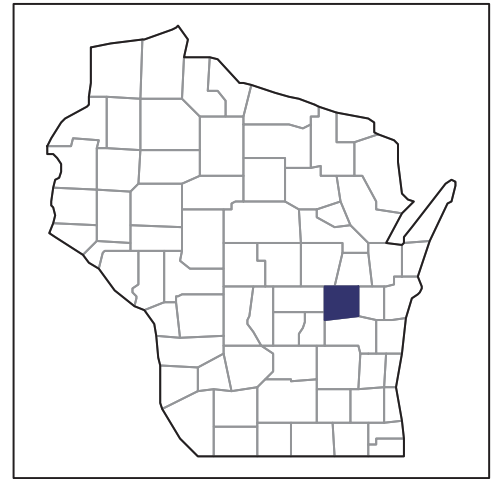
[www.agcensus.usda.gov](http://www.agcensus.usda.gov)



# 2012 CENSUS OF AGRICULTURE

## RACE / ETHNICITY / GENDER PROFILE

### Winnebago County - Wisconsin Farms with Native Hawaiian or Other Pacific Islander Operators Compared with All Farms



Data are not available at this geographic level for farms with Native Hawaiian or Other Pacific Islander Operators.



US Department of Agriculture  
National Agricultural Statistics Service

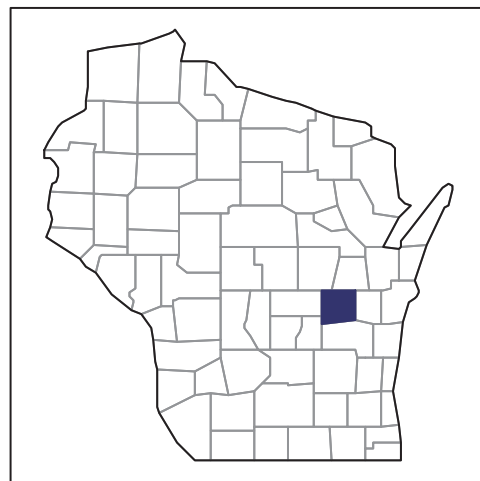
[www.agcensus.usda.gov](http://www.agcensus.usda.gov)





## RACE / ETHNICITY / GENDER PROFILE

### Winnebago County - Wisconsin Farms with White Operators Compared with All Farms



Data are not available at this geographic level for farms with White Operators.



US Department of Agriculture  
National Agricultural Statistics Service

[www.agcensus.usda.gov](http://www.agcensus.usda.gov)

