# CHAPTER X

# SIZE OF FARM

# CONTENTS


Introduction ..... 769
Sources of data ..... 769
Presentation of statistics ..... 769
Other published data ..... 769
Classification of farms by size ..... 769
History of classification of farms by size ..... 770
Size of farm as a measure of size of enterprise ..... 771

DEFINITIONS AND EXPLANATIONS

A farm ..... 771
Land in farms ..... 772
Changes in size of farms ..... 772

CHARTS

Average size of farm, for the United States: 1850-1950 ..... 769
Percent distribution of the number of farms, by size, by States: 1950 ..... 770
Percent of all land in farms represented by cropland harvested, by size of farm, for the United States: Censuses of 1950 and 1945 ..... 771
Percent of all land in farms represented by land pastured, by size of farm, for the United States: 1949 and 1944 ..... 771
Number of farms, 1880 to 1950, and land in farms, 1900 to 1950, by size of farm, for the United States ..... 773

MAPS

Farms of less than 10 acres, number, April 1, 1950 ..... 777
Farms of 10 to 29 acres, number, April 1, 1950 ..... 777
Farms of 30 to 49 acres, number, April 1, 1950 ..... 777
Farms of 50 to 99 acres, number, April 1, 1950 ..... 777
Farms of 100 to 179 acres, number, April 1, 1950 ..... 777
Farms of 180 to 259 acres, number, April 1, 1950 ..... 777
Farms of 260 to 499 acres, number, April 1, 1950 ..... 777
Farms of 500 acres and over, number, April 1, 1950 ..... 777
Farms of less than 10 acres—Increase and decrease in number, April 1, 1940-April 1, 1950 ..... 778
Farms of 10-29 acres—Increase and decrease in number, April 1, 1940-April 1, 1950 ..... 778
Farms of 30-49 acres—Increase and decrease in number, April 1, 1940-April 1, 1950 ..... 778
Farms of 50-99 acres—Increase and decrease in number, April 1, 1940-April 1, 1950 ..... 778
Farms of 100-179 acres—Increase and decrease in number, April 1, 1940-April 1, 1950 ..... 778
Farms of 180-259 acres—Increase and decrease in number, April 1, 1940-April 1, 1950 ..... 778
Farms of 260-499 acres—Increase and decrease in number, April 1, 1940-April 1, 1950 ..... 778
Farms of 500 acres and over—Increase and decrease in number, April 1, 1940-April 1, 1950 ..... 778
Average size of farms, April 1, 1950 ..... 778
Farms of less than 50 acres as a percent of all farms, April 1, 1950 ..... 779

TABLES FOR THE UNITED STATES

Table—
1.—Farms classified by acres of improved land, for the United States: 1870 and 1860 ..... 770
2.—Number of farms under 3 acres in size, percent of all farms, minimum value of products, and index numbers of prices received by farmers; for the United States: 1880 to 1950 ..... 772
3.—Number of farms under 10 acres in size, with land in farms, for the United States: 1880 to 1950 ..... 772
4.—Number of farms by size of farm, for the United States: 1880 to 1950 ..... 774
5.—All land in farms by size of farm, for the United States: 1900 to 1950 ..... 774
6.—Average value of farms (land and buildings) per farm and per acre, by size of farm; for the United States: 1900 to 1950 ..... 776
7.—Specified classes of land in farms, according to use, by size of farm, for the United States: Censuses of 1900 to 1950 ..... 780
8.—Farms and farm characteristics by size of farm: Census of 1950 ..... 782

TABLES FOR GEOGRAPHIC REGIONS, DIVISIONS, AND STATES

Table—
9.—Average acreage per farm based on all land in farms, by divisions and States: 1850 to 1950 ..... 799
10.—Number of farms, all land in farms, value of farms, and specified classes of land according to use, by size of farm; by divisions and States: Census of 1950 ..... 800
11.—Number of farms, all land in farms, and value of farms, 1950, 1945, and 1940; and specified classes of land according to use, 1949, 1944, and 1939; by size of farm: by divisions and States ..... 820
12.—Number of farms by size of farm, by regions and States: 1880 to 1950 ..... 830
13.—Percent distribution of farms, and all land in farms, and average acreage per farm; by size of farm; by divisions and States: 1950 ..... 842
14.—Average acreage of cropland harvested per farm reporting and percent distribution of total land pastured, by size of farm; by divisions and States: Census of 1950 ..... 844
15.—Other income of family exceeding value of agricultural products sold—Farms reporting, with percent of farms reporting in each size-of-farm group; by divisions and States: Census of 1950 ..... 846
16.—Off-farm work of 100 days or more—Operators reporting, with percent of operators reporting in each size-of-farm group; by divisions and States: Census of 1950 ..... 847
17.—Telephones—Farms reporting, with percent of farms reporting in each size-of-farm group; by divisions and States: 1950 ..... 848
18.—Electricity—Farms reporting, with percent of farms reporting in each size-of-farm group; by divisions and States: 1950 ..... 849
19.—Milking machines—Farms reporting, with percent of farms reporting in each size-of-farm group; by divisions and States: 1950 ..... 850
20.—Grain combines—Farms reporting and number, with percent of farms reporting in each size-of-farm group; by divisions and States: 1950 ..... 851
21.—Corn pickers—Farms reporting and number, with percent of farms reporting in each size-of-farm group; by divisions and States: 1950 ..... 852
22.—Pick-up hay balers—Farms reporting and number, with percent of farms reporting in each size-of-farm group; by divisions and States: 1950 ..... 853
23.—Silos—Farms reporting, with percent of farms reporting in each size-of-farm group; by divisions and States: 1950 ..... 854
24.—Motortrucks—Farms reporting and number, with percent of farms reporting in each size-of-farm group; by divisions and States: 1950 ..... 855
25.—Automobiles—Farms reporting and number, with percent of farms reporting in each size-of-farm group; by divisions and States: 1950 ..... 856
26.—Tractors—Farms reporting and number, with percent of farms reporting in each size-of-farm group; by divisions and States: 1950 ..... 857
27.—No tractor, horses, or mules—Farms reporting, with percent of farms reporting in each size-of-farm group; by divisions and States: 1950 ..... 858
28.—Tractor and no horses or mules—Farms reporting, with percent of farms reporting in each size-of-farm group; by divisions and States: 1950 ..... 859
29.—Cattle and calves—Farms reporting and number, with percent distribution of the number of cattle and calves, by size of farm; by divisions and States: 1950 ..... 860
30.—All cows—Farms reporting and number, with percent distribution of the number of all cows, by size of farm; by divisions and States: 1950 ..... 861
31.—Hogs and pigs—Farms reporting and number, with percent distribution of the number of hogs and pigs, by size of farm; by divisions and States: 1950 ..... 862
32.—Chickens 4 months old and over—Farms reporting and number, with percent distribution of the number of chickens 4 months old and over, by size of farm; by divisions and States: 1950 ..... 863
33.—Corn for all purposes—Farms reporting and acres, with percent distribution of the number of acres, by size of farm; by divisions and States: Census of 1950 ..... 864
34.—Wheat threshed—Acreage, with percent distribution, by size of farm; by divisions and States: Census of 1950 ..... 865
35.—Land from which hay was cut—Farms reporting and acres, with percent distribution of the number of acres, by size of farm; by divisions and States: Census of 1950 ..... 866
36.—Expenditures for machine hire—Farms reporting and amount, with percent distribution of the amount, by size of farm; by divisions and States: Census of 1950 ..... 867
37.—Family workers—Farms reporting and number, with percentages and averages in each size-of-farm group; by divisions and States: 1950 ..... 868
38.—Hired workers—Farms reporting and number, with percent of farms reporting in each size-of-farm group; by divisions and States: 1950 ..... 870
39.—Expenditures for hired labor—Farms reporting and amount, with percent distribution of the amount, by size of farm; by divisions and States: Census of 1950 ..... 872
40.—Expenditures for feed for livestock and poultry—Farms reporting and amount, with percent distribution of the amount, by size of farm; by divisions and States: Census of 1950 ..... 873
41.—Expenditures for livestock and poultry purchased—Farms reporting and amount, with percent distribution of the amount, by size of farm; by divisions and States: Census of 1950 ..... 874
42.—Expenditures for gasoline and other petroleum fuel and oil—Farms reporting and amount, with percent distribution of the amount, by size of farm; by divisions and States: Census of 1950 ..... 875
43.—Value of all farm products sold, with average per farm reporting, by size of farm; by divisions and States: Census of 1950 ..... 876
44.—Farms under 10 acres—Selected characteristics, by divisions and States: Census of 1950 ..... 880
45.—Farms of 10 to 29 acres—Selected characteristics, by divisions and States: Census of 1950 ..... 882
46.—Farms of 30 to 49 acres—Selected characteristics, by divisions and States: Census of 1950 ..... 884
47.—Farms of 50 to 69 acres—Selected characteristics, by divisions and States: Census of 1950 ..... 886
48.—Farms of 70 to 99 acres—Selected characteristics, by divisions and States: Census of 1950 ..... 888
49.—Farms of 100 to 139 acres—Selected characteristics, by divisions and States: Census of 1950 ..... 890
50.—Farms of 140 to 179 acres—Selected characteristics, by divisions and States: Census of 1950 ..... 892
51.—Farms of 180 to 219 acres—Selected characteristics, by divisions and States: Census of 1950 ..... 894
52.—Farms of 220 to 259 acres—Selected characteristics, by divisions and States: Census of 1950 ..... 896
53.—Farms of 260 to 499 acres—Selected characteristics, by divisions and States: Census of 1950 ..... 898
54.—Farms of 500 to 999 acres—Selected characteristics, by divisions and States: Census of 1950 ..... 900
55.—Farms of 1,000 acres and over—Selected characteristics, by divisions and States: Census of 1950 ..... 902

# CHAPTER X.—SIZE OF FARM

**Introduction.**—In the 1950 Census of Agriculture, many of the data were tabulated according to four major classifications of farms, viz, size of farm, color and tenure of the farm operator, economic class of farm, and type of farm. Each of these classifications provides a detailed picture of our agricultural resources and the utilization of the resources by different producing groups.

This chapter presents statistics from the 1950 Census of Agriculture for farms classified by size as measured by the total land area in the farm. The data include such items as the number of farms, all land in farms, the value of farm land and buildings (averages only), land use, specified characteristics of the farm operator, specified farm facilities and equipment, farm labor, specified farm expenditures, the principal classes of livestock, the major crops, and sales of farm products. In the presentation, primary emphasis is placed on the number of farms, land in farms, value of farms, and land use.

Farms, as defined by the Census, vary in land area from less than one acre to many thousands of acres. Examples of some of the smaller farms, in terms of land area, are greenhouses, feed lots, broiler plants, and mushroom cellars. Typical of the extremely large operations in terms of land area are the livestock ranches in the West and Southwest.

**Sources of data.**—The data presented are from the 1950 Census of Agriculture with comparative data from earlier censuses. For the most part, the data from the 1950 Census of Agriculture presented in this chapter are based on the reports for only a sample of farms. Some of the items which were tabulated on a sample basis by size of farm were enumerated for all farms, while others were enumerated only on a sample basis. The totals estimated from the sample usually are not in exact agreement with the enumerated data for all farms. When data are based on the reports for only a sample of farms, the table carries a headnote to that effect.

For a description and explanation of the sampling procedures and for data showing the reliability of estimates based on reports for only a sample of farms, reference should be made to the Introduction to this volume. Also included in the Introduction is a description of the procedures used in the enumeration and in the processing of the statistics. The Appendix includes a facsimile of the questionnaire used for taking the 1950 Census of Agriculture.

AVERAGE SIZE OF FARM, FOR THE UNITED STATES: 1850 – 1950

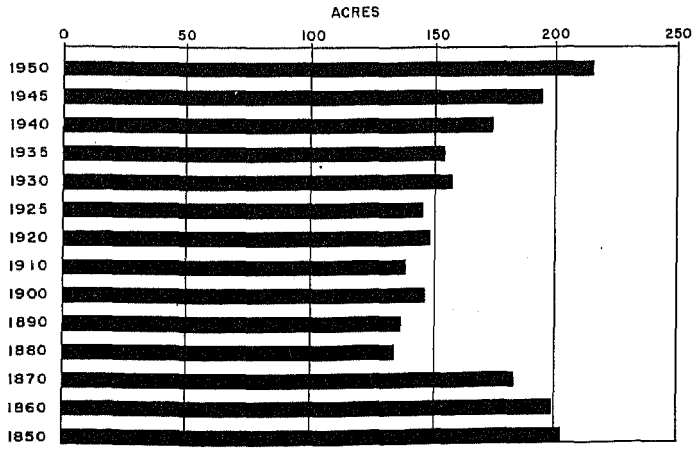


**Presentation of statistics.**—The size-of-farm statistics are presented as totals for the United States, for 3 major regions, for 9 geographic divisions, and for each of the 48 States. An outline map showing the regions, geographic divisions, and States for which totals are shown, appears in the Introduction.

Data in this chapter include comparative data for earlier censuses for number of farms, land in farms, land use, and average value of land and buildings. Some of the tables present data for the 1950 Census only, while other tables include comparative data for earlier census years. Averages, percentages, and other derived data are provided as aids in using and analyzing the statistics. Although totals by size of farm for all of the specified items except farm value are shown for the United States as a whole, space requirements made it necessary to restrict the data for many items shown by States to averages and percentages. For items for which averages or percentages only are presented in this chapter, the base data may be found in the State Economic Area Tables 5 and 9 in Volume I.

The tables are supplemented by charts and maps which show graphically some of the more significant facts included in the tables.

**Other published data.**—Data by size of farm for counties and States on number of farms and acres in farms and data by size of farm for State economic areas on land use, farm operator characteristics, specified facilities, specified equipment, farm labor, specified farm expenditures, tenure of operator, class of farm, type of farm, and other items may be found in Volume I. (See the Introduction for availability of data for various classifications and at various geographic levels.)

Statistics for various producing groups based on other major classifications are presented in Chapter XI, "Color, Race, and Tenure of Farm Operator"; Chapter XII, "Economic Class of Farm"; and Chapter XIII, "Type of Farm." The economic class of farm is essentially a classification of farms based on size of operations as measured by the gross value of farm products sold. A count of farms by size of farm was made for each group of farms in the other three classifications. These counts are shown for the United States in table 8 of this chapter, and for States and State economic areas in Volume I. The percent distribution of farms by size of farm for each tenure is shown for States in chapter XI of this volume, for each economic class of farm in chapter XII, and for each type of farm in chapter XIII.

A table showing data for specified large farms in the United States appears in the Introduction to this volume. State Table 13 in Volume I shows such data for each State. The specified large farms were not selected solely on the basis of land area; therefore, they may fall within any of the size-of-farm groups for which statistics are presented in this chapter. The criteria used for the selection of the specified large farms appear in the Introduction to this volume.

Counts of farms classified according to the quantities of specified items, such as farms by number of acres of cropland harvested, by acres of specified crops harvested, by numbers of specified kinds of livestock, by amount of expenditures for hired labor, by numbers of hired workers, etc., are shown in the chapters covering these subjects.

**Classification of farms by size.**—In the 1950 Census of Agriculture, a count of farms by size based on the total land area in each farm was obtained for 13 size-of-farm groups. When

237460 O - 53 - 52

tabulating the data for land in farms, land use, and other characteristics by size of farm, totals were obtained for only 12 size-of-farm groups. The "under 3 acres" and the "3 to 9 acres" groups for which data were published in prior censuses were tabulated as a single group, "under 10 acres." However, a count of farms is available for the groups of under 3 acres and 3 to 9 acres. In establishing the size classes, consideration was given to the natural groupings which have resulted from the use of the Government land-survey system. Accordingly, the limits for the several size groups, with the exceptions of the extremely small and the extremely large farms, were selected so that each includes a multiple of, or fraction of, a quarter-section of land.

In analyzing size-of-farm statistics, the definition of a farm for purposes of the agriculture census should be taken into account. (See "Definitions and Explanations.") Census farms are considered to be operating units. They do not represent ownership tracts. If a landlord has croppers or other tenants, the land assigned each cropper or tenant is considered to be a separate farm. This is true, even though the landlord may operate the entire holding essentially as a unit in respect to supervision, equipment, rotation practices, purchase of supplies, or sale of products. In such a holding, the tenant farms often consist only of cropland and therefore tend to be smaller than other farms having a similar acreage of crops. The pastureland, woodland, and wasteland which normally would be associated with the cropland may be retained by the landlord. In such cases, the landlord's farm will have a higher proportion of pastureland, woodland, and wasteland than other farms of similar size in the area. In some instances, the expenditures, work power, and farm equipment for the tenant farms may also be reported for the farm operated by the landlord.

**History of classification of farms by size.**—Tabulations of data by size of farm were first made in the Census of 1860. However, for that year and also for 1870, the classification was based on the acres of "improved land" in the farm rather than on the total acres. Data for the number of farms by size (based on improved land) for these two censuses are shown for the United States in table 1.

TABLE 1.—FARMS CLASSIFIED BY ACRES OF IMPROVED LAND, FOR THE UNITED STATES: 1870 AND 1860

| Size group (based on improved land) | Number of farms | |
|---|---|---|
| | 1870 | 1860 [1] |
| Total | 2,659,985 | 2,044,077 |
| Under 3 acres | 6,875 | (*) |
| 3 to 9 | 172,021 | 54,676 |
| 10 to 19 | 294,607 | 162,178 |
| 20 to 49 | 847,614 | 616,558 |
| 50 to 99 | 764,221 | 608,878 |
| 100 to 499 | 565,054 | 487,041 |
| 500 to 999 | 15,873 | 20,319 |
| 1,000 and over | 3,720 | 5,364 |

*Not available.
[1] For 1860, the classification by acreage of improved land is for "Farms containing 3 acres or more." The number of farms in the various classes adds to 1,955,014 which is 89,063 less than the total number of farms.

The first classification of farms by size, based on the total farm area, was made in 1880. In that year, farms were classified by size into 8 groups. In 1890, the classification provided for only 7 groups, no breakdown having been made that year for farms under 10 acres in size. From 1900 to 1930, the classification was the same as that used in 1880 except that, beginning with 1920, farms of 1,000 acres and over were further classified by size. In 1920 and 1925, a separate classification was shown for farms of 5,000 acres and over; and in 1930, an additional group, 10,000 acres and over, was shown.

In 1935, a revised size classification was established to conform

PERCENT DISTRIBUTION OF THE NUMBER OF FARMS, BY SIZE, BY STATES: 1950

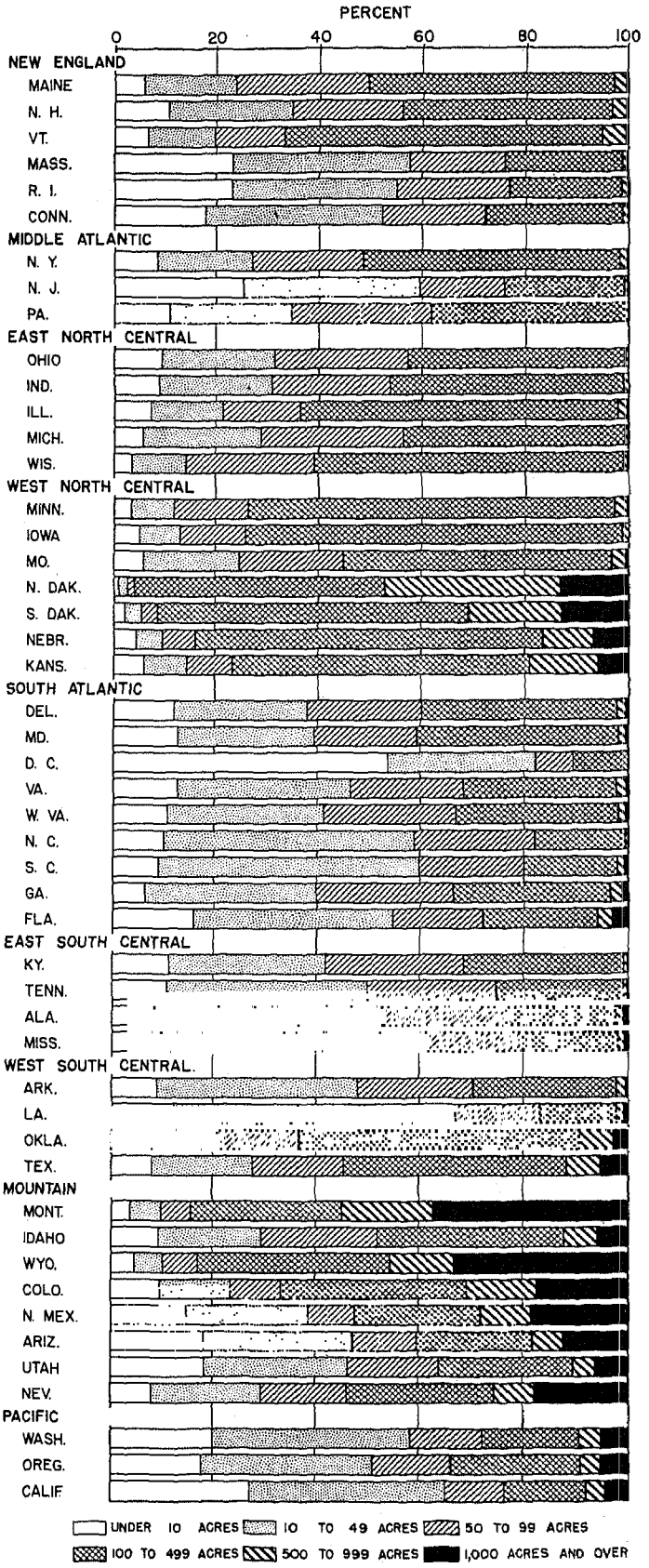

more closely with the Government land-survey system. It avoids some of the bimodal distributions of farms within class intervals which occurred under the classification used for prior censuses. The revised classification is particularly appropriate when farms are made up of fractions or multiples of the Government survey section of 640 acres. Thus, in this new classification, farms of 20, 40, 60, 120, 160 acres, etc., fall at midpoints of the class intervals. The new classification provided for 17 size groups. Some of the 17 groups were subdivided to permit exact comparisons with the size classifications used in the earlier censuses. For continuity, these subclasses were continued in 1940. However, they were not used in 1945 and 1950. For 1940 and 1945, farms of 10,000 acres and over were further classified by size into 7 subgroups, one of which related to farms of 100,000 acres and over. The subclassification of farms of 10,000 acres and over by size appears in Volume II of the 1945 Census of Agriculture reports. In the 1950 tabulations, the 17 size groups established in 1935 were reduced to 13, the size groups of 260 to 379 acres and 380 to 499 acres being combined into the group, 260 to 499 acres; the groups of 500 to 699 and 700 to 999 acres, into the group, 500 to 999 acres; and the groups of 1,000 to 4,999 acres, 5,000 to 9,999 acres, and 10,000 acres and over, being combined into the group, 1,000 acres and over.

Prior to 1900, a count only is available for farms classified by size. Beginning with 1900, the size-of-farm classification included, in addition to a count of farms, data for all land in farms, the more important classes of land according to use, and, except for 1935, the value of farms. For 1950, 1945, and 1940 data for the entire land use classification were tabulated by size of farm. In 1945, most of the major items covered in the census of agriculture were tabulated by States for a sample of farms for the 12 size groups for which data for 1950 are shown in this chapter. This special tabulation of the 1945 Census by size of farm appears in a special report of the 1945 Census of Agriculture entitled, "Farms and Farm Characteristics by Size of Farm."

**Size of farm as a measure of size of enterprise.**—Because of variations in the quality of land and its suitability for crops or for grazing, farms of similar size of enterprise as measured by their total output may vary greatly in land area. One farm may consist almost entirely of cropland, another may contain a large proportion of woodland or wasteland; again, one may be fertile and another marginal in its productivity. Grouping of farms solely on the basis of the total land area may bring together, in a single size group, farms representing numerous types of agriculture and variations in intensity of production. This is especially true when data for different geographic areas are brought together, such as in State, geographic division, region, or United States totals.

PERCENT OF ALL LAND IN FARMS REPRESENTED BY CROPLAND HARVESTED, BY SIZE OF FARM, FOR THE UNITED STATES: CENSUSES OF 1950 AND 1945

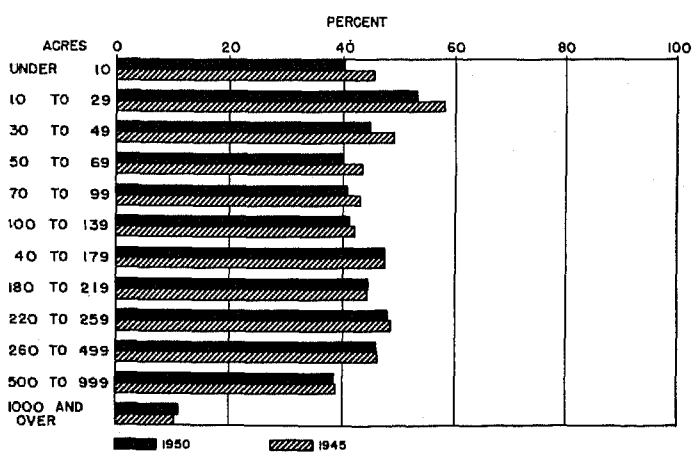


However, within areas which are relatively uniform as to land resources, types of farms, and farm practices, the total output is generally highly correlated with the land area in the farm. Thus, within those States and other areas having somewhat similar agriculture the averages per farm for most inventory and production items increase with an increase in the size of farm. This correlation between averages per farm reporting and size of farm is in evidence even for areas representing considerable diversity in quality of land and in types of farming.

## DEFINITIONS AND EXPLANATIONS

Definitions and explanations in this chapter are limited to those which have a particular significance in respect to the presentation of statistics by size of farm. Definitions and explanations of general application are included in the Introduction to this volume and those for specific items may be found in the chapters dealing with those subjects. For the exact phrasing of the inquiries, refer to the facsimile of the agriculture questionnaire shown in the Appendix.

**A farm.**—For the 1950 Census of Agriculture, places of 3 or more acres were counted as farms if the value of agricultural products in 1949, exclusive of home gardens, amounted to $150 or more. The agricultural products could have been either for home use or for sale. Places of less than 3 acres were counted as farms only if the value of sales of agricultural products in 1949 amounted to $150 or more. If a person had croppers or other tenants, the land assigned to each cropper or other tenant was considered a separate farm. Land retained by the landlord and worked by him with the help of family and/or hired labor was likewise considered a farm. Occasionally the land retained by the landlord represented pastureland (not assigned for the exclusive use of a cropper or other tenant), woodland, or wasteland. Such land, if 3 or more acres in size, was considered a farm for census purposes even though the agricultural operations on the retained land may have been insufficient to qualify as a farm.

If a person, who was paid a salary for operating farm land for others, managed land for two or more employers, all the land managed by him was considered one farm.

For the 1945 and earlier censuses of agriculture, the definition of a farm was somewhat more inclusive. From 1925 to 1945, farms for Census purposes included places of 3 or more acres on which there were agricultural operations, and places of less than 3 acres if the agricultural products for home use and for sale were valued at $250 or more.

The definition of a farm in the 1920 and 1910 Censuses was similar to that used from 1925 to 1940 but was somewhat more

PERCENT OF ALL LAND IN FARMS REPRESENTED BY LAND PASTURED, BY SIZE OF FARM, FOR THE UNITED STATES: 1949 AND 1944

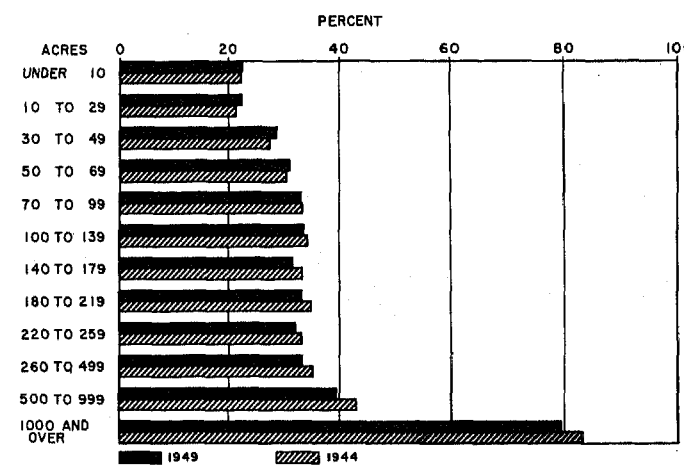

inclusive. In those years, farms of less than 3 acres with products valued at less than $250 were to be included provided they required the continuous services of at least one person.

In the definition for 1900, there were no criteria for minimum acreage or for value of production. Market and truck gardens, fruit orchards, nurseries, cranberry marshes, greenhouses, and city dairies were to be included provided the entire time of at least one person was devoted to their care. For 1890, 1880, and 1870, no tract of less than 3 acres was to be reported as a farm unless $500 worth of produce was actually sold from it during the year. For 1860, no definition was given the enumerator.

**Land in farms.**—The land to be included in each farm in 1950 was determined by asking the number of acres owned, the number of acres rented from others or worked on shares for others, and the acres rented to or worked on shares by others. The acres in the farm were obtained by adding the acres owned and the acres rented from or worked on shares for others, and subtracting the acres rented to or worked on shares by others. For a managed farm, the person in charge gave the total acreage managed for his employer. From the total managed acreage was subtracted any acreage which was rented to or cropped by others.

Land in farms includes considerable areas of land not actually under cultivation and some land not used for pasture or grazing. All woodland and wasteland owned by farm operators, or included in tracts rented from others, is included as land in farms unless such land was held for other than agricultural purposes, or unless the acreage of such land held by a farm operator was unusually large. If the total acreage of land owned, rented, or managed by a farm operator was 1,000 or more (5,000 or more in the Western States) and less than 10 percent of the total was used for crops, pasture, or grazing, or was rented to others, any woodland not grazed and any wasteland, in excess of the acreage used for agricultural purposes, were excluded from the farm area.

TABLE 2.—NUMBER OF FARMS UNDER 3 ACRES IN SIZE, PERCENT OF ALL FARMS, MINIMUM VALUE OF PRODUCTS, AND INDEX NUMBERS OF PRICES RECEIVED BY FARMERS; FOR THE UNITED STATES: 1880 TO 1950

[Figures for regions and States in table 12]

| Year | Farms under 3 acres in size | | Minimum value-of-products criterion (dollars) | | Index numbers of prices received by farmers[1] (August 1909–July 1914 =100) |
|---|---|---|---|---|---|
| | Number | Percent of all farms | All farm products sold or used by farm households | Farm products sold | |
| 1950 | 76,606 | 1.4 | ---------- | 150 | 256 |
| 1945 | 98,966 | 1.7 | 250 | ---------- | 206 |
| 1940 | 35,977 | .6 | 250 | ---------- | 100 |
| 1935 | 35,573 | .5 | 250 | ---------- | 109 |
| 1930 | 43,007 | .7 | 250 | ---------- | 125 |
| 1925 | 15,151 | .2 | 250 | ---------- | 156 |
| 1920 | 20,350 | .3 | [2] 250 | ---------- | 212 |
| 1910 | 18,033 | .3 | [2] 250 | ---------- | 103 |
| 1900 | 41,385 | .7 | [3] | [3] | (*) |
| 1890 | (*) | (*) | ---------- | 500 | (*) |
| 1880 | 4,352 | .1 | ---------- | 500 | (*) |

*Not available.

[1] From "Agricultural Statistics, 1950," table 678, United States Department of Agriculture. For 1910, the index number is for that calendar year. For all other years, each index number is for the calendar year preceding the census date.

[2] "Or requiring for its agricultural operations the continuous services of at least one person."

[3] No minimum limit used in the 1900 Census on value of products. "All agricultural establishments with less than three acres were reported as farms whenever their operation or management required the constant services of at least one individual."

Except for range open to community use and grazing lands used under government permit, all grazing land was to be included as land in farms. Land used rent free was to be included with land rented from others.

**Changes in size of farms.**—Changes in the definition of a farm have affected the number of farms included in the various censuses, particularly the number under 3 acres. The effect of changes in definition is discussed in the Introduction to this volume. Table 2 presents the number of farms under 3 acres for each census beginning with 1880, the minimal value criteria relating to such farms as given in the Census definitions, and the index numbers of prices received by farmers.

The change in 1950 in the procedures for determining the acreage in a farm resulted in a better enumeration of land controlled by farm operators.

Many of the changes in size of farm, other than those due to definitions and procedures, occurred because of places which are in and out of agriculture. At one census, such places may have sufficient agricultural production to be counted as farms and at another census, they may have no agricultural production or too limited production to be included as farms. For the most part, such places are small and represent rural homes. The increase in the number of persons living in rural areas who are employed in cities or are dependent on nonfarm incomes has been responsible for much of the general upward trend in the proportion of all farms represented by farms under 10 acres. Also, the variations in the agriculture on such places have been responsible for much of the fluctuation in the numbers included at each census. Table 3 shows the number of farms under 10 acres which have been included in each census beginning with 1880. Farms of under 10 acres increased from 139,241 in 1880 to a high of 594,561 in 1945, slightly more than a three-fold increase. From census to census, farms under 10 acres have shown fluctuations ranging from increases of 77.9 percent in the decade 1890 to 1900 and 59.2 percent in the 5-year period 1930 to 1935 to decreases of 18.4 percent from 1945 to 1950 and 13.8 percent from 1910 to 1920.

Much of the trend toward larger farms, as shown by the distribution of farms by size for the various censuses, has been due to the consolidation of farms into larger operating units made possible by increased mechanization.

TABLE 3.—NUMBER OF FARMS UNDER 10 ACRES IN SIZE, WITH LAND IN FARMS; FOR THE UNITED STATES: 1880 TO 1950

[Figures for regions and States in table 12]

| Year | Under 10 acres | | Under 3 acres | | 3 to 9 acres | |
|---|---|---|---|---|---|---|
| | Number of farms | Land in farms (acres) | Number of farms | Land in farms (acres) | Number of farms | Land in farms (acres) |
| 1950 | 484,914 | 2,437,584 | 76,606 | (*) | 408,308 | (*) |
| 1945 | 594,561 | 2,805,435 | 98,966 | 141,252 | 495,595 | 2,664,183 |
| 1940 | 506,402 | 2,667,754 | 35,977 | 50,946 | 470,425 | 2,616,808 |
| 1935 | 570,831 | 3,057,166 | 35,573 | 51,269 | 535,258 | 3,005,897 |
| 1930 | 358,504 | 1,908,370 | 43,007 | 61,338 | 315,497 | 1,847,032 |
| 1925 | 378,535 | 2,096,610 | 15,151 | 22,976 | 363,384 | 2,073,634 |
| 1920 | 288,772 | 1,600,287 | 20,350 | 33,613 | 268,422 | 1,566,674 |
| 1910 | 335,043 | (*) | 18,033 | (*) | 317,010 | (*) |
| 1900 | 267,229 | 1,477,379 | 41,385 | 78,715 | 225,844 | 1,398,664 |
| 1890 | 150,194 | (*) | (*) | (*) | (*) | (*) |
| 1880 | 139,241 | (*) | 4,352 | (*) | 134,889 | (*) |

*Not available.

NUMBER OF FARMS, 1880 TO 1950, AND LAND IN FARMS, 1900 TO 1950, BY SIZE OF FARM, FOR THE UNITED STATES



## Table 4.—NUMBER OF FARMS BY SIZE OF FARM,

[Data in reverse italics indicate size-of-farm groups shown for earlier censuses which do not represent

| | Size group | Number of farms | | | | | | | | | | | Increase or decrease (-) | | |
|---|---|---|---|---|---|---|---|---|---|---|---|---|---|---|---|
| | | | | | | | | | | | | | Number | | |
| | | 1950 | 1945 | 1940 | 1935 | 1930 | 1925 | 1920 | 1910 | 1900 | 1890 | 1880 | 1945 to 1950 | 1940 to 1945 | 1935 to 1940 |
| 1 | Total | 5,382,162 | 5,859,169 | 6,096,799 | 6,812,350 | 6,288,648 | 6,371,640 | 6,448,343 | 6,361,502 | 5,737,372 | 4,564,641 | 4,008,907 | -477,007 | -237,630 | -715,551 |
| 2 | Under 10 acres | 484,914 | 594,561 | 506,402 | 570,831 | 358,504 | 378,535 | 288,772 | 335,043 | 267,229 | 150,194 | 139,241 | -109,647 | 88,159 | -64,429 |
| 3 | Under 3 | 76,606 | 98,966 | 35,977 | 35,573 | 43,007 | 15,151 | 20,350 | 18,033 | 41,385 | (*) | 4,352 | -22,360 | 62,989 | 404 |
| 4 | 3 to 9 | 408,308 | 495,595 | 470,425 | 535,258 | 315,497 | 363,384 | 268,422 | 317,010 | 225,844 | (*) | 134,889 | -87,287 | 25,170 | -64,833 |
| 5 | 10 to 29 | 853,608 | 945,608 | 1,012,971 | 1,241,431 | (*) | (*) | (*) | (*) | (*) | (*) | (*) | -92,000 | -67,363 | -128,460 |
| 6 | 10 to 19 | (*) | (*) | 559,254 | 683,452 | 559,617 | 588,049 | 507,763 | 504,123 | 406,641 | 265,550 | 254,749 | (*) | (*) | -124,198 |
| 7 | 20 to 29 | (*) | (*) | 453,717 | 557,979 | (*) | (*) | (*) | (*) | (*) | (*) | (*) | (*) | (*) | -104,262 |
| 8 | 20 to 49 | (*) | (*) | 1,221,008 | 1,440,143 | 1,440,388 | 1,450,843 | 1,503,732 | 1,414,376 | 1,257,496 | 902,777 | 781,574 | (*) | (*) | -219,135 |
| 9 | 30 to 49 | 624,242 | 708,796 | 767,289 | 882,164 | (*) | (*) | (*) | (*) | (*) | (*) | (*) | -84,554 | -58,493 | -114,875 |
| 10 | 50 to 99 | 1,047,801 | 1,157,320 | 1,291,048 | 1,444,007 | 1,374,965 | 1,421,078 | 1,474,745 | 1,438,069 | 1,366,038 | 1,121,485 | 1,032,810 | -109,519 | -133,728 | -152,959 |
| 11 | 50 to 69 | 426,887 | 472,415 | 510,305 | 581,352 | (*) | (*) | (*) | (*) | (*) | (*) | (*) | -45,528 | -37,890 | -71,047 |
| 12 | 70 to 99 | 620,914 | 684,905 | 780,743 | 862,655 | (*) | (*) | (*) | (*) | (*) | (*) | (*) | -63,991 | -95,838 | -81,912 |
| 13 | 100 to 174 | (*) | (*) | 1,278,617 | 1,404,297 | 1,342,927 | 1,383,777 | 1,449,630 | 1,516,286 | 1,422,262 | | | (*) | (*) | -125,680 |
| 14 | 100 to 179 | 1,102,562 | 1,199,809 | 1,309,741 | 1,438,017 | (*) | (*) | (*) | (*) | (*) | | | -97,247 | -109,932 | -138,276 |
| 15 | 100 to 139 | 579,111 | 633,851 | 688,163 | 754,076 | (*) | (*) | (*) | (*) | (*) | | | -54,740 | -54,312 | -65,913 |
| 16 | 140 to 179 | 523,451 | 565,958 | 621,578 | 683,941 | (*) | (*) | (*) | (*) | (*) | | | -42,507 | -55,620 | -62,363 |
| 17 | 175 to 259 | (*) | (*) | 511,460 | 540,267 | 520,593 | 503,417 | 530,800 | 534,191 | 490,089 | 2,008,694 | 1,695,983 | (*) | (*) | -22,807 |
| 18 | 180 to 259 | 487,325 | 493,215 | 486,336 | 506,547 | (*) | (*) | (*) | (*) | (*) | | | -5,890 | 6,879 | -20,211 |
| 19 | 180 to 219 | 275,009 | 282,839 | 279,577 | 294,309 | (*) | (*) | (*) | (*) | (*) | | | -7,830 | 3,262 | -14,732 |
| 20 | 220 to 259 | 212,316 | 210,376 | 206,759 | 212,238 | (*) | (*) | (*) | (*) | (*) | | | 1,940 | 3,617 | -5,479 |
| 21 | 260 to 499 | 478,084 | 473,184 | 458,787 | 473,239 | 451,338 | 438,961 | 475,677 | 443,984 | 377,951 | | | 4,900 | 14,397 | -14,452 |
| 22 | 260 to 379 | (*) | 331,727 | 324,084 | 338,478 | (*) | (*) | (*) | (*) | (*) | (*) | (*) | (*) | 7,643 | -14,394 |
| 23 | 380 to 499 | (*) | 141,457 | 134,703 | 134,761 | (*) | (*) | (*) | (*) | (*) | (*) | (*) | (*) | 6,754 | -58 |
| 24 | 500 to 999 | 182,264 | 173,777 | 163,694 | 167,452 | 159,696 | 143,852 | 149,819 | 125,295 | 102,526 | 84,395 | 75,972 | 8,487 | 10,083 | -3,758 |
| 25 | 500 to 699 | (*) | 105,515 | 100,702 | 106,377 | (*) | (*) | (*) | (*) | (*) | (*) | (*) | (*) | 4,813 | -5,675 |
| 26 | 700 to 999 | (*) | 68,262 | 62,992 | 61,075 | (*) | (*) | (*) | (*) | (*) | (*) | (*) | (*) | 5,270 | 1,917 |
| 27 | 1,000 and over | 121,362 | 112,899 | 100,531 | 88,662 | 80,620 | 63,328 | 67,405 | 50,135 | 47,160 | 31,546 | 28,578 | 8,463 | 12,368 | 11,869 |
| 28 | 1,000 to 4,999 | (*) | 96,733 | 87,465 | 77,825 | 71,321 | 55,873 | 60,019 | (*) | (*) | (*) | (*) | (*) | 9,268 | 9,640 |
| 29 | 5,000 and over | (*) | 16,166 | 13,066 | 10,837 | 9,299 | 7,455 | 7,386 | (*) | (*) | (*) | (*) | (*) | 3,100 | 2,229 |
| 30 | 5,000 to 9,999 | (*) | 9,014 | 7,595 | 6,208 | 5,266 | (*) | (*) | (*) | (*) | (*) | (*) | (*) | 1,419 | 1,387 |
| 31 | 10,000 and over | (*) | 7,152 | 5,471 | 4,629 | 4,033 | (*) | (*) | (*) | (*) | (*) | (*) | (*) | 1,681 | 842 |

*Not available.
[1]0.05 percent or less.

## Table 5.—ALL LAND IN FARMS BY SIZE OF FARM,

[Data in reverse italics indicate size-of-farm groups shown for earlier censuses which do not represent subdivisions or consolidations of the 1950

| | Size group | All land in farms (acres) | | | | | | | | | Percent increase or decrease (-) | | | |
|---|---|---|---|---|---|---|---|---|---|---|---|---|---|---|
| | | 1950 | 1945 | 1940 | 1935 | 1930 | 1925 | 1920 | 1910 | 1900 | 1945 to 1950 | 1940 to 1945 | 1935 to 1940 | 1930 to 1935 |
| 1 | Total | 1,159,789,020 | 1,141,615,364 | 1,060,852,374 | 1,054,515,111 | 986,771,016 | 924,319,352 | 955,883,715 | 878,798,325 | 838,591,774 | 1.6 | 7.6 | 0.6 | 6.9 |
| 2 | Under 10 acres | 2,429,505 | 2,805,435 | 2,667,754 | 3,057,166 | 1,908,370 | 2,096,610 | 1,600,287 | | 1,477,379 | -13.4 | 5.2 | -12.7 | 60.2 |
| 3 | Under 3 | (*) | 141,252 | 50,946 | 51,269 | 61,338 | 22,976 | 33,613 | | 78,715 | (*) | 177.3 | -0.6 | -16.4 |
| 4 | 3 to 9 | (*) | 2,664,183 | 2,616,808 | 3,005,897 | 1,847,032 | 2,073,634 | 1,566,674 | 8,793,820 | 1,398,664 | (*) | 1.8 | -12.9 | 62.7 |
| 5 | 10 to 29 | 15,391,045 | 16,864,332 | 18,110,988 | 22,272,229 | (*) | (*) | (*) | | (*) | -8.7 | -6.9 | -18.7 | (*) |
| 6 | 10 to 19 | (*) | (*) | 7,606,515 | 9,369,179 | 7,789,332 | 8,059,701 | 7,086,941 | | 5,703,460 | (*) | (*) | -18.8 | 20.3 |
| 7 | 20 to 29 | (*) | (*) | 10,504,473 | 12,903,050 | (*) | (*) | (*) | (*) | (*) | (*) | (*) | -18.6 | (*) |
| 8 | 20 to 49 | (*) | (*) | 39,892,248 | 46,593,555 | 46,251,643 | 46,404,857 | 48,486,001 | 45,378,449 | 41,536,128 | (*) | (*) | -14.4 | 0.7 |
| 9 | 30 to 49 | 23,944,674 | 27,073,699 | 29,387,773 | 33,690,505 | (*) | (*) | (*) | (*) | (*) | -11.6 | -7.9 | -12.8 | (*) |
| 10 | 50 to 99 | 75,627,697 | 83,205,817 | 93,316,691 | 104,016,070 | 98,684,750 | 101,906,246 | 105,630,796 | 103,120,868 | 98,591,699 | -9.1 | -10.8 | -10.3 | 5.4 |
| 11 | 50 to 69 | 24,735,748 | 27,209,068 | 29,466,532 | 33,504,778 | (*) | (*) | (*) | (*) | (*) | -9.1 | -7.7 | -12.1 | (*) |
| 12 | 70 to 99 | 50,891,949 | 55,996,749 | 63,850,159 | 70,511,292 | (*) | (*) | (*) | (*) | (*) | -9.1 | -12.3 | -9.4 | (*) |
| 13 | 100 to 174 | (*) | (*) | 172,019,726 | 188,856,885 | 180,213,727 | 185,707,783 | 194,681,260 | 205,480,585 | 192,880,321 | (*) | (*) | -8.9 | 4.8 |
| 14 | 100 to 179 | 149,942,378 | 162,374,853 | 177,508,528 | 194,804,578 | (*) | (*) | (*) | (*) | (*) | -7.7 | -8.5 | -8.9 | (*) |
| 15 | 100 to 139 | 67,550,309 | 73,069,894 | 79,416,399 | 86,883,935 | (*) | (*) | (*) | (*) | (*) | -7.6 | -8.0 | -8.6 | (*) |
| 16 | 140 to 179 | 82,392,069 | 89,304,959 | 98,092,129 | 107,920,643 | (*) | (*) | (*) | (*) | (*) | -7.7 | -9.0 | -9.1 | (*) |
| 17 | 175 to 259 | (*) | (*) | 109,777,428 | 114,401,514 | 110,264,530 | 106,472,766 | 112,562,596 | | 103,282,053 | (*) | (*) | -4.0 | 3.8 |
| 18 | 180 to 259 | 105,388,091 | 105,802,025 | 104,288,626 | 108,461,621 | (*) | (*) | (*) | | (*) | -0.4 | 1.5 | -4.0 | (*) |
| 19 | 180 to 219 | 54,547,308 | 55,799,959 | 55,149,121 | 58,037,216 | (*) | (*) | (*) | 265,289,069 | (*) | -2.2 | 1.2 | -5.0 | (*) |
| 20 | 220 to 259 | 50,840,783 | 50,002,066 | 49,139,505 | 50,424,405 | (*) | (*) | (*) | | (*) | 1.7 | 1.8 | -2.5 | (*) |
| 21 | 260 to 499 | 166,583,952 | 164,647,588 | 159,568,522 | 164,268,435 | 156,521,810 | 151,731,222 | 164,244,399 | | 129,672,462 | 1.2 | 3.2 | -2.9 | 4.9 |
| 22 | 260 to 379 | (*) | 103,066,905 | 100,750,724 | 105,287,767 | (*) | (*) | (*) | (*) | (*) | (*) | 2.3 | -4.3 | (*) |
| 23 | 380 to 499 | (*) | 61,580,683 | 58,817,798 | 58,980,668 | (*) | (*) | (*) | (*) | (*) | (*) | 4.7 | -0.3 | (*) |
| 24 | 500 to 999 | 125,981,122 | 118,835,657 | 111,934,589 | 114,243,581 | 108,924,022 | 97,467,774 | 100,975,916 | 83,653,487 | 67,864,116 | 6.0 | 6.2 | -2.0 | 4.9 |
| 25 | 500 to 699 | (*) | 62,275,299 | 59,701,646 | 63,474,819 | (*) | (*) | (*) | (*) | (*) | (*) | 4.3 | -5.9 | (*) |
| 26 | 700 to 999 | (*) | 56,560,358 | 52,232,943 | 50,768,762 | (*) | (*) | (*) | (*) | (*) | (*) | 8.3 | -2.9 | (*) |
| 27 | 1,000 and over | 494,500,556 | 460,005,958 | 364,068,903 | 309,700,926 | 276,212,832 | 224,472,393 | 220,635,519 | 167,082,047 | 197,784,156 | 7.5 | 26.4 | 17.6 | 12.1 |
| 28 | 1,000 to 4,999 | (*) | 181,930,026 | 163,257,037 | 141,766,800 | 127,525,154 | 98,758,048 | 106,844,284 | (*) | (*) | (*) | 11.4 | 15.2 | 11.2 |
| 29 | 5,000 and over | (*) | 278,075,932 | 200,811,866 | 167,934,126 | 148,687,678 | 125,714,345 | 113,791,235 | (*) | (*) | (*) | 38.5 | 19.6 | 12.9 |
| 30 | 5,000 to 9,999 | (*) | 61,663,236 | 51,737,865 | 42,254,439 | 35,400,025 | (*) | (*) | (*) | (*) | (*) | 19.2 | 22.4 | 19.4 |
| 31 | 10,000 and over | (*) | 216,412,696 | 149,074,001 | 125,679,687 | 113,287,653 | (*) | (*) | (*) | (*) | (*) | 45.2 | 18.6 | 10.9 |

*Not available.
[1]0.05 percent or less.

## FOR THE UNITED STATES: 1880 TO 1950

subdivisions or consolidations of the 1950 classification. Figures for regions and States in table 10]

| Increase or decrease (-)—Continued | | | | | | | | | | | | | | Percent distribution | | | | | | | | | |
|---|---|---|---|---|---|---|---|---|---|---|---|---|---|---|---|---|---|---|---|---|---|---|---|
| Number—Continued | | | | Percent | | | | | | | | | | | | | | | | | | | |
| 1930 to 1935 | 1925 to 1930 | 1920 to 1925 | 1910 to 1920 | 1945 to 1950 | 1940 to 1945 | 1935 to 1940 | 1930 to 1935 | 1925 to 1930 | 1920 to 1925 | 1910 to 1920 | 1900 to 1910 | 1890 to 1900 | 1880 to 1890 | 1950 | 1945 | 1940 | 1935 | 1930 | 1925 | 1920 | 1910 | 1900 | |
| 523,702 | -82,992 | -76,703 | 86,841 | -8.1 | -3.9 | -10.5 | 8.3 | -1.3 | -1.2 | 1.4 | 10.9 | 25.7 | 13.9 | 100.0 | 100.0 | 100.0 | 100.0 | 100.0 | 100.0 | 100.0 | 100.0 | 100.0 | 1 |
| 212,327 | -20,031 | 89,763 | -46,271 | -18.4 | 17.4 | -11.3 | 59.2 | -5.3 | 31.1 | -13.8 | 25.4 | 77.9 | 7.9 | 9.0 | 10.1 | 8.3 | 8.4 | 5.7 | 5.9 | 4.5 | 5.3 | 4.7 | 2 |
| -7,434 | 27,856 | -5,199 | 2,317 | -22.6 | 175.1 | 1.1 | -17.3 | 183.9 | -25.5 | 12.8 | -56.4 | (*) | (*) | 1.4 | 1.7 | 0.6 | 0.5 | 0.7 | 0.2 | 0.3 | 0.3 | 0.7 | 3 |
| 219,761 | -47,887 | 94,962 | -48,588 | -17.6 | 5.4 | 12.1 | 69.7 | -13.2 | 35.4 | -15.3 | 40.4 | (*) | (*) | 7.6 | 8.5 | 7.7 | 7.9 | 5.0 | 5.7 | 4.2 | 5.0 | 3.9 | 4 |
| (*) | (*) | (*) | (*) | -9.7 | -6.7 | -10.3 | (*) | (*) | (*) | (*) | (*) | (*) | (*) | 15.9 | 16.1 | 16.6 | 18.2 | (*) | (*) | (*) | (*) | (*) | 5 |
| 123,835 | -28,432 | 80,286 | 3,640 | (*) | (*) | -18.2 | 22.1 | -4.8 | 15.8 | 0.7 | 24.0 | 53.1 | 4.2 | (*) | (*) | 9.2 | 10.0 | 8.9 | 9.2 | 7.9 | 7.9 | 7.1 | 6 |
| (*) | (*) | (*) | (*) | (*) | (*) | -18.7 | (*) | (*) | (*) | (*) | (*) | (*) | (*) | (*) | (*) | 7.4 | 8.2 | (*) | (*) | (*) | (*) | (*) | 7 |
| -245 | -10,255 | -53,089 | 89,356 | (*) | (*) | -15.2 | (1) | -0.7 | -3.5 | 8.3 | 12.5 | 39.3 | 15.5 | (*) | (*) | 20.0 | 21.1 | 22.9 | 22.8 | 23.3 | 22.2 | 21.9 | 8 |
| (*) | (*) | (*) | (*) | -11.9 | -7.6 | -13.0 | (*) | (*) | (*) | (*) | (*) | (*) | (*) | 11.6 | 12.1 | 12.6 | 12.9 | (*) | (*) | (*) | (*) | (*) | 9 |
| 69,042 | -46,113 | -53,667 | 36,676 | -9.5 | -10.4 | -10.6 | 5.0 | -3.2 | -3.6 | 2.6 | 5.3 | 21.8 | 8.6 | 19.5 | 19.8 | 21.2 | 21.2 | 21.9 | 22.3 | 22.9 | 22.6 | 23.8 | 10 |
| (*) | (*) | (*) | (*) | -9.6 | -7.4 | -12.2 | (*) | (*) | (*) | (*) | (*) | (*) | (*) | 7.9 | 8.1 | 8.4 | 8.5 | (*) | (*) | (*) | (*) | (*) | 11 |
| (*) | (*) | (*) | (*) | -9.3 | -12.3 | -9.5 | (*) | (*) | (*) | (*) | (*) | (*) | (*) | 11.5 | 11.7 | 12.8 | 12.7 | (*) | (*) | (*) | (*) | (*) | 12 |
| 51,370 | -40,850 | -65,853 | -88,656 | (*) | (*) | -8.9 | 4.8 | -3.0 | -4.5 | -4.4 | 6.6 | | | (*) | (*) | 21.0 | 20.6 | 21.4 | 21.7 | 22.5 | 23.6 | 24.8 | 13 |
| (*) | (*) | (*) | (*) | -8.1 | -8.4 | -9.6 | (*) | (*) | (*) | (*) | (*) | | | 20.5 | 20.5 | 21.5 | 21.1 | (*) | (*) | (*) | (*) | (*) | 14 |
| (*) | (*) | (*) | (*) | -8.6 | -7.9 | -8.7 | (*) | (*) | (*) | (*) | (*) | | | 10.8 | 10.8 | 11.3 | 11.1 | (*) | (*) | (*) | (*) | (*) | 15 |
| (*) | (*) | (*) | (*) | -7.5 | -8.9 | -9.2 | (*) | (*) | (*) | (*) | (*) | 14.0 | 16.4 | 9.7 | 9.7 | 10.2 | 10.0 | (*) | (*) | (*) | (*) | (*) | 16 |
| 19,674 | 17,176 | -27,383 | -3,391 | (*) | (*) | -4.2 | 3.8 | 3.4 | -5.2 | -0.6 | 9.0 | | | (*) | (*) | 8.5 | 7.9 | 8.3 | 7.9 | 8.2 | 8.4 | 8.5 | 17 |
| (*) | (*) | (*) | (*) | -1.2 | 1.4 | -4.0 | (*) | (*) | (*) | (*) | (*) | | | 9.1 | 8.4 | 8.0 | 7.4 | (*) | (*) | (*) | (*) | (*) | 18 |
| (*) | (*) | (*) | (*) | -2.8 | 1.2 | -5.0 | (*) | (*) | (*) | (*) | (*) | | | 5.1 | 4.8 | 4.6 | 4.3 | (*) | (*) | (*) | (*) | (*) | 19 |
| (*) | (*) | (*) | (*) | 0.9 | 1.7 | -2.6 | (*) | (*) | (*) | (*) | (*) | | | 3.9 | 3.6 | 3.4 | 3.1 | (*) | (*) | (*) | (*) | (*) | 20 |
| 21,901 | 12,377 | -36,716 | 31,693 | 1.0 | 3.1 | -3.1 | 4.9 | 2.8 | -7.7 | 7.1 | 17.5 | | | 8.9 | 8.1 | 7.5 | 6.9 | 7.2 | 6.9 | 7.4 | 7.0 | 6.6 | 21 |
| (*) | (*) | (*) | (*) | (*) | 2.4 | -4.3 | (*) | (*) | (*) | (*) | (*) | (*) | (*) | (*) | 5.7 | 5.3 | 5.0 | (*) | (*) | (*) | (*) | (*) | 22 |
| (*) | (*) | (*) | (*) | (*) | 5.0 | (1) | (*) | (*) | (*) | (*) | (*) | (*) | (*) | (*) | 2.4 | 2.2 | 2.0 | (*) | (*) | (*) | (*) | (*) | 23 |
| 7,756 | 15,844 | -5,967 | 24,524 | 4.9 | 6.2 | -2.2 | 4.9 | 11.0 | -4.0 | 19.6 | 22.2 | 21.5 | 11.1 | 3.4 | 3.0 | 2.7 | 2.5 | 2.5 | 2.3 | 2.3 | 2.0 | 1.8 | 24 |
| (*) | (*) | (*) | (*) | (*) | 4.8 | -5.3 | (*) | (*) | (*) | (*) | (*) | (*) | (*) | (*) | 1.8 | 1.7 | 1.6 | (*) | (*) | (*) | (*) | (*) | 25 |
| (*) | (*) | (*) | (*) | (*) | 8.4 | 3.1 | (*) | (*) | (*) | (*) | (*) | (*) | (*) | (*) | 1.2 | 1.0 | 0.9 | (*) | (*) | (*) | (*) | (*) | 26 |
| 8,042 | 17,292 | -4,077 | 17,270 | 7.5 | 12.3 | 13.4 | 10.0 | 27.3 | -6.0 | 34.4 | 6.3 | 49.5 | 10.4 | 2.3 | 1.9 | 1.6 | 1.3 | 1.3 | 1.0 | 1.0 | 0.8 | 0.8 | 27 |
| 6,504 | 15,448 | -4,146 | (*) | (*) | 10.6 | 12.4 | 9.1 | 27.6 | -6.9 | (*) | (*) | (*) | (*) | (*) | 1.7 | 1.4 | 1.1 | 1.1 | 0.9 | 0.9 | (*) | (*) | 28 |
| 1,538 | 1,844 | 69 | (*) | (*) | 23.7 | 20.6 | 16.5 | 24.7 | 0.9 | (*) | (*) | (*) | (*) | (*) | 0.3 | 0.2 | 0.2 | 0.1 | 0.1 | 0.1 | (*) | (*) | 29 |
| 942 | (*) | (*) | (*) | (*) | 18.7 | 22.3 | 17.9 | (*) | (*) | (*) | (*) | (*) | (*) | (*) | 0.2 | 0.1 | 0.1 | 0.1 | (*) | (*) | (*) | (*) | 30 |
| 596 | (*) | (*) | (*) | (*) | 30.7 | 18.2 | 14.8 | (*) | (*) | (*) | (*) | (*) | (*) | (*) | 0.1 | 0.1 | 0.1 | 0.1 | (*) | (*) | (*) | (*) | 31 |

## FOR THE UNITED STATES: 1900 TO 1950

classification. All 1950 data are based on reports for only a sample of farms. See text. Figures for regions and States in tables 9 and 10]

| Percent increase or decrease (-)—Continued | | | | Average acreage per farm | | | | | | | | | Percent distribution | | | | | | | | |
|---|---|---|---|---|---|---|---|---|---|---|---|---|---|---|---|---|---|---|---|---|---|
| 1925 to 1930 | 1920 to 1925 | 1910 to 1920 | 1900 to 1910 | 1950 | 1945 | 1940 | 1935 | 1930 | 1925 | 1920 | 1910 | 1900 | 1950 | 1945 | 1940 | 1935 | 1930 | 1925 | 1920 | 1910 | |
| 6.8 | -3.3 | 8.8 | 4.8 | 215.6 | 194.8 | 174.0 | 154.8 | 156.9 | 145.1 | 148.2 | 138.1 | 146.2 | 100.0 | 100.0 | 100.0 | 100.0 | 100.0 | 100.0 | 100.0 | 100.0 | 1 |
| -9.0 | 31.0 | | | 5.1 | 4.7 | 5.3 | 5.4 | 5.3 | 5.5 | 5.5 | | 5.5 | 0.2 | 0.2 | 0.3 | 0.3 | 0.2 | 0.2 | 0.2 | | 2 |
| 167.0 | -31.6 | | | (*) | 1.4 | 1.4 | 1.4 | 1.4 | 1.5 | 1.7 | | 1.9 | (*) | (1) | (1) | (1) | (1) | (1) | (1) | | 3 |
| -10.9 | 32.4 | -1.2 | 22.5 | (*) | 5.4 | 5.6 | 5.6 | 5.9 | 5.7 | 5.8 | 10.5 | 6.2 | (*) | 0.2 | 0.2 | 0.3 | 0.2 | 0.2 | 0.2 | 1.0 | 4 |
| (*) | (*) | | | 18.0 | 17.8 | 17.9 | 17.9 | (*) | (*) | (*) | | (*) | 1.3 | 1.5 | 1.7 | 2.1 | (*) | (*) | (*) | | 5 |
| -3.4 | 13.7 | | | (*) | (*) | 13.6 | 13.7 | 13.9 | 13.7 | 14.0 | | 14.0 | (*) | (*) | 0.7 | 0.9 | 0.8 | 0.9 | 0.7 | | 6 |
| (*) | (*) | (*) | (*) | (*) | (*) | 23.2 | 23.1 | (*) | (*) | (*) | (*) | (*) | (*) | (*) | 1.0 | 1.2 | (*) | (*) | (*) | (*) | 7 |
| -0.3 | -4.3 | 6.8 | 9.3 | (*) | (*) | 32.7 | 32.4 | 32.1 | 32.0 | 32.2 | 32.1 | 33.0 | (*) | (*) | 3.8 | 4.4 | 4.7 | 5.0 | 5.1 | 5.2 | 8 |
| (*) | (*) | (*) | (*) | 38.4 | 38.2 | 38.3 | 38.2 | (*) | (*) | (*) | (*) | (*) | 2.1 | 2.4 | 2.8 | 3.2 | (*) | (*) | (*) | (*) | 9 |
| -3.2 | -3.5 | 2.4 | 4.6 | 72.3 | 71.9 | 72.3 | 72.0 | 71.8 | 71.7 | 71.6 | 71.7 | 72.2 | 6.5 | 7.3 | 8.8 | 9.9 | 10.0 | 11.0 | 11.1 | 11.7 | 10 |
| (*) | (*) | (*) | (*) | 58.1 | 57.6 | 57.7 | 57.6 | (*) | (*) | (*) | (*) | (*) | 2.1 | 2.4 | 2.8 | 3.2 | (*) | (*) | (*) | (*) | 11 |
| (*) | (*) | (*) | (*) | 82.1 | 81.8 | 81.8 | 81.7 | (*) | (*) | (*) | (*) | (*) | 4.4 | 4.9 | 6.0 | 6.7 | (*) | (*) | (*) | (*) | 12 |
| -3.0 | -4.6 | -5.3 | 6.6 | (*) | (*) | 134.5 | 134.5 | 134.2 | 134.2 | 134.3 | 135.5 | 135.5 | (*) | (*) | 16.2 | 17.9 | 18.3 | 20.1 | 20.4 | 23.4 | 13 |
| (*) | (*) | (*) | (*) | 135.9 | 135.3 | 135.5 | 135.5 | (*) | (*) | (*) | (*) | (*) | 12.9 | 14.2 | 16.7 | 18.5 | (*) | (*) | (*) | (*) | 14 |
| (*) | (*) | (*) | (*) | 116.2 | 115.3 | 115.4 | 115.2 | (*) | (*) | (*) | (*) | (*) | 5.8 | 6.4 | 7.5 | 8.2 | (*) | (*) | (*) | (*) | 15 |
| (*) | (*) | (*) | (*) | 157.8 | 157.8 | 157.8 | 157.8 | (*) | (*) | (*) | (*) | (*) | 7.1 | 7.8 | 9.2 | 10.2 | (*) | (*) | (*) | (*) | 16 |
| 3.6 | -5.4 | | | (*) | (*) | 212.1 | 211.8 | 211.8 | 211.5 | 212.1 | | 210.8 | (*) | (*) | 10.3 | 10.8 | 11.2 | 11.5 | 11.8 | | 17 |
| (*) | (*) | | | 215.0 | 214.5 | 214.4 | 214.1 | (*) | (*) | (*) | | (*) | 9.1 | 9.3 | 9.8 | 10.3 | (*) | (*) | (*) | | 18 |
| (*) | (*) | 4.3 | 13.9 | 197.4 | 197.3 | 197.3 | 197.2 | (*) | (*) | (*) | 271.2 | (*) | 4.7 | 4.9 | 5.2 | 5.5 | (*) | (*) | (*) | 30.2 | 19 |
| (*) | (*) | | | 237.6 | 237.7 | 237.7 | 237.6 | (*) | (*) | (*) | | (*) | 4.4 | 4.4 | 4.6 | 4.8 | (*) | (*) | (*) | | 20 |
| 3.2 | -7.6 | | | 348.8 | 348.0 | 347.8 | 347.1 | 346.8 | 345.7 | 345.3 | | 343.1 | 14.4 | 14.4 | 15.0 | 15.6 | 15.9 | 16.4 | 17.2 | | 21 |
| (*) | (*) | (*) | (*) | (*) | 310.7 | 310.9 | 311.1 | (*) | (*) | (*) | (*) | (*) | (*) | 9.0 | 9.5 | 10.0 | (*) | (*) | (*) | (*) | 22 |
| (*) | (*) | (*) | (*) | (*) | 435.3 | 436.6 | 437.7 | (*) | (*) | (*) | (*) | (*) | (*) | 5.4 | 5.5 | 5.6 | (*) | (*) | (*) | (*) | 23 |
| 11.8 | -3.5 | 20.7 | 23.3 | 685.0 | 683.8 | 683.8 | 682.2 | 682.1 | 677.6 | 674.0 | 667.7 | 661.9 | 10.9 | 10.4 | 10.6 | 10.8 | 11.0 | 10.5 | 10.6 | 9.5 | 24 |
| (*) | (*) | (*) | (*) | (*) | 590.2 | 592.9 | 596.7 | (*) | (*) | (*) | (*) | (*) | (*) | 5.5 | 5.6 | 6.0 | (*) | (*) | (*) | (*) | 25 |
| (*) | (*) | (*) | (*) | (*) | 828.6 | 829.2 | 831.3 | (*) | (*) | (*) | (*) | (*) | (*) | 5.0 | 4.9 | 4.8 | (*) | (*) | (*) | (*) | 26 |
| 23.0 | 1.7 | 32.1 | -15.5 | 4,084.7 | 4,074.5 | 3,621.5 | 3,493.1 | 3,426.1 | 3,544.6 | 3,273.3 | 3,332.6 | 4,193.9 | 42.6 | 40.3 | 34.3 | 29.4 | 28.0 | 24.3 | 23.1 | 19.0 | 27 |
| 29.1 | -7.6 | (*) | (*) | (*) | 1,880.7 | 1,866.5 | 1,821.6 | 1,788.0 | 1,767.5 | 1,780.2 | (*) | (*) | (*) | 15.9 | 15.4 | 13.4 | 12.9 | 10.7 | 11.2 | (*) | 28 |
| 18.3 | 10.5 | (*) | (*) | (*) | 17,201.3 | 15,369.0 | 15,496.4 | 15,989.6 | 16,863.1 | 15,406.3 | (*) | (*) | (*) | 24.4 | 18.9 | 15.9 | 15.1 | 13.6 | 11.9 | (*) | 29 |
| (*) | (*) | (*) | (*) | (*) | 6,840.8 | 6,812.1 | 6,806.4 | 6,722.4 | (*) | (*) | (*) | (*) | (*) | 5.4 | 4.9 | 4.0 | 3.6 | (*) | (*) | (*) | 30 |
| (*) | (*) | (*) | (*) | (*) | 30,259.0 | 27,248.0 | 27,150.5 | 28,090.2 | (*) | (*) | (*) | (*) | (*) | 19.0 | 14.1 | 11.9 | 11.5 | (*) | (*) | (*) | 31 |

## Table 6.–AVERAGE VALUE OF FARMS (LAND AND BUILDINGS) PER FARM AND PER ACRE, BY SIZE OF FARM; FOR THE UNITED STATES: 1900 TO 1950

[Data in reverse italics indicate size-of-farm groups shown for earlier censuses which do not represent subdivisions or consolidations of the 1950 classification. Data for 1950 are based on reports for only a sample of farms. See text]

| Size group | Average per farm (dollars) | | | | | | | | Average per acre (dollars) | | | | | | | |
|---|---|---|---|---|---|---|---|---|---|---|---|---|---|---|---|---|
| | 1950 | 1945 | 1940 | 1930 | 1925 | 1920 | 1910 | 1900 | 1950 | 1945 | 1940 | 1930 | 1925 | 1920 | 1910 | 1900 |
| Total | 13,911 | 7,917 | 5,518 | 7,614 | 7,764 | 10,284 | 5,471 | 2,896 | 66.75 | 40.63 | 31.71 | 48.52 | 53.52 | 69.38 | 39.60 | 19.81 |
| Under 10 acres | 5,522 | 2,889 | 2,204 | 3,286 | | | | | 1,066.55 | 612.30 | 418.39 | 617.36 | | | | |
| Under 3 | (*) | 2,909 | 3,322 | 4,356 | | | | | (*) | 2,038.32 | 2,346.20 | 3,054.26 | | | | |
| 3 to 9 | (*) | 2,885 | 2,119 | 3,140 | 2,570 | 2,628 | 1,561 | 939 | (*) | 536.69 | 380.86 | 536.44 | 244.55 | 240.95 | 148.96 | 88.11 |
| 10 to 29 | 4,981 | 2,915 | 2,047 | (*) | | | | | 272.10 | 163.43 | 114.50 | (*) | | | | |
| 10 to 19 | (*) | (*) | 2,019 | 2,675 | | | | | (*) | (*) | 148.41 | 192.15 | | | | |
| 20 to 29 | (*) | (*) | 2,082 | (*) | (*) | (*) | (*) | (*) | (*) | (*) | 89.94 | (*) | (*) | (*) | (*) | (*) |
| 20 to 49 | (*) | (*) | 2,268 | 2,916 | 2,939 | 3,273 | 1,757 | 1,058 | (*) | (*) | 99.42 | 90.80 | 91.88 | 101.55 | 54.77 | 31.88 |
| 30 to 49 | 5,586 | 3,275 | 2,378 | (*) | (*) | (*) | (*) | (*) | 144.25 | 85.75 | 62.09 | (*) | (*) | (*) | (*) | (*) |
| 50 to 99 | 7,760 | 4,793 | 3,572 | 4,935 | 5,209 | 6,337 | 3,497 | 2,067 | 106.67 | 66.67 | 49.42 | 68.76 | 72.64 | 88.47 | 48.77 | 28.64 |
| 50 to 69 | 6,727 | 4,062 | 3,025 | (*) | (*) | (*) | (*) | (*) | 114.94 | 70.53 | 52.38 | (*) | (*) | (*) | (*) | (*) |
| 70 to 99 | 8,460 | 5,298 | 3,930 | (*) | (*) | (*) | (*) | (*) | 102.68 | 64.80 | 48.06 | (*) | (*) | (*) | (*) | (*) |
| 100 to 174 | (*) | (*) | 5,974 | 8,640 | 9,422 | 12,293 | 6,203 | 3,314 | (*) | (*) | 44.41 | 64.39 | 70.21 | 91.54 | 45.77 | 24.48 |
| 100 to 179 | 13,138 | 8,192 | 6,007 | (*) | (*) | (*) | (*) | (*) | 96.27 | 60.53 | 44.32 | (*) | (*) | (*) | (*) | (*) |
| 100 to 139 | 10,977 | 6,867 | 5,152 | (*) | (*) | (*) | (*) | (*) | 94.04 | 59.57 | 44.64 | (*) | (*) | (*) | (*) | (*) |
| 140 to 179 | 15,524 | 9,676 | 6,954 | (*) | (*) | (*) | (*) | (*) | 98.04 | 61.32 | 44.07 | (*) | (*) | (*) | (*) | (*) |
| 175 to 259 | (*) | (*) | 9,213 | 13,533 | | | | | (*) | (*) | 43.43 | 63.90 | | | | |
| 180 to 259 | 20,306 | 12,853 | 9,333 | (*) | | | | | 94.31 | 59.92 | 43.52 | (*) | | | | |
| 180 to 219 | 18,442 | 11,538 | 8,438 | (*) | 16,796 | 22,732 | 12,025 | 5,931 | 93.19 | 58.48 | 42.78 | (*) | 61.30 | 82.65 | 44.34 | 22.10 |
| 220 to 259 | 22,708 | 14,622 | 10,542 | (*) | | | | | 95.52 | 61.52 | 44.36 | (*) | | | | |
| 260 to 499 | 27,969 | 17,220 | 12,180 | 17,834 | | | | | 80.03 | 49.45 | 35.02 | 51.42 | | | | |
| 260 to 379 | (*) | 16,336 | 11,589 | (*) | (*) | (*) | (*) | (*) | (*) | 52.58 | 37.28 | (*) | (*) | (*) | (*) | (*) |
| 380 to 499 | (*) | 19,293 | 13,603 | (*) | (*) | (*) | (*) | (*) | (*) | 44.32 | 31.15 | (*) | (*) | (*) | (*) | (*) |
| 500 to 999 | 39,422 | 22,996 | 15,825 | 22,386 | 22,676 | 31,542 | 19,819 | 9,244 | 57.53 | 33.63 | 23.14 | 32.82 | 33.47 | 46.80 | 29.68 | 13.97 |
| 500 to 699 | (*) | 21,658 | 14,931 | (*) | (*) | (*) | (*) | (*) | (*) | 36.70 | 25.19 | (*) | (*) | (*) | (*) | (*) |
| 700 to 999 | (*) | 25,063 | 17,253 | (*) | (*) | (*) | (*) | (*) | (*) | 30.25 | 20.81 | (*) | (*) | (*) | (*) | (*) |
| 1,000 and over | 92,478 | 50,783 | 34,120 | 48,953 | 50,368 | 67,213 | 46,376 | 21,735 | 24.23 | 12.46 | 9.42 | 14.29 | 14.21 | 20.53 | 13.92 | 5.18 |
| 1,000 to 4,999 | (*) | 38,054 | 25,557 | 37,614 | (*) | (*) | (*) | (*) | (*) | 20.23 | 13.69 | 21.04 | (*) | (*) | (*) | (*) |
| 5,000 and over | (*) | 126,950 | 91,438 | 135,917 | (*) | (*) | (*) | (*) | (*) | 7.38 | 5.95 | 8.50 | (*) | (*) | (*) | (*) |
| 5,000 to 9,999 | (*) | 77,475 | 57,293 | 82,262 | (*) | (*) | (*) | (*) | (*) | 11.33 | 8.41 | 12.24 | (*) | (*) | (*) | (*) |
| 10,000 and over | (*) | 189,305 | 138,838 | 205,977 | (*) | (*) | (*) | (*) | (*) | 6.26 | 5.10 | 7.33 | (*) | (*) | (*) | (*) |

*Not available.

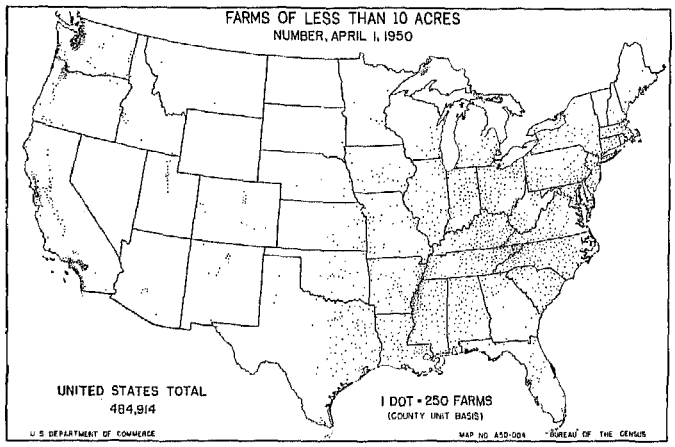
FARMS OF LESS THAN 10 ACRES
NUMBER, APRIL 1, 1950
UNITED STATES TOTAL
484,914
1 DOT = 250 FARMS
(COUNTY UNIT BASIS)
U.S. DEPARTMENT OF COMMERCE
MAP NO. A50-004
BUREAU OF THE CENSUS

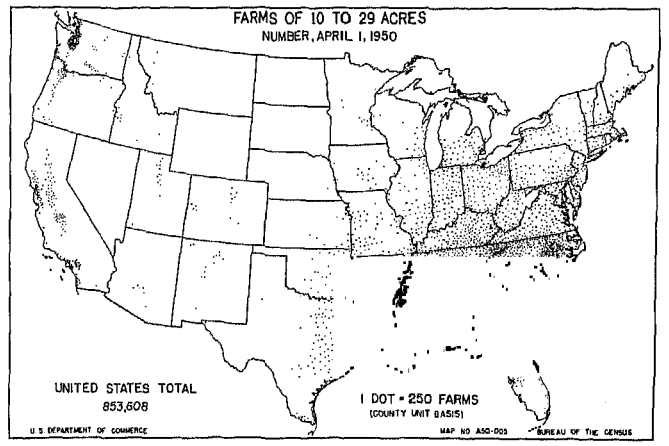
FARMS OF 10 TO 29 ACRES
NUMBER, APRIL 1, 1950
UNITED STATES TOTAL
853,608
1 DOT = 250 FARMS
(COUNTY UNIT BASIS)
U.S. DEPARTMENT OF COMMERCE
MAP NO. A50-005
BUREAU OF THE CENSUS

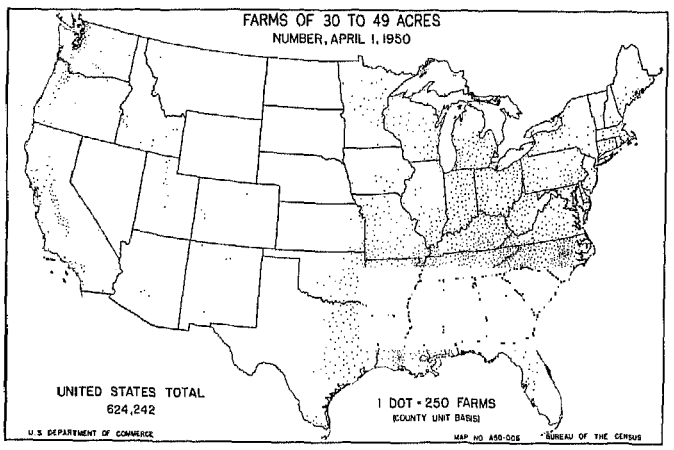
FARMS OF 30 TO 49 ACRES
NUMBER, APRIL 1, 1950
UNITED STATES TOTAL
624,242
1 DOT = 250 FARMS
(COUNTY UNIT BASIS)
U.S. DEPARTMENT OF COMMERCE
MAP NO. A50-006
BUREAU OF THE CENSUS

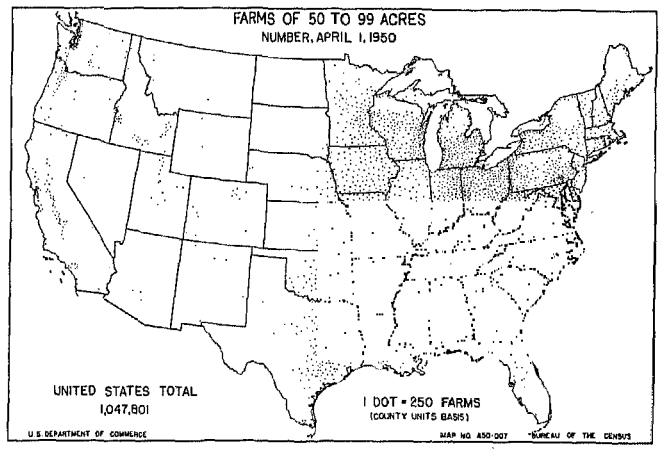
FARMS OF 50 TO 99 ACRES
NUMBER, APRIL 1, 1950
UNITED STATES TOTAL
1,047,801
1 DOT = 250 FARMS
(COUNTY UNITS BASIS)
U.S. DEPARTMENT OF COMMERCE
MAP NO. A50-007
BUREAU OF THE CENSUS

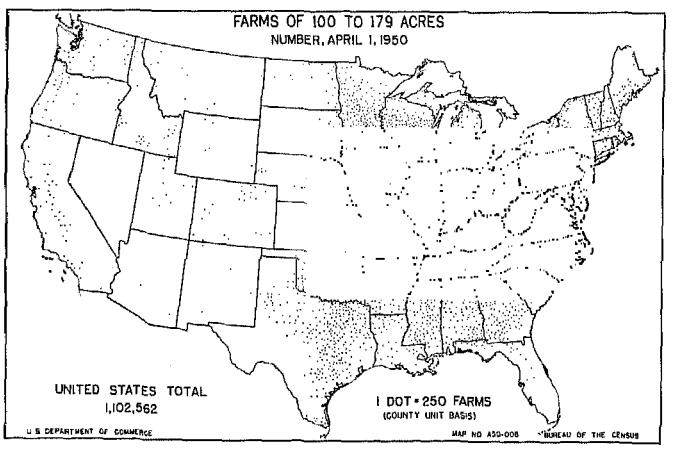
FARMS OF 100 TO 179 ACRES
NUMBER, APRIL 1, 1950
UNITED STATES TOTAL
1,102,562
1 DOT = 250 FARMS
(COUNTY UNIT BASIS)
U.S. DEPARTMENT OF COMMERCE
MAP NO. A50-008
BUREAU OF THE CENSUS

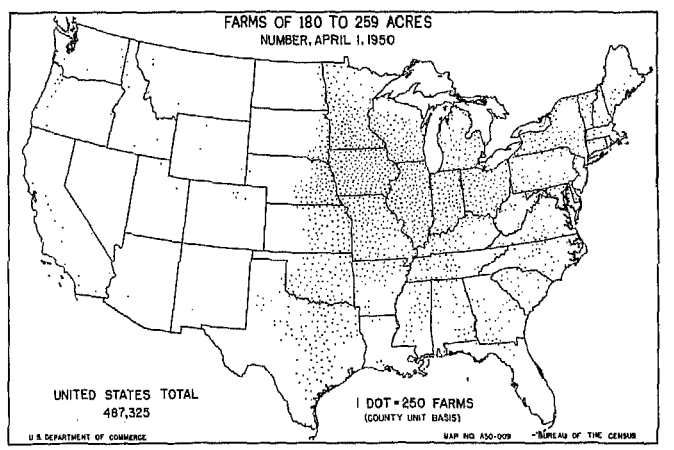
FARMS OF 180 TO 259 ACRES
NUMBER, APRIL 1, 1950
UNITED STATES TOTAL
487,325
1 DOT = 250 FARMS
(COUNTY UNIT BASIS)
U.S. DEPARTMENT OF COMMERCE
MAP NO. A50-009
BUREAU OF THE CENSUS

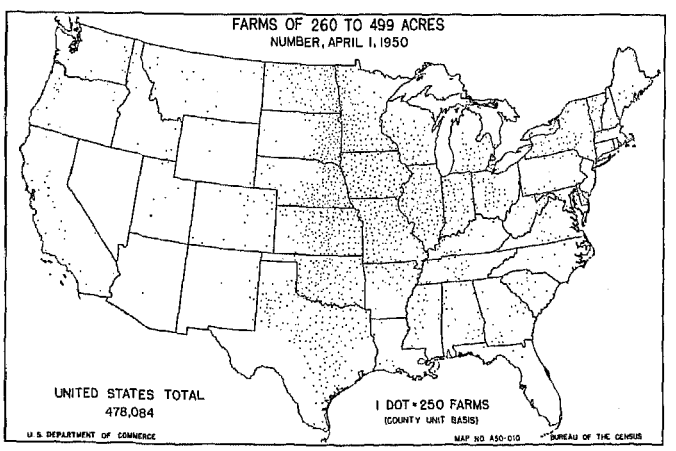
FARMS OF 260 TO 499 ACRES
NUMBER, APRIL 1, 1950
UNITED STATES TOTAL
478,084
1 DOT = 250 FARMS
(COUNTY UNIT BASIS)
U.S. DEPARTMENT OF COMMERCE
MAP NO. A50-010
BUREAU OF THE CENSUS

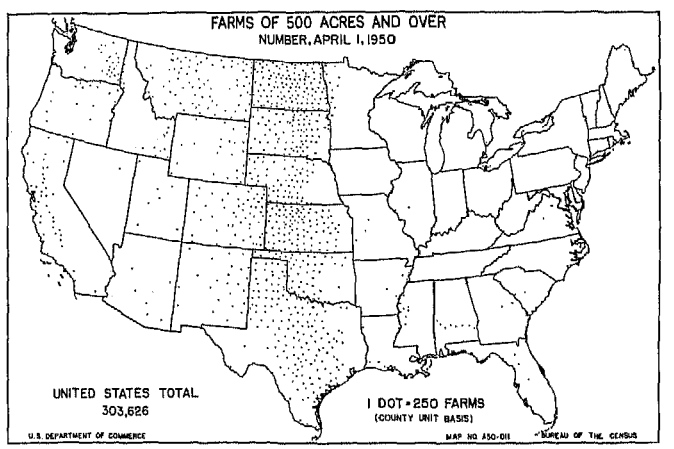
FARMS OF 500 ACRES AND OVER
NUMBER, APRIL 1, 1950
UNITED STATES TOTAL
303,626
1 DOT = 250 FARMS
(COUNTY UNIT BASIS)
U.S. DEPARTMENT OF COMMERCE
MAP NO. A50-011
BUREAU OF THE CENSUS

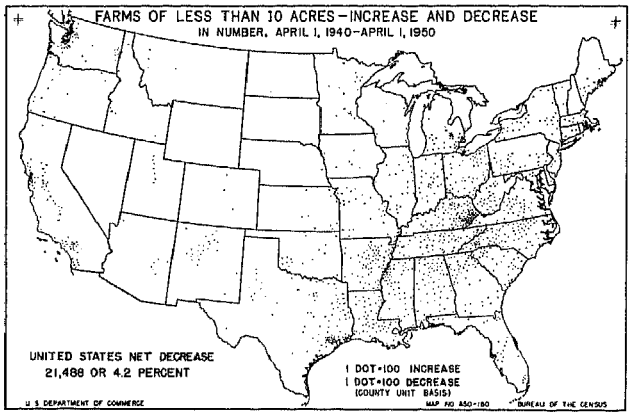
FARMS OF LESS THAN 10 ACRES—INCREASE AND DECREASE
IN NUMBER, APRIL 1, 1940—APRIL 1, 1950
UNITED STATES NET DECREASE
21,488 OR 4.2 PERCENT
1 DOT=100 INCREASE
1 DOT=100 DECREASE
(COUNTY UNIT BASIS)
U. S. DEPARTMENT OF COMMERCE
MAP NO. A50-180
BUREAU OF THE CENSUS

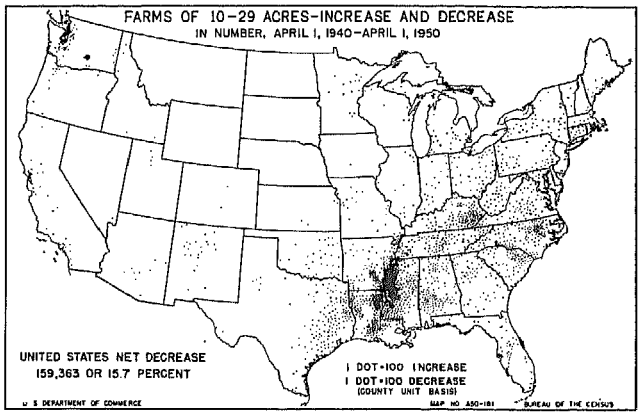
FARMS OF 10-29 ACRES—INCREASE AND DECREASE
IN NUMBER, APRIL 1, 1940—APRIL 1, 1950
UNITED STATES NET DECREASE
159,363 OR 15.7 PERCENT
1 DOT=100 INCREASE
1 DOT=100 DECREASE
(COUNTY UNIT BASIS)
U. S. DEPARTMENT OF COMMERCE
MAP NO. A50-181
BUREAU OF THE CENSUS

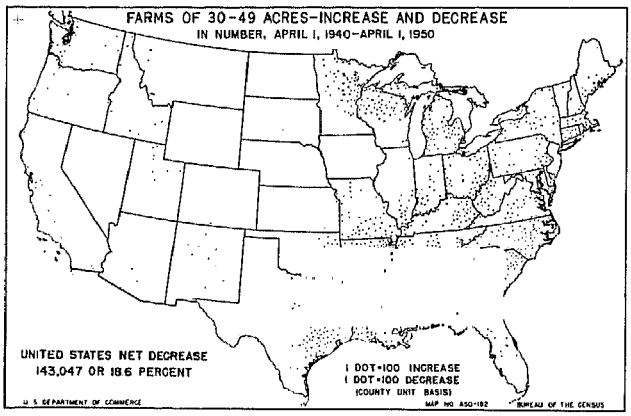
FARMS OF 30-49 ACRES—INCREASE AND DECREASE
IN NUMBER, APRIL 1, 1940—APRIL 1, 1950
UNITED STATES NET DECREASE
143,047 OR 18.6 PERCENT
1 DOT=100 INCREASE
1 DOT=100 DECREASE
(COUNTY UNIT BASIS)
U. S. DEPARTMENT OF COMMERCE
MAP NO. A50-182
BUREAU OF THE CENSUS

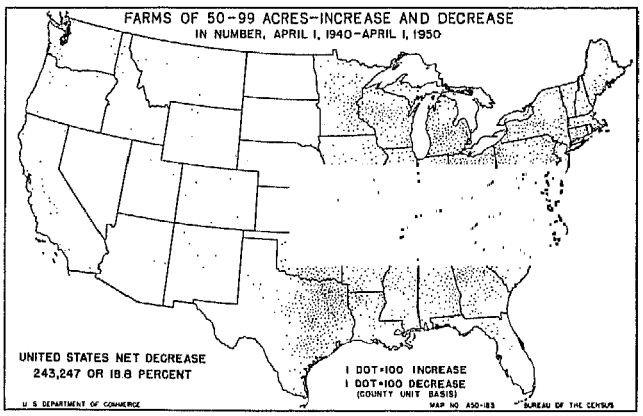
FARMS OF 50-99 ACRES—INCREASE AND DECREASE
IN NUMBER, APRIL 1, 1940—APRIL 1, 1950
UNITED STATES NET DECREASE
243,247 OR 18.8 PERCENT
1 DOT=100 INCREASE
1 DOT=100 DECREASE
(COUNTY UNIT BASIS)
U. S. DEPARTMENT OF COMMERCE
MAP NO. A50-183
BUREAU OF THE CENSUS

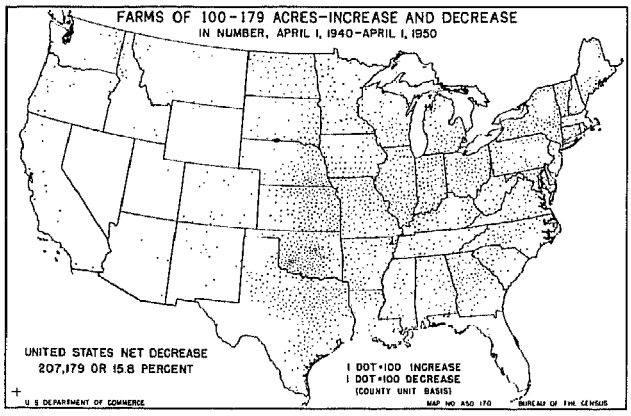
FARMS OF 100-179 ACRES—INCREASE AND DECREASE
IN NUMBER, APRIL 1, 1940—APRIL 1, 1950
UNITED STATES NET DECREASE
207,179 OR 15.8 PERCENT
1 DOT=100 INCREASE
1 DOT=100 DECREASE
(COUNTY UNIT BASIS)
U. S. DEPARTMENT OF COMMERCE
MAP NO. A50-170
BUREAU OF THE CENSUS

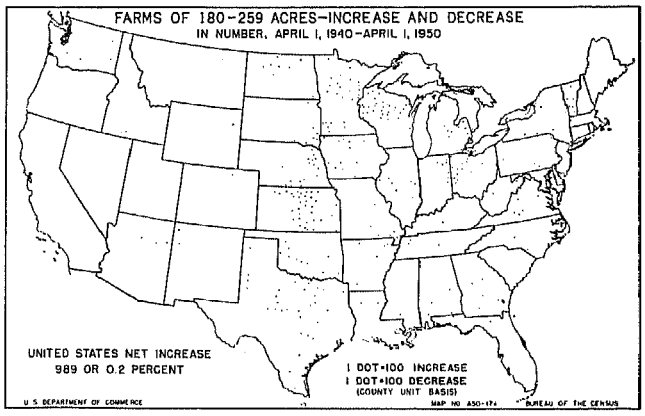
FARMS OF 180-259 ACRES—INCREASE AND DECREASE
IN NUMBER, APRIL 1, 1940—APRIL 1, 1950
UNITED STATES NET INCREASE
989 OR 0.2 PERCENT
1 DOT=100 INCREASE
1 DOT=100 DECREASE
(COUNTY UNIT BASIS)
U. S. DEPARTMENT OF COMMERCE
MAP NO. A50-174
BUREAU OF THE CENSUS

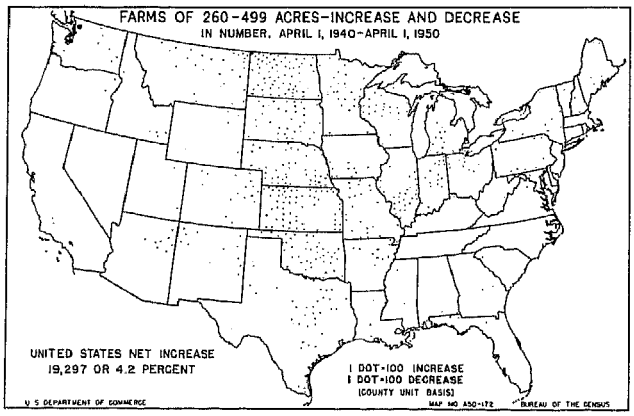
FARMS OF 260-499 ACRES—INCREASE AND DECREASE
IN NUMBER, APRIL 1, 1940—APRIL 1, 1950
UNITED STATES NET INCREASE
19,297 OR 4.2 PERCENT
1 DOT=100 INCREASE
1 DOT=100 DECREASE
(COUNTY UNIT BASIS)
U. S. DEPARTMENT OF COMMERCE
MAP NO. A50-172
BUREAU OF THE CENSUS

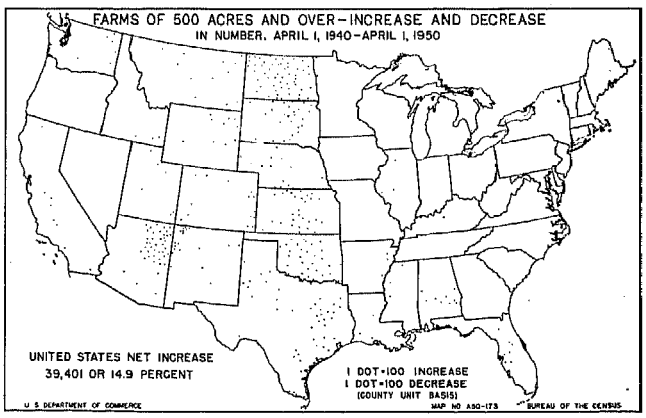
FARMS OF 500 ACRES AND OVER—INCREASE AND DECREASE
IN NUMBER, APRIL 1, 1940—APRIL 1, 1950
UNITED STATES NET INCREASE
39,401 OR 14.9 PERCENT
1 DOT=100 INCREASE
1 DOT=100 DECREASE
(COUNTY UNIT BASIS)
U. S. DEPARTMENT OF COMMERCE
MAP NO. A50-173
BUREAU OF THE CENSUS

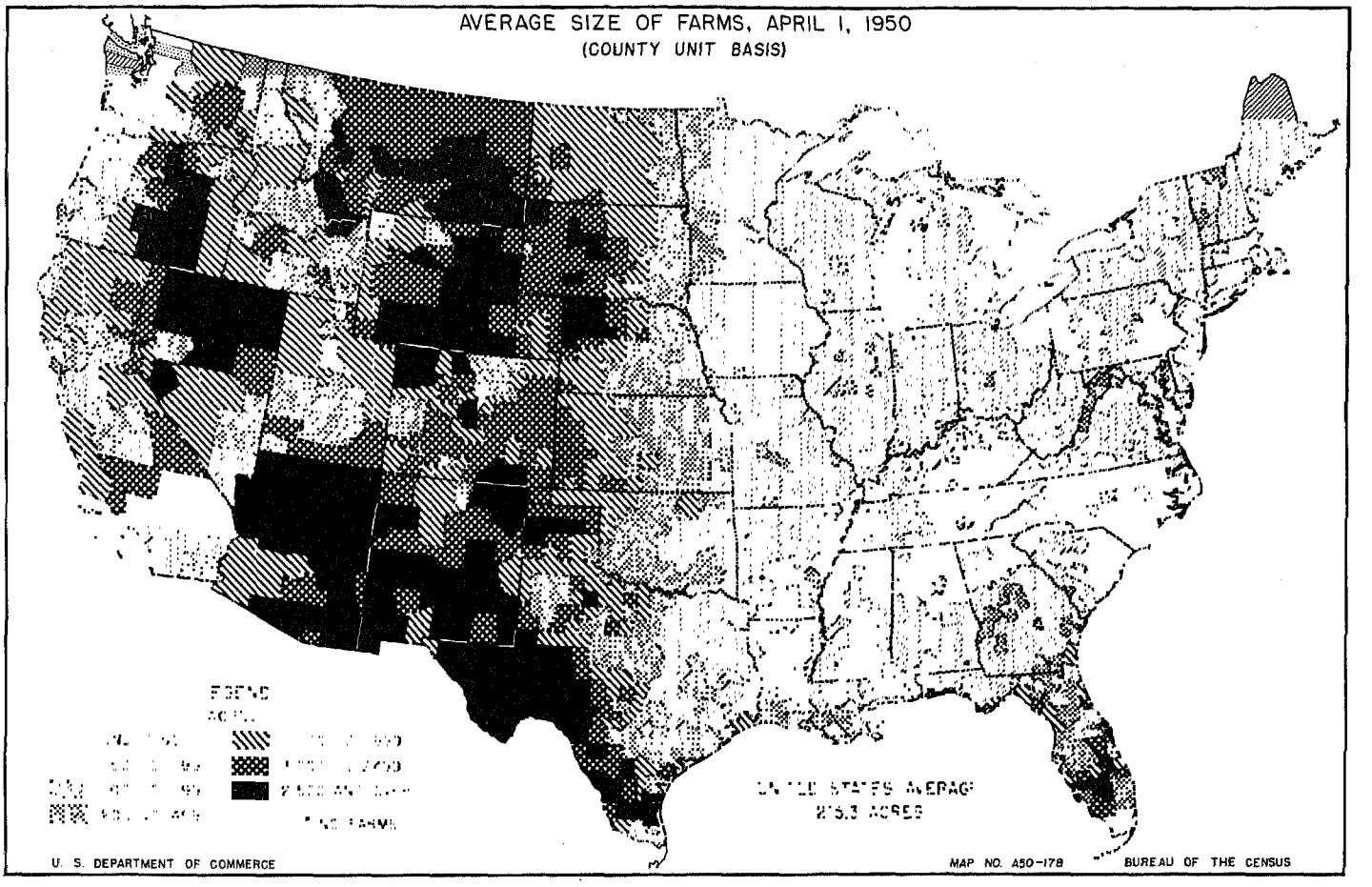
AVERAGE SIZE OF FARMS, APRIL 1, 1950
(COUNTY UNIT BASIS)
U. S. DEPARTMENT OF COMMERCE
MAP NO. A50-178
BUREAU OF THE CENSUS

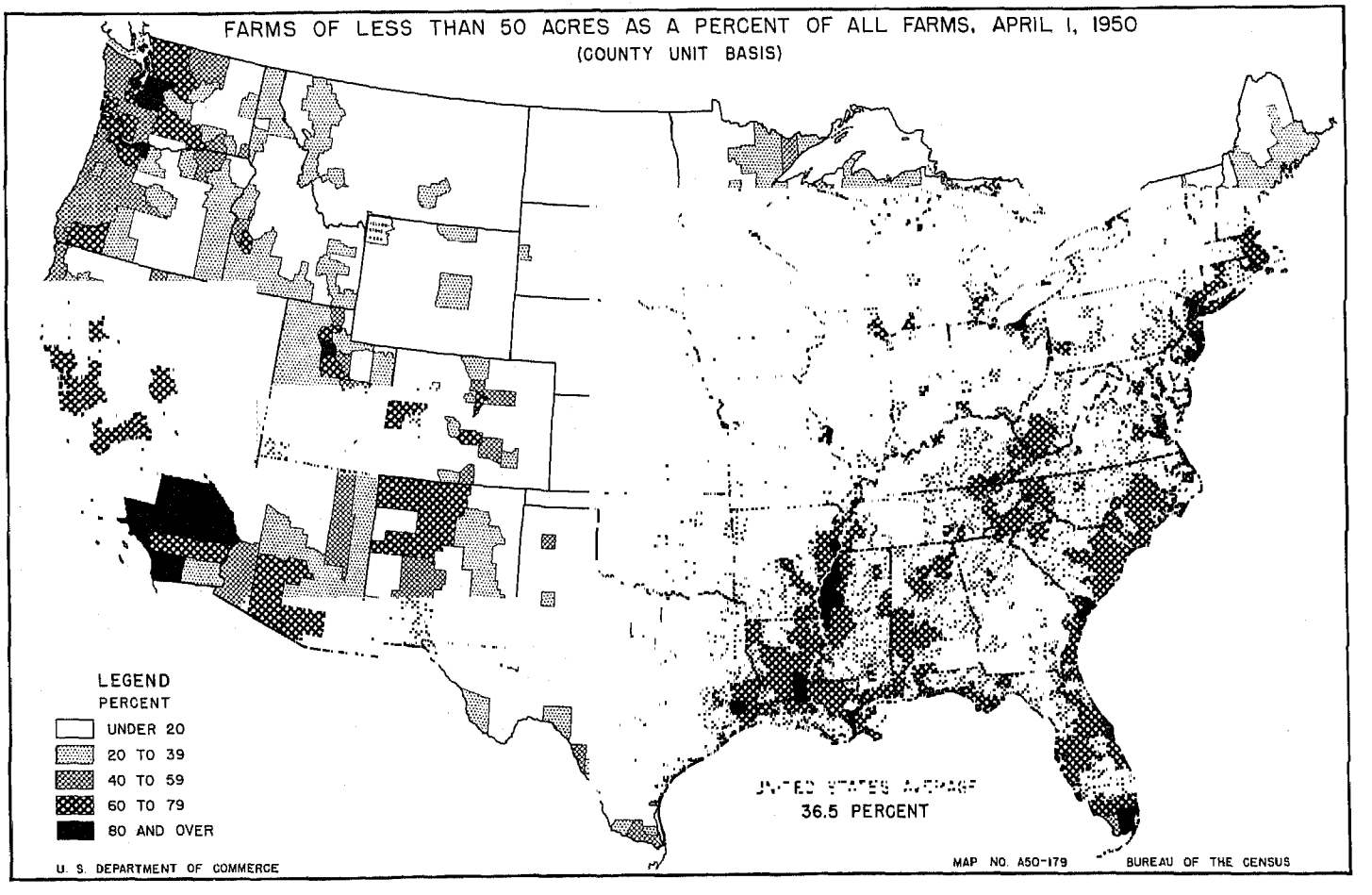
FARMS OF LESS THAN 50 ACRES AS A PERCENT OF ALL FARMS, APRIL 1, 1950
(COUNTY UNIT BASIS)
LEGEND
PERCENT
UNDER 20
20 TO 39
40 TO 59
60 TO 79
80 AND OVER
36.5 PERCENT
U. S. DEPARTMENT OF COMMERCE
MAP NO. A50-179
BUREAU OF THE CENSUS

## Table 7.–SPECIFIED CLASSES OF LAND IN FARMS, ACCORDING TO USE, BY

[Data in reverse italics indicate size-of-farm groups shown for earlier censuses which do not represent subdivisions or consolidations of the 1950

| | Size group | Cropland harvested (acres) | | | | | | Cropland pastured (acres) | | | | | Cropland not harvested and not pastured[1] (acres) | |
|---|---|---|---|---|---|---|---|---|---|---|---|---|---|---|
| | | | | | | | | Cropland used only for pasture, 1949 | Cropland used only for pasture plowed within 7 years, 1944 | Plowable pasture | | | | |
| | | 1949 | 1944 | 1939 | 1934 | 1929 | 1924 | | | 1939 | 1934 | 1929 | 1949 | 1944 |
| 1 | Total | 345,528,410 | 352,865,765 | 321,242,430 | 295,624,176 | 359,242,091 | 344,549,267 | 69,841,001 | 47,449,184 | 131,379,940 | 98,579,038 | 109,159,914 | 64,001,705 | 50,379,277 |
| 2 | Under 10 acres | 973,734 | 1,274,206 | 1,336,852 | 1,742,908 | 1,119,368 | 1,358,343 | 263,190 | 180,173 | 369,245 | 294,630 | 197,808 | 155,608 | 117,202 |
| 3 | Under 3 | (*) | 55,255 | 21,401 | 26,246 | 26,187 | 13,185 | (*) | 2,857 | 2,547 | 1,587 | 3,506 | (*) | 769 |
| 4 | 3 to 9 | (*) | 1,218,951 | 1,315,451 | 1,716,662 | 1,093,181 | 1,345,158 | (*) | 177,316 | 366,698 | 293,043 | 194,302 | (*) | 116,433 |
| 5 | 10 to 29 | 8,174,986 | 9,765,855 | 10,945,895 | 14,375,289 | (*) | (*) | 1,432,619 | 945,192 | 2,042,230 | 1,672,547 | (*) | 1,072,727 | 804,349 |
| 6 | 10 to 19 | (*) | (*) | 4,696,741 | 6,231,214 | 5,370,849 | 5,983,553 | (*) | (*) | 846,727 | 689,264 | 560,356 | (*) | (*) |
| 7 | 20 to 29 | (*) | (*) | 6,249,154 | 8,144,075 | (*) | (*) | (*) | (*) | 1,195,503 | 983,283 | (*) | (*) | (*) |
| 8 | 30 to 49 | (*) | (*) | 20,839,984 | 25,261,244 | 28,201,685 | 29,383,615 | (*) | (*) | 5,177,830 | 4,158,611 | 3,768,297 | (*) | (*) |
| 9 | 30 to 49 | 10,693,557 | 13,303,610 | 14,590,810 | 17,117,169 | (*) | (*) | 2,497,178 | 1,796,279 | 3,982,327 | 3,175,328 | (*) | 1,759,654 | 1,453,815 |
| 10 | 50 to 99 | 30,620,772 | 35,864,228 | 40,731,106 | 44,678,147 | 47,225,222 | 50,199,176 | 8,377,753 | 6,218,891 | 14,535,437 | 11,663,744 | 11,133,024 | 5,083,642 | 4,376,762 |
| 11 | 50 to 69 | 9,859,977 | 11,808,561 | 13,121,261 | 14,956,072 | (*) | (*) | 2,690,110 | 1,966,594 | 4,481,764 | 3,648,194 | (*) | 1,878,467 | 1,556,111 |
| 12 | 70 to 99 | 20,760,795 | 24,055,667 | 27,609,845 | 29,722,075 | (*) | (*) | 5,687,643 | 4,252,297 | 10,053,673 | 8,015,550 | (*) | 3,205,175 | 2,820,651 |
| 13 | 100 to 174 | (*) | (*) | 74,951,431 | 76,243,120 | 85,154,265 | 88,501,989 | (*) | (*) | 26,443,499 | 21,309,951 | 21,298,285 | (*) | (*) |
| 14 | 100 to 179 | 66,989,210 | 73,264,191 | 77,192,131 | 78,490,821 | (*) | (*) | 14,902,433 | 11,467,961 | 27,309,588 | 22,004,698 | (*) | 7,829,159 | 7,226,372 |
| 15 | 100 to 139 | 27,855,927 | 30,852,986 | 33,145,376 | 35,168,117 | (*) | (*) | 7,279,055 | 5,486,727 | 12,812,282 | 10,275,682 | (*) | 3,850,383 | 3,434,271 |
| 16 | 140 to 179 | 39,133,283 | 42,411,205 | 44,046,755 | 43,322,704 | (*) | (*) | 7,623,378 | 5,981,234 | 14,497,306 | 11,729,016 | (*) | 3,978,776 | 3,792,101 |
| 17 | 175 to 259 | (*) | (*) | 47,491,577 | 44,875,057 | 51,360,187 | 49,837,171 | (*) | (*) | 16,745,091 | 13,955,607 | 13,220,354 | (*) | (*) |
| 18 | 180 to 259 | 48,703,508 | 49,027,054 | 45,250,877 | 42,427,356 | (*) | (*) | 9,683,907 | 6,952,365 | 15,879,002 | 12,360,860 | (*) | 4,880,094 | 4,422,974 |
| 19 | 180 to 219 | 24,282,588 | 24,761,997 | 23,094,641 | 22,409,421 | (*) | (*) | 5,207,442 | 3,823,808 | 8,596,392 | 6,720,726 | (*) | 2,543,384 | 2,319,274 |
| 20 | 220 to 259 | 24,420,920 | 24,265,057 | 22,156,236 | 20,017,935 | (*) | (*) | 4,476,465 | 3,128,557 | 7,282,610 | 5,640,134 | (*) | 2,336,710 | 2,103,700 |
| 21 | 260 to 499 | 76,561,019 | 76,209,472 | 65,224,568 | 52,793,662 | 72,073,005 | 68,004,188 | 12,390,157 | 8,545,830 | 22,101,473 | 17,031,118 | 19,086,313 | 10,167,102 | 8,611,180 |
| 22 | 260 to 379 | (*) | 48,263,519 | 42,321,218 | 35,644,833 | (*) | (*) | (*) | 5,691,605 | 14,229,242 | 11,096,353 | (*) | (*) | 5,002,335 |
| 23 | 380 to 499 | (*) | 27,945,953 | 22,903,350 | 17,148,829 | (*) | (*) | (*) | 2,854,225 | 7,872,231 | 5,934,765 | (*) | (*) | 3,606,845 |
| 24 | 500 to 999 | 48,595,834 | 46,307,792 | 34,449,940 | 24,262,392 | 39,991,641 | 32,273,286 | 7,448,047 | 4,479,910 | 14,895,646 | 10,989,332 | 14,035,695 | 11,665,138 | 8,363,471 |
| 25 | 500 to 699 | (*) | 25,426,137 | 19,528,721 | 14,122,047 | (*) | (*) | (*) | 2,559,224 | 7,961,862 | 6,104,267 | (*) | (*) | 4,018,923 |
| 26 | 700 to 999 | (*) | 20,881,655 | 14,921,219 | 10,140,345 | (*) | (*) | (*) | 1,920,686 | 6,933,784 | 4,885,065 | (*) | (*) | 4,344,548 |
| 27 | 1,000 and over | 54,215,790 | 47,849,357 | 31,520,251 | 19,736,432 | 28,745,869 | 19,007,946 | 12,845,717 | 6,862,583 | 30,264,992 | 19,386,781 | 25,851,782 | 21,388,581 | 15,003,152 |
| 28 | 1,000 to 4,999 | (*) | 39,219,246 | 26,173,815 | 16,666,835 | 24,872,295 | 16,011,337 | (*) | 4,594,163 | 20,078,852 | 12,429,066 | 15,907,808 | (*) | 12,388,483 |
| 29 | 5,000 and over | (*) | 8,630,111 | 5,346,436 | 3,069,597 | 3,873,574 | 2,996,609 | (*) | 2,268,420 | 10,186,140 | 6,957,715 | 9,943,974 | (*) | 2,614,669 |
| 30 | 5,000 to 9,999 | (*) | 4,364,640 | 2,783,146 | 1,567,682 | 2,025,962 | (*) | (*) | 894,201 | 4,413,407 | 2,668,380 | 3,289,405 | (*) | 1,453,118 |
| 31 | 10,000 and over | (*) | 4,265,471 | 2,563,290 | 1,501,915 | 1,847,612 | (*) | (*) | 1,374,219 | 5,772,733 | 4,289,335 | 6,654,569 | (*) | 1,161,551 |

| | Size group | Percentage of all land in farms | | | | | | | | | | | | | | | | | | | | | |
|---|---|---|---|---|---|---|---|---|---|---|---|---|---|---|---|---|---|---|---|---|---|---|---|
| | | Cropland harvested | | | | | | Cropland pastured (acres) | | | | | Cropland not harvested and not pastured[1] | | | Cropland (acres) | | | | Land pastured, total | | Woodland, total | | |
| | | | | | | | | Cropland used only for pasture, 1949 | Cropland used only for pasture plowed within 7 years, 1944 | Plowable pasture | | | | | | Total 1949[3] | Cropland other than cropland pasture not plowed within 7 years, 1944[4] | Land available for crops[5] | | | | | | |
| | | 1949 | 1944 | 1939 | 1934 | 1929 | 1924 | | | 1939 | 1934 | 1929 | 1949 | 1944 | 1939 | | | 1939 | 1934 | 1949 | 1944 | 1949 | 1944 | 1939 |
| 1 | Total | 29.8 | 30.9 | 30.3 | 28.0 | 36.4 | 37.3 | 6.0 | 4.2 | 12.4 | 9.3 | 11.1 | 5.5 | 4.4 | 7.3 | 41.3 | 39.5 | 50.0 | 48.7 | 53.4 | 54.6 | 19.0 | 14.6 | 12.9 |
| 2 | Under 10 acres | 40.0 | 45.4 | 50.1 | 57.0 | 58.7 | 64.8 | 10.8 | 6.4 | 13.8 | 9.6 | 10.4 | 6.4 | 4.2 | 7.9 | 57.3 | 56.0 | 71.8 | 73.9 | 22.7 | 22.6 | 6.4 | 5.7 | 4.4 |
| 3 | Under 3 | (*) | 39.1 | 42.0 | 51.2 | 42.7 | 57.4 | (*) | 2.0 | 5.0 | 3.1 | 5.7 | (*) | 0.5 | 1.5 | (*) | 41.7 | 48.5 | 55.7 | (*) | 7.5 | (*) | 2.1 | 0.4 |
| 4 | 3 to 9 | (*) | 45.8 | 50.3 | 57.1 | 59.2 | 64.9 | (*) | 6.7 | 14.0 | 9.7 | 10.5 | (*) | 4.4 | 8.0 | (*) | 56.8 | 72.3 | 74.2 | (*) | 23.4 | (*) | 5.9 | 4.4 |
| 5 | 10 to 29 | 53.1 | 57.9 | 60.4 | 64.5 | (*) | (*) | 9.3 | 5.6 | 11.3 | 7.5 | (*) | 7.0 | 4.8 | 6.6 | 69.4 | 68.3 | 78.3 | 78.9 | 22.7 | 21.5 | 12.5 | 10.8 | 8.6 |
| 6 | 10 to 19 | (*) | (*) | 61.7 | 66.5 | 69.0 | 74.2 | (*) | (*) | 11.1 | 7.4 | 7.2 | (*) | (*) | 6.7 | (*) | (*) | 79.6 | 80.5 | (*) | (*) | (*) | (*) | 6.7 |
| 7 | 20 to 29 | (*) | (*) | 59.5 | 63.1 | (*) | (*) | (*) | (*) | 11.4 | 7.6 | (*) | (*) | (*) | 6.5 | (*) | (*) | 77.4 | 77.8 | (*) | (*) | (*) | (*) | 10.1 |
| 8 | 30 to 49 | (*) | (*) | 52.2 | 54.2 | 61.0 | 63.3 | (*) | (*) | 13.0 | 8.9 | 8.1 | (*) | (*) | 6.8 | (*) | (*) | 71.9 | 70.8 | (*) | (*) | (*) | (*) | 14.8 |
| 9 | 30 to 49 | 44.7 | 49.1 | 49.6 | 50.8 | (*) | (*) | 10.4 | 6.6 | 13.6 | 9.4 | (*) | 7.3 | 5.4 | 6.7 | 62.4 | 61.1 | 69.9 | 68.1 | 28.9 | 27.8 | 20.5 | 18.0 | 16.1 |
| 10 | 50 to 99 | 40.5 | 43.1 | 43.6 | 43.0 | 47.9 | 49.3 | 11.1 | 7.5 | 15.6 | 11.2 | 11.3 | 6.7 | 5.3 | 6.4 | 58.3 | 55.8 | 65.6 | 62.3 | 32.8 | 32.8 | 24.4 | 21.8 | 19.2 |
| 11 | 50 to 69 | 39.9 | 43.4 | 44.5 | 44.6 | (*) | (*) | 10.9 | 7.2 | 15.2 | 10.9 | (*) | 7.6 | 5.7 | 6.8 | 58.3 | 56.3 | 66.5 | 63.5 | 31.4 | 30.8 | 24.4 | 22.0 | 19.5 |
| 12 | 70 to 99 | 40.8 | 43.0 | 43.2 | 42.2 | (*) | (*) | 11.2 | 7.6 | 15.7 | 11.4 | (*) | 6.3 | 5.0 | 6.1 | 58.3 | 55.6 | 65.1 | 61.7 | 33.5 | 33.8 | 24.3 | 21.7 | 19.1 |
| 13 | 100 to 174 | (*) | (*) | 43.6 | 40.4 | 47.3 | 47.9 | (*) | (*) | 15.4 | 11.3 | 11.8 | (*) | (*) | 6.3 | (*) | (*) | 65.2 | 61.9 | (*) | (*) | (*) | (*) | 18.0 |
| 14 | 100 to 179 | 44.7 | 45.1 | 43.5 | 40.3 | (*) | (*) | 9.9 | 7.1 | 15.4 | 11.3 | (*) | 5.2 | 4.5 | 6.2 | 59.8 | 56.6 | 65.1 | 61.8 | 32.9 | 34.1 | 22.6 | 20.3 | 18.1 |
| 15 | 100 to 139 | 41.2 | 42.2 | 41.7 | 40.5 | (*) | (*) | 10.8 | 7.5 | 16.1 | 11.8 | (*) | 5.7 | 4.7 | 5.8 | 57.7 | 54.4 | 63.7 | 60.2 | 34.0 | 34.7 | 24.9 | 22.8 | 20.5 |
| 16 | 140 to 179 | 47.5 | 47.5 | 44.9 | 40.1 | (*) | (*) | 9.3 | 6.7 | 14.8 | 10.9 | (*) | 4.8 | 4.2 | 6.6 | 61.6 | 58.4 | 66.3 | 63.1 | 32.0 | 33.7 | 20.7 | 18.2 | 16.1 |
| 17 | 175 to 259 | (*) | (*) | 43.3 | 39.0 | 46.6 | 46.8 | (*) | (*) | 15.3 | 11.4 | 12.0 | (*) | (*) | 6.1 | (*) | (*) | 64.6 | 61.2 | (*) | (*) | (*) | (*) | 18.2 |
| 18 | 180 to 259 | 46.2 | 46.3 | 43.4 | 39.1 | (*) | (*) | 9.2 | 6.6 | 15.2 | 11.4 | (*) | 4.6 | 4.2 | 6.1 | 60.0 | 57.1 | 64.7 | 61.3 | 33.0 | 34.4 | 22.2 | 19.7 | 18.1 |
| 19 | 180 to 219 | 44.5 | 44.4 | 41.9 | 38.6 | (*) | (*) | 9.5 | 6.9 | 15.6 | 11.6 | (*) | 4.7 | 4.2 | 5.7 | 58.7 | 55.4 | 63.2 | 59.8 | 33.6 | 35.3 | 23.7 | 21.4 | 19.8 |
| 20 | 220 to 259 | 48.0 | 48.5 | 45.1 | 39.7 | (*) | (*) | 8.8 | 6.3 | 14.8 | 11.2 | (*) | 4.6 | 4.2 | 6.4 | 61.4 | 59.0 | 66.3 | 63.0 | 32.3 | 33.5 | 20.5 | 17.7 | 16.2 |
| 21 | 260 to 499 | 46.0 | 46.3 | 40.9 | 32.1 | 46.0 | 44.8 | 7.4 | 5.2 | 13.9 | 10.4 | 12.2 | 6.1 | 5.2 | 9.9 | 59.5 | 56.7 | 64.6 | 61.2 | 33.6 | 35.6 | 20.1 | 16.6 | 14.4 |
| 22 | 260 to 379 | (*) | 46.8 | 42.0 | 33.9 | (*) | (*) | (*) | 5.5 | 14.1 | 10.5 | (*) | (*) | 4.9 | 8.9 | (*) | 57.2 | 65.1 | 61.7 | (*) | 35.1 | (*) | 17.1 | 14.9 |
| 23 | 380 to 499 | (*) | 45.4 | 38.9 | 29.1 | (*) | (*) | (*) | 4.6 | 13.4 | 10.1 | (*) | (*) | 5.9 | 11.5 | (*) | 55.9 | 63.9 | 60.2 | (*) | 36.5 | (*) | 15.6 | 13.6 |
| 24 | 500 to 999 | 38.6 | 39.0 | 30.8 | 21.2 | 36.7 | 33.1 | 5.9 | 3.8 | 13.3 | 9.6 | 12.9 | 9.3 | 7.0 | 13.8 | 53.7 | 49.8 | 57.9 | 52.3 | 39.5 | 43.2 | 19.1 | 14.4 | 11.9 |
| 25 | 500 to 699 | (*) | 40.8 | 32.7 | 22.2 | (*) | (*) | (*) | 4.1 | 13.3 | 9.6 | (*) | (*) | 6.5 | 13.0 | (*) | 51.4 | 59.1 | 52.6 | (*) | 41.2 | (*) | 15.2 | 12.8 |
| 26 | 700 to 999 | (*) | 36.9 | 28.6 | 20.0 | (*) | (*) | (*) | 3.4 | 13.3 | 9.6 | (*) | (*) | 7.7 | 14.8 | (*) | 48.0 | 56.7 | 51.9 | (*) | 45.3 | (*) | 13.4 | 10.9 |
| 27 | 1,000 and over | 11.0 | 10.4 | 8.7 | 6.4 | 10.4 | 8.5 | 2.6 | 1.5 | 8.3 | 6.3 | 9.4 | 4.3 | 3.3 | 5.4 | 17.9 | 15.2 | 22.3 | 19.1 | 79.7 | 83.2 | 16.2 | 9.4 | 7.0 |
| 28 | 1,000 to 4,999 | (*) | 21.6 | 16.0 | 11.8 | 19.5 | 16.2 | (*) | 2.5 | 12.3 | 8.8 | 12.5 | (*) | 6.8 | 10.3 | (*) | 30.9 | 38.7 | 33.3 | (*) | 65.8 | (*) | 10.9 | 9.3 |
| 29 | 5,000 and over | (*) | 3.1 | 2.7 | 1.8 | 2.6 | 2.4 | (*) | 0.8 | 5.1 | 4.1 | 6.7 | (*) | 0.9 | 1.3 | (*) | 4.9 | 9.0 | 7.2 | (*) | 94.6 | (*) | 8.5 | 5.2 |
| 30 | 5,000 to 9,999 | (*) | 7.1 | 5.4 | 3.7 | 5.7 | (*) | (*) | 1.5 | 8.5 | 6.3 | 9.3 | (*) | 2.4 | 3.1 | (*) | 10.9 | 17.0 | 12.7 | (*) | 88.2 | (*) | 8.0 | 6.7 |
| 31 | 10,000 and over | (*) | 2.0 | 1.7 | 1.2 | 1.6 | (*) | (*) | 0.6 | 3.9 | 3.4 | 5.9 | (*) | 0.5 | 0.7 | (*) | 3.1 | 6.3 | 5.3 | (*) | 96.4 | (*) | 8.6 | 4.7 |

*Not available. [1]For 1944 and 1939, land reported as cropland on which all crops completely failed, plus cropland idle or fallow. [2]Nominally includes all land regularly yards, etc. [3]Cropland harvested, cropland used only for pasture, and cropland not harvested and not pastured. [4]Cropland harvested, cropland used only for pasture plowed

## SIZE OF FARM; FOR THE UNITED STATES: CENSUSES OF 1900 TO 1950

classification. All 1950 data are based on reports for only a sample of farms. See text. Figures for regions and States in tables 10 and 11]

| Cropland not harvested and not pastured[1] (acres)—Continued | Cropland (acres) | | | | Land pastured, total (acres) | | Woodland, total (acres) | | | Improved land[2] (acres) | | | |
|---|---|---|---|---|---|---|---|---|---|---|---|---|---|
| | Total, 1949[3] | Cropland other than cropland pasture not plowed within 7 years, 1944[4] | Land available for crops[5] | | | | | | | | | | |
| 1939 | | | 1939 | 1934 | 1949 | 1944 | 1949 | 1944 | 1939 | 1920 | 1910 | 1900 | |
| 77,508,673 | 479,371,116 | 450,694,226 | 530,131,043 | 513,913,969 | 619,691,813 | 623,541,098 | 220,274,754 | 166,336,429 | 137,177,658 | 503,073,007 | 478,451,750 | 414,498,487 | 1 |
| 210,490 | 1,392,532 | 1,571,581 | 1,916,587 | 2,260,221 | 550,283 | 634,360 | 155,074 | 160,371 | 116,182 | 1,450,387 | | | 2 |
| 747 | (*) | 58,881 | 24,695 | 28,573 | (*) | 10,603 | (*) | 2,975 | 219 | 32,220 | | | 3 |
| 209,743 | (*) | 1,512,700 | 1,891,892 | 2,231,648 | (*) | 623,757 | (*) | 157,396 | 115,963 | 1,418,167 | 7,991,543 | 6,440,447 | 4 |
| 1,197,557 | 10,680,332 | 11,515,396 | 14,185,682 | 17,579,859 | 3,488,531 | 3,618,826 | 1,930,341 | 1,814,584 | 1,563,711 | (*) | | | 5 |
| 509,781 | (*) | (*) | 6,053,249 | 7,545,252 | (*) | (*) | (*) | (*) | 506,724 | 6,353,374 | | | 6 |
| 687,776 | (*) | (*) | 8,132,433 | 10,034,607 | (*) | (*) | (*) | (*) | 1,056,987 | (*) | (*) | (*) | 7 |
| 2,645,928 | (*) | (*) | 28,883,722 | 32,983,480 | (*) | (*) | (*) | (*) | 5,800,294 | 38,507,120 | 36,596,022 | 33,000,734 | 8 |
| 1,958,152 | 14,950,389 | 16,553,704 | 20,531,289 | 22,948,873 | 6,914,955 | 7,529,308 | 4,907,773 | 4,861,558 | 4,743,407 | (*) | (*) | (*) | 9 |
| 5,926,811 | 44,082,167 | 46,459,881 | 61,193,354 | 64,762,983 | 24,789,638 | 27,318,353 | 18,417,632 | 18,131,036 | 17,916,281 | 72,621,719 | 71,155,246 | 67,344,759 | 10 |
| 2,004,274 | 14,428,554 | 15,331,266 | 19,607,299 | 21,281,082 | 7,762,831 | 8,372,945 | 6,044,248 | 5,989,066 | 5,746,338 | (*) | (*) | (*) | 11 |
| 3,922,537 | 29,653,613 | 31,128,615 | 41,586,055 | 43,481,901 | 17,026,807 | 18,945,408 | 12,373,384 | 12,141,970 | 12,169,943 | (*) | (*) | (*) | 12 |
| 10,771,061 | (*) | (*) | 112,165,991 | 116,913,731 | (*) | (*) | (*) | (*) | 30,890,979 | 128,200,972 | 128,853,538 | 118,390,708 | 13 |
| 11,086,388 | 89,720,802 | 91,958,524 | 115,588,107 | 120,399,817 | 49,295,680 | 55,442,926 | 33,886,359 | 32,902,960 | 32,056,927 | (*) | (*) | (*) | 14 |
| 4,632,707 | 38,985,365 | 39,773,984 | 50,590,365 | 52,334,322 | 22,947,837 | 25,374,602 | 16,820,151 | 16,657,415 | 16,247,042 | (*) | (*) | (*) | 15 |
| 6,453,681 | 50,735,437 | 52,184,540 | 64,997,742 | 68,065,495 | 26,347,843 | 30,068,324 | 17,066,208 | 16,245,545 | 15,809,885 | (*) | (*) | (*) | 16 |
| 8,841,997 | (*) | (*) | 70,898,865 | 69,961,841 | (*) | (*) | (*) | (*) | 20,014,953 | 72,770,123 | | | 17 |
| 6,326,670 | 63,267,509 | 60,402,393 | 67,456,549 | 66,475,755 | 34,766,539 | 36,434,023 | 23,384,333 | 20,795,106 | 18,849,005 | (*) | | | 18 |
| 3,169,393 | 32,033,414 | 30,905,079 | 34,860,426 | 34,689,103 | 18,353,598 | 19,697,065 | 12,953,863 | 11,921,695 | 10,900,615 | (*) | | | 19 |
| 3,157,277 | 31,234,095 | 29,497,314 | 32,596,123 | 31,786,652 | 16,412,941 | 16,736,958 | 10,430,470 | 8,873,411 | 7,948,390 | (*) | 161,775,502 | 135,530,043 | 20 |
| 15,806,716 | 99,118,278 | 93,366,482 | 103,132,757 | 100,505,088 | 55,908,447 | 58,641,324 | 33,549,498 | 27,270,715 | 23,018,471 | 97,304,612 | | | 21 |
| 9,014,786 | (*) | 58,957,459 | 65,565,246 | 64,969,715 | (*) | 36,177,676 | (*) | 17,654,598 | 15,046,394 | (*) | | | 22 |
| 6,791,930 | (*) | 34,409,023 | 37,567,511 | 35,535,373 | (*) | 22,463,648 | (*) | 9,616,117 | 7,972,077 | (*) | | | 23 |
| 15,502,253 | 67,709,019 | 59,151,173 | 64,847,839 | 59,731,459 | 49,741,360 | 51,296,687 | 24,108,822 | 17,053,107 | 13,347,969 | 48,134,952 | 40,817,118 | 29,474,642 | 24 |
| 7,767,211 | (*) | 32,004,284 | 35,257,794 | 33,360,365 | (*) | 25,669,632 | (*) | 9,495,697 | 7,660,990 | (*) | (*) | (*) | 25 |
| 7,735,042 | (*) | 27,146,889 | 29,590,045 | 26,371,094 | (*) | 25,627,055 | (*) | 7,557,410 | 5,686,979 | (*) | (*) | (*) | 26 |
| 19,493,636 | 88,450,088 | 69,715,092 | 81,278,879 | 59,249,914 | 394,236,380 | 382,625,291 | 79,934,922 | 43,346,992 | 25,565,705 | 37,729,138 | 31,262,771 | 24,317,154 | 27 |
| 16,893,517 | (*) | 56,201,892 | 63,146,184 | 47,230,706 | (*) | 119,674,252 | (*) | 19,828,061 | 15,105,360 | 30,191,693 | (*) | (*) | 28 |
| 2,600,119 | (*) | 13,513,200 | 18,132,695 | 12,019,208 | (*) | 262,951,039 | (*) | 23,518,931 | 10,460,345 | 7,537,445 | (*) | (*) | 29 |
| 1,593,134 | (*) | 6,711,959 | 8,789,687 | 5,362,217 | (*) | 54,392,861 | (*) | 4,910,300 | 3,458,988 | (*) | (*) | (*) | 30 |
| 1,006,985 | (*) | 6,801,241 | 9,343,008 | 6,656,991 | (*) | 208,558,178 | (*) | 18,608,631 | 7,001,357 | (*) | (*) | (*) | 31 |

Percent distribution

| Cropland harvested | | | | | | Cropland pastured (acres) | | | | Cropland not harvested and not pastured[1] | | | Cropland (acres) | | | Land pastured, total | | Woodland, total | | |
|---|---|---|---|---|---|---|---|---|---|---|---|---|---|---|---|---|---|---|---|---|
| | | | | | | Cropland used only for pasture, 1949 | Cropland used only for pasture plowed within 7 years, 1944 | Plowable pasture | | | | | | Total 1949[3] | Cropland other than cropland pasture not plowed within 7 years, 1944[4] | Land available for crops[5] | | | | | |
| 1949 | 1944 | 1939 | 1934 | 1929 | 1924 | | | 1939 | 1934 | 1929 | 1949 | 1944 | 1939 | | | 1939 | 1934 | | | | |
| 100.0 | 100.0 | 100.0 | 100.0 | 100.0 | 100.0 | 100.0 | 100.0 | 100.0 | 100.0 | 100.0 | 100.0 | 100.0 | 100.0 | 100.0 | 100.0 | 100.0 | 100.0 | 100.0 | 100.0 | 100.0 | 1 |
| 0.3 | 0.4 | 0.4 | 0.6 | 0.3 | 0.4 | 0.4 | 0.4 | 0.3 | 0.3 | 0.2 | 0.2 | 0.2 | 0.3 | 0.3 | 0.4 | 0.4 | 0.1 | 0.1 | 0.1 | 0.1 | 0.1 | 2 |
| (*) | (*) | (*) | (*) | (*) | (*) | (*) | (*) | (*) | (*) | (*) | (*) | (*) | (*) | (*) | (*) | (*) | (*) | (*) | (*) | (*) | (*) | 3 |
| (*) | 0.3 | 0.4 | 0.6 | 0.3 | 0.4 | (*) | 0.4 | 0.3 | 0.3 | 0.2 | (*) | 0.2 | 0.3 | (*) | 0.3 | 0.4 | (*) | 0.1 | (*) | 0.1 | 0.1 | 4 |
| 2.4 | 2.8 | 3.4 | 4.9 | (*) | (*) | 2.1 | 2.0 | 1.6 | 1.7 | (*) | 1.7 | 1.6 | 1.5 | 2.2 | 2.6 | 2.7 | 3.4 | 0.6 | 0.6 | 0.9 | 1.1 | 1.1 | 5 |
| (*) | (*) | 1.5 | 2.1 | 1.5 | 1.7 | (*) | (*) | 0.6 | 0.7 | 0.5 | (*) | (*) | 0.7 | (*) | (*) | 1.1 | 1.5 | (*) | (*) | (*) | (*) | 0.4 | 6 |
| (*) | (*) | 1.9 | 2.8 | (*) | (*) | (*) | (*) | 0.9 | 1.0 | (*) | (*) | (*) | 0.9 | (*) | (*) | 1.5 | 2.0 | (*) | (*) | (*) | (*) | 0.8 | 7 |
| (*) | (*) | 6.5 | 6.5 | 7.8 | 6.5 | (*) | (*) | 3.9 | 4.2 | 3.5 | (*) | (*) | 3.4 | (*) | (*) | 5.4 | 6.4 | (*) | (*) | (*) | (*) | 4.2 | 8 |
| 3.1 | 3.8 | 4.5 | 5.8 | (*) | (*) | 3.6 | 3.8 | 3.0 | 3.2 | (*) | 2.7 | 2.9 | 2.5 | 3.1 | 3.7 | 3.9 | 4.5 | 1.1 | 1.2 | 2.2 | 2.9 | 3.5 | 9 |
| 8.9 | 10.2 | 12.7 | 15.1 | 13.1 | 14.6 | 12.0 | 13.1 | 11.1 | 11.8 | 10.2 | 7.9 | 8.7 | 7.6 | 9.2 | 10.3 | 11.5 | 12.6 | 4.0 | 4.4 | 8.4 | 10.9 | 13.1 | 10 |
| 2.9 | 3.3 | 4.1 | 5.1 | (*) | (*) | 3.9 | 4.1 | 3.4 | 3.7 | (*) | 2.9 | 3.1 | 2.6 | 3.0 | 3.4 | 3.7 | 4.1 | 1.3 | 1.3 | 2.7 | 3.6 | 4.2 | 11 |
| 6.0 | 6.8 | 8.6 | 10.1 | (*) | (*) | 8.1 | 9.0 | 7.7 | 8.1 | (*) | 5.0 | 5.6 | 5.1 | 6.2 | 6.9 | 7.8 | 8.5 | 2.7 | 3.0 | 5.6 | 7.3 | 8.9 | 12 |
| (*) | (*) | 23.3 | 25.8 | 23.7 | 25.7 | (*) | (*) | 20.1 | 21.6 | 19.5 | (*) | (*) | 13.9 | (*) | (*) | 21.2 | 22.7 | (*) | (*) | (*) | (*) | 22.5 | 13 |
| 19.4 | 20.8 | 24.0 | 26.6 | (*) | (*) | 21.3 | 24.2 | 20.8 | 22.3 | (*) | 12.2 | 14.3 | 14.3 | 18.7 | 20.4 | 21.8 | 23.4 | 8.0 | 8.9 | 15.4 | 19.8 | 23.4 | 14 |
| 8.1 | 8.7 | 10.3 | 11.9 | (*) | (*) | 10.4 | 11.6 | 9.8 | 10.4 | (*) | 6.0 | 6.8 | 6.0 | 8.1 | 8.8 | 9.5 | 10.2 | 3.7 | 4.1 | 7.6 | 10.0 | 11.8 | 15 |
| 11.3 | 12.0 | 13.7 | 14.7 | (*) | (*) | 10.9 | 12.6 | 11.0 | 11.9 | (*) | 6.2 | 7.5 | 8.3 | 10.6 | 11.6 | 12.3 | 13.2 | 4.3 | 4.8 | 7.7 | 9.8 | 11.5 | 16 |
| (*) | (*) | 14.8 | 15.1 | 14.3 | 14.5 | (*) | (*) | 12.7 | 13.2 | 12.1 | (*) | (*) | 8.6 | (*) | (*) | 13.4 | 13.8 | (*) | (*) | (*) | (*) | 14.8 | 17 |
| 14.1 | 13.9 | 14.1 | 14.4 | (*) | (*) | 13.9 | 14.7 | 12.1 | 12.5 | (*) | 7.6 | 8.8 | 8.2 | 13.2 | 13.4 | 12.7 | 12.9 | 5.6 | 5.8 | 10.6 | 12.5 | 13.7 | 18 |
| 7.0 | 7.0 | 7.2 | 7.6 | (*) | (*) | 7.5 | 8.1 | 6.5 | 6.8 | (*) | 4.0 | 4.6 | 4.1 | 6.7 | 6.9 | 6.6 | 6.7 | 3.0 | 3.2 | 5.9 | 7.2 | 7.9 | 19 |
| 7.1 | 6.9 | 6.9 | 6.8 | (*) | (*) | 6.4 | 6.6 | 5.5 | 5.7 | (*) | 3.7 | 4.2 | 4.1 | 6.5 | 6.5 | 6.1 | 6.2 | 2.6 | 2.7 | 4.7 | 5.3 | 5.8 | 20 |
| 22.2 | 21.6 | 20.3 | 17.9 | 20.1 | 19.7 | 17.7 | 18.0 | 16.8 | 17.3 | 17.5 | 15.9 | 17.1 | 20.4 | 20.7 | 20.7 | 19.5 | 19.6 | 9.0 | 9.4 | 15.2 | 16.4 | 16.8 | 21 |
| (*) | 13.7 | 13.2 | 12.1 | (*) | (*) | (*) | 12.0 | 10.8 | 11.3 | (*) | (*) | 9.9 | 11.6 | (*) | 13.1 | 12.4 | 12.6 | (*) | 5.8 | (*) | 10.6 | 11.0 | 22 |
| (*) | 7.9 | 7.1 | 5.8 | (*) | (*) | (*) | 6.0 | 6.0 | 6.0 | (*) | (*) | 7.2 | 8.8 | (*) | 7.6 | 7.1 | 6.9 | (*) | 3.6 | (*) | 5.8 | 5.8 | 23 |
| 14.1 | 13.1 | 10.7 | 8.2 | 11.1 | 9.4 | 10.7 | 9.4 | 11.3 | 11.1 | 12.9 | 18.2 | 16.6 | 20.0 | 14.1 | 13.1 | 12.2 | 11.6 | 8.0 | 8.2 | 10.9 | 10.3 | 9.7 | 24 |
| (*) | 7.2 | 6.1 | 4.8 | (*) | (*) | (*) | 5.4 | 6.1 | 6.2 | (*) | (*) | 8.0 | 10.0 | (*) | 7.1 | 6.7 | 6.5 | (*) | 4.1 | (*) | 5.7 | 5.6 | 25 |
| (*) | 5.9 | 4.6 | 3.4 | (*) | (*) | (*) | 4.0 | 5.3 | 5.0 | (*) | (*) | 8.6 | 10.0 | (*) | 6.0 | 5.6 | 5.1 | (*) | 4.1 | (*) | 4.5 | 4.1 | 26 |
| 15.7 | 13.6 | 9.8 | 6.7 | 8.0 | 5.5 | 18.4 | 14.5 | 23.0 | 19.7 | 23.7 | 33.4 | 29.8 | 25.2 | 18.5 | 15.5 | 15.3 | 11.5 | 63.6 | 61.4 | 36.3 | 26.1 | 18.6 | 27 |
| (*) | 11.1 | 8.1 | 5.6 | 6.9 | 4.6 | (*) | 9.7 | 15.3 | 12.6 | 14.6 | (*) | 24.6 | 21.8 | (*) | 12.5 | 11.9 | 9.2 | (*) | 19.2 | (*) | 11.9 | 11.0 | 28 |
| (*) | 2.4 | 1.7 | 1.0 | 1.1 | 0.9 | (*) | 4.8 | 7.8 | 7.1 | 9.1 | (*) | 5.2 | 3.4 | (*) | 3.0 | 3.4 | 2.3 | (*) | 42.2 | (*) | 14.1 | 7.6 | 29 |
| (*) | 1.2 | 0.9 | 0.5 | 0.6 | (*) | (*) | 1.9 | 3.4 | 2.7 | 3.0 | (*) | 2.9 | 2.1 | (*) | 1.5 | 1.7 | 1.0 | (*) | 8.7 | (*) | 3.0 | 2.5 | 30 |
| (*) | 1.2 | 0.8 | 0.5 | 0.5 | (*) | (*) | 2.9 | 4.4 | 4.4 | 6.1 | (*) | 2.3 | 1.3 | (*) | 1.5 | 1.8 | 1.3 | (*) | 33.4 | (*) | 11.2 | 5.1 | 31 |

tilled or mowed; land in pasture that has been cleared or tilled; land lying fallow; land in gardens, orchards, vineyards, and nurseries; and land occupied by buildings, yards, barn-within 7 years, and cropland not harvested and not pastured. [5]Cropland harvested; crop failure; cropland, idle or fallow; and plowable pasture. [6]0.05 percent or less.

## Table 8.—FARMS AND FARM CHARACTERISTICS

[Data are based on reports for only a sample of farms. See text.

| | Item | Total, all farms | Size of farm | | | |
|---|---|---|---|---|---|---|
| | | | Under 10 acres | 10-29 acres | 30-49 acres | 50-69 acres |
| | **FARMS, ACREAGE, AND VALUE** | | | | | |
| 1 | Farms.....number.. | 5,379,250 | 480,373 | 852,956 | 623,582 | 426,048 |
| 2 | Percent distribution.....percent.. | 100.0 | 8.9 | 15.9 | 11.6 | 7.9 |
| 3 | Land owned by farm operators.....farms reporting.. | 3,932,388 | 374,944 | 528,464 | 445,904 | 331,319 |
| 4 | acres.. | 720,488,414 | 6,866,839 | 14,577,894 | 20,600,079 | 21,423,502 |
| 5 | Land rented from others by farm operators.....farms reporting.. | 2,264,575 | 120,702 | 381,107 | 231,377 | 143,902 |
| 6 | acres.. | 409,297,098 | 814,467 | 6,690,286 | 7,695,666 | 6,721,077 |
| 7 | Land managed by farm operators.....farms reporting.. | 23,163 | 505 | 1,040 | 841 | 574 |
| 8 | acres.. | 110,152,156 | 11,015 | 40,833 | 35,997 | 35,198 |
| 9 | Land rented to others by farm operators.....farms reporting.. | 724,531 | 58,532 | 93,921 | 81,736 | 67,675 |
| 10 | acres.. | 80,148,648 | 5,262,816 | 5,917,968 | 4,387,068 | 3,444,029 |
| 11 | Land in farms.....acres.. | 1,159,789,020 | 2,429,505 | 15,391,045 | 23,944,674 | 24,735,748 |
| 12 | Average size of farm.....acres.. | 215.6 | 5.1 | 18.0 | 38.4 | 58.1 |
| 13 | Percent distribution.....percent.. | 100.0 | 0.2 | 1.3 | 2.1 | 2.1 |
| 14 | Value of land and buildings.....average per farm, dollars.. | 13,911 | 5,522 | 4,981 | 5,586 | 6,727 |
| 15 | average per acre, dollars.. | 66.75 | 1,066.55 | 272.10 | 144.25 | 114.94 |
| 16 | Proportion of farms reporting value.....percent.. | 87 | 84 | 86 | 87 | 87 |
| 17 | Proportion of land in farms for which value was reported.....percent.. | 85 | 86 | 88 | 88 | 88 |
| | **Land in farms according to use:** | | | | | |
| 18 | Cropland harvested.....farms reporting.. | 4,744,308 | 263,994 | 702,101 | 546,793 | 386,071 |
| 19 | acres.. | 345,528,410 | 973,734 | 8,174,986 | 10,693,557 | 9,859,977 |
| 20 | 1-9 acres.....farms reporting.. | 889,949 | 263,994 | 285,279 | 129,051 | 67,730 |
| 21 | 10-19 acres.....farms reporting.. | 768,361 | ..... | 307,385 | 150,530 | 89,493 |
| 22 | 20-29 acres.....farms reporting.. | 574,612 | ..... | 109,437 | 136,653 | 83,199 |
| 23 | 30-49 acres.....farms reporting.. | 685,449 | ..... | ..... | 130,559 | 106,708 |
| 24 | 50-99 acres.....farms reporting.. | 815,017 | ..... | ..... | ..... | 38,941 |
| 25 | 100-199 acres.....farms reporting.. | 624,464 | ..... | ..... | ..... | ..... |
| 26 | 200 acres and over.....farms reporting.. | 386,456 | ..... | ..... | ..... | ..... |
| 27 | Cropland used only for pasture.....farms reporting.. | 2,142,993 | 86,997 | 200,275 | 216,112 | 178,264 |
| 28 | acres.. | 69,841,001 | 263,190 | 1,432,619 | 2,497,178 | 2,690,110 |
| 29 | Cropland not harvested and not pastured.....farms reporting.. | 1,556,392 | 57,956 | 167,869 | 171,074 | 138,860 |
| 30 | acres.. | 64,001,705 | 155,608 | 1,072,727 | 1,759,654 | 1,878,467 |
| 31 | Cultivated summer fallow.....farms reporting.. | 209,552 | 2,166 | 4,890 | 4,318 | 2,763 |
| 32 | acres.. | 25,602,164 | 5,152 | 25,667 | 38,276 | 32,742 |
| 33 | Other.....farms reporting.. | 1,412,194 | 55,980 | 163,789 | 167,622 | 136,775 |
| 34 | acres.. | 38,399,541 | 150,456 | 1,047,060 | 1,721,378 | 1,845,725 |
| 35 | Woodland pastured.....farms reporting.. | 1,712,385 | 22,169 | 115,165 | 178,991 | 155,995 |
| 36 | acres.. | 135,119,501 | 68,993 | 810,146 | 2,144,851 | 2,453,649 |
| 37 | Woodland not pastured.....farms reporting.. | 1,658,725 | 30,137 | 155,431 | 204,701 | 183,054 |
| 38 | acres.. | 85,155,253 | 86,081 | 1,120,195 | 2,762,922 | 3,590,599 |
| 39 | Other pasture (not cropland and not woodland).....farms reporting.. | 2,055,493 | 68,378 | 163,395 | 182,680 | 154,368 |
| 40 | acres.. | 414,731,311 | 218,100 | 1,245,766 | 2,272,926 | 2,619,072 |
| 41 | Other land (house lots, roads, wasteland, etc.).....farms reporting.. | 4,710,010 | 350,892 | 622,681 | 534,712 | 382,430 |
| 42 | acres.. | 45,411,839 | 663,799 | 1,534,606 | 1,813,586 | 1,643,874 |
| 43 | Cropland, total.....farms reporting.. | 5,057,893 | 336,359 | 783,555 | 593,021 | 411,041 |
| 44 | acres.. | 479,371,116 | 1,392,532 | 10,680,332 | 14,950,389 | 14,428,554 |
| 45 | Land pastured, total.....farms reporting.. | 4,065,379 | 167,120 | 401,160 | 432,090 | 340,010 |
| 46 | acres.. | 619,691,813 | 550,283 | 3,488,531 | 6,914,955 | 7,762,831 |
| 47 | Woodland, total.....farms reporting.. | 2,753,552 | 50,820 | 248,196 | 330,664 | 280,952 |
| 48 | acres.. | 220,274,754 | 155,074 | 1,930,341 | 4,907,773 | 6,044,248 |
| | **Proportion of farms reporting—** | | | | | |
| 49 | Cropland harvested.....percent.. | 88.2 | 55.0 | 82.3 | 87.7 | 90.6 |
| 50 | 1-9 acres.....percent.. | 16.5 | 55.0 | 33.4 | 20.7 | 15.9 |
| 51 | 10-19 acres.....percent.. | 14.3 | ..... | 36.0 | 24.1 | 21.0 |
| 52 | 20-29 acres.....percent.. | 10.7 | ..... | 12.8 | 21.9 | 19.5 |
| 53 | 30-49 acres.....percent.. | 12.7 | ..... | ..... | 20.9 | 25.0 |
| 54 | 50-99 acres.....percent.. | 15.2 | ..... | ..... | ..... | 9.1 |
| 55 | 100-199 acres.....percent.. | 11.6 | ..... | ..... | ..... | ..... |
| 56 | 200 acres and over.....percent.. | 7.2 | ..... | ..... | ..... | ..... |
| 57 | Cropland used only for pasture.....percent.. | 39.8 | 18.1 | 23.5 | 34.7 | 41.8 |
| 58 | Cropland not harvested and not pastured.....percent.. | 28.9 | 12.1 | 19.7 | 27.4 | 32.6 |
| 59 | Cultivated summer fallow.....percent.. | 3.9 | 0.5 | 0.6 | 0.7 | 0.6 |
| 60 | Other.....percent.. | 26.3 | 11.7 | 19.2 | 26.9 | 32.1 |
| 61 | Woodland pastured.....percent.. | 31.8 | 4.6 | 13.5 | 28.7 | 36.6 |
| 62 | Woodland not pastured.....percent.. | 30.8 | 6.3 | 18.2 | 32.8 | 43.0 |
| 63 | Other pasture (not cropland and not woodland).....percent.. | 38.2 | 14.2 | 19.2 | 29.3 | 36.2 |
| 64 | Other land (house lots, roads, wasteland, etc.).....percent.. | 87.6 | 73.0 | 73.0 | 85.7 | 89.8 |
| 65 | Cropland, total.....percent.. | 94.0 | 70.0 | 91.9 | 95.1 | 96.5 |
| 66 | Land pastured, total.....percent.. | 75.6 | 34.8 | 47.0 | 69.3 | 79.8 |
| 67 | Woodland, total.....percent.. | 51.2 | 10.6 | 29.1 | 53.0 | 65.9 |
| | **Percent distribution of farms reporting—** | | | | | |
| 68 | Cropland harvested.....percent.. | 100.0 | 5.6 | 14.8 | 11.5 | 8.1 |
| 69 | 1-9 acres.....percent.. | 100.0 | 29.7 | 32.1 | 14.5 | 7.6 |
| 70 | 10-19 acres.....percent.. | 100.0 | ..... | 40.0 | 19.6 | 11.6 |
| 71 | 20-29 acres.....percent.. | 100.0 | ..... | 19.0 | 23.8 | 14.5 |
| 72 | 30-49 acres.....percent.. | 100.0 | ..... | ..... | 19.0 | 15.6 |
| 73 | 50-99 acres.....percent.. | 100.0 | ..... | ..... | ..... | 4.8 |
| 74 | 100-199 acres.....percent.. | 100.0 | ..... | ..... | ..... | ..... |
| 75 | 200 acres and over.....percent.. | 100.0 | ..... | ..... | ..... | ..... |
| 76 | Cropland used only for pasture.....percent.. | 100.0 | 4.1 | 9.3 | 10.1 | 8.3 |
| 77 | Cropland not harvested and not pastured.....percent.. | 100.0 | 3.7 | 10.8 | 11.0 | 8.9 |
| 78 | Cultivated summer fallow.....percent.. | 100.0 | 1.0 | 2.3 | 2.1 | 1.3 |
| 79 | Other.....percent.. | 100.0 | 4.0 | 11.6 | 11.9 | 9.7 |
| 80 | Woodland pastured.....percent.. | 100.0 | 1.3 | 6.7 | 10.5 | 9.1 |
| 81 | Woodland not pastured.....percent.. | 100.0 | 1.8 | 9.4 | 12.3 | 11.0 |
| 82 | Other pasture (not cropland and not woodland).....percent.. | 100.0 | 3.3 | 7.9 | 8.9 | 7.5 |
| 83 | Other land (house lots, roads, wasteland, etc.).....percent.. | 100.0 | 7.4 | 13.2 | 11.4 | 8.1 |
| 84 | Cropland, total.....percent.. | 100.0 | 6.7 | 15.5 | 11.7 | 8.1 |
| 85 | Land pastured, total.....percent.. | 100.0 | 4.1 | 9.9 | 10.6 | 8.4 |
| 86 | Woodland, total.....percent.. | 100.0 | 1.8 | 9.0 | 12.0 | 10.2 |

See footnotes at end of table.

## BY SIZE OF FARM: CENSUS OF 1950

Data for States in tables 13 to 55 and in Volume I]

| Size of farm—Continued | | | | | | | | |
|---|---|---|---|---|---|---|---|---|
| 70-99 acres | 100-139 acres | 140-179 acres | 180-219 acres | 220-259 acres | 260-499 acres | 500-999 acres | 1,000 acres and over | |
| 620,131 | 581,099 | 522,272 | 276,283 | 213,972 | 477,558 | 183,913 | 121,063 | 1 |
| 11.5 | 10.8 | 9.7 | 5.1 | 4.0 | 8.9 | 3.4 | 2.3 | 2 |
| 498,473 | 453,742 | 367.152 | 197,949 | 148,284 | 343,196 | 143,169 | 99,792 | 3 |
| 43,315,435 | 53,261,695 | 56,980,791 | 36,562,173 | 31,747,151 | 103,724,440 | 80,440,057 | 250,988,358 | 4 |
| 191,877 | 217,661 | 237,657 | 142,485 | 120,599 | 283,316 | 114,584 | 79,308 | 5 |
| 12,444,475 | 19,077,210 | 30,395,723 | 20,999,570 | 21,636,996 | 71,690,913 | 51,415,797 | 159,714,918 | 6 |
| 915 | 1,307 | 1,514 | 1,265 | 1,086 | 3,727 | 3,602 | 6,787 | 7 |
| 89,227 | 174,900 | 261,227 | 267,905 | 280,993 | 1,510,864 | 2,975,942 | 104,468,055 | 8 |
| 84,336 | 77,233 | 59,865 | 36,805 | 28,092 | 73,841 | 36,101 | 26,394 | 9 |
| 4,957,188 | 4,963,496 | 5,245,672 | 3,282,340 | 2,824,357 | 10,342,265 | 8,850,674 | 20,670,775 | 10 |
| 50,891,949 | 67,550,309 | 82,392,069 | 54,547,308 | 50,840,783 | 166,583,952 | 125,981,122 | 494,500,556 | 11 |
| 82.1 | 116.2 | 157.8 | 197.4 | 237.6 | 348.8 | 685.0 | 4,084.7 | 12 |
| 4.4 | 5.8 | 7.1 | 4.7 | 4.4 | 14.4 | 10.9 | 42.6 | 13 |
| 8,460 | 10,977 | 15,524 | 18,442 | 22,708 | 27,969 | 39,422 | 92,478 | 14 |
| 102.68 | 94.04 | 98.04 | 93.19 | 95.52 | 80.03 | 57.53 | 24.23 | 15 |
| 89 | 88 | 89 | 88 | 88 | 89 | 89 | 84 | 16 |
| 89 | 89 | 89 | 88 | 88 | 89 | 89 | 79 | 17 |
| 577,306 | 551,438 | 500,873 | 265,952 | 207,300 | 461,113 | 174,387 | 106,980 | 18 |
| 20,760,795 | 27,855,927 | 39,133,283 | 24,282,588 | 24,420,920 | 76,561,019 | 48,595,834 | 54,215,790 | 19 |
| 61,500 | 37,405 | 18,738 | 8,607 | 4,745 | 8,683 | 2,875 | 1,342 | 20 |
| 92,675 | 59,887 | 30,427 | 13,555 | 7,250 | 12,073 | 3,524 | 1,562 | 21 |
| 95,643 | 67,550 | 35,975 | 16,671 | 8,815 | 15,025 | 3,818 | 1,826 | 22 |
| 161,487 | 122,440 | 68,977 | 33,555 | 18,929 | 30,867 | 7,806 | 4,121 | 23 |
| 166,001 | 225,029 | 162,834 | 75,262 | 45,529 | 74,342 | 17,863 | 9,216 | 24 |
| ..... | 39,127 | 183,922 | 115,936 | 96,654 | 142,614 | 30,988 | 15,223 | 25 |
| ..... | ..... | ..... | 2,366 | 25,378 | 177,509 | 107,513 | 73,690 | 26 |
| 297,714 | 299,870 | 266,798 | 149,354 | 112,291 | 228,615 | 70,551 | 36,152 | 27 |
| 5,687,643 | 7,279,055 | 7,623,378 | 5,207,442 | 4,476,465 | 12,390,157 | 7,448,047 | 12,845,717 | 28 |
| 192,002 | 183,665 | 152,742 | 84,751 | 67,620 | 185,255 | 94,296 | 60,302 | 29 |
| 3,205,175 | 3,850,383 | 3,978,776 | 2,543,384 | 2,336,710 | 10,167,102 | 11,665,138 | 21,388,581 | 30 |
| 6,334 | 6,738 | 15,746 | 6,573 | 9,073 | 55,925 | 52,688 | 42,338 | 31 |
| 98,607 | 128,402 | 412,067 | 191,384 | 299,866 | 3,303,771 | 6,475,528 | 14,590,702 | 32 |
| 187,205 | 178,625 | 141,102 | 79,960 | 61,396 | 147,391 | 60,426 | 31,923 | 33 |
| 3,106,568 | 3,721,981 | 3,566,709 | 2,352,000 | 2,036,844 | 6,863,331 | 5,189,610 | 6,797,879 | 34 |
| 260,818 | 266,153 | 214,455 | 129,164 | 90,271 | 188,639 | 58,339 | 32,226 | 35 |
| 5,714,172 | 7,843,346 | 8,747,368 | 6,509,679 | 5,432,066 | 17,661,066 | 13,241,966 | 64,492,199 | 36 |
| 249,955 | 248,292 | 177,482 | 109,713 | 74,622 | 158,676 | 48,751 | 17,911 | 37 |
| 6,659,212 | 8,976,805 | 8,318,840 | 6,444,184 | 4,998,404 | 15,888,432 | 10,866,856 | 15,442,723 | 38 |
| 248,485 | 257,708 | 252,626 | 135,720 | 111,871 | 272,011 | 118,739 | 89,512 | 39 |
| 5,624,992 | 7,825,436 | 9,977,097 | 6,636,477 | 6,504,410 | 25,857,224 | 29,051,347 | 316,898,464 | 40 |
| 578,283 | 546,424 | 496,062 | 261,992 | 204,217 | 452,222 | 170,990 | 109,105 | 41 |
| 3,239,960 | 3,919,357 | 4,613,327 | 2,923,554 | 2,671,808 | 8,058,952 | 5,111,934 | 9,217,082 | 42 |
| 605,214 | 570,315 | 514,662 | 272,354 | 211,287 | 470,390 | 178,841 | 110,854 | 43 |
| 29,653,613 | 38,985,365 | 50,735,437 | 32,033,414 | 31,234,095 | 99,118,278 | 67,709,019 | 88,450,088 | 44 |
| 538,696 | 524,117 | 478,438 | 256,581 | 200,075 | 444,080 | 169,265 | 113,747 | 45 |
| 17,026,807 | 22,947,837 | 26,347,843 | 18,353,598 | 16,412,941 | 55,908,447 | 49,741,360 | 394,236,380 | 46 |
| 417,741 | 411,510 | 310,181 | 185,192 | 127,647 | 266,120 | 83,230 | 41,299 | 47 |
| 12,373,384 | 16,820,151 | 17,066,208 | 12,953,863 | 10,430,470 | 33,549,498 | 24,108,822 | 79,934,922 | 48 |
| 93.1 | 94.9 | 95.9 | 96.3 | 96.9 | 96.6 | 94.8 | 88.4 | 49 |
| 9.9 | 6.4 | 3.6 | 3.1 | 2.2 | 1.8 | 1.6 | 1.1 | 50 |
| 14.9 | 10.3 | 5.8 | 4.9 | 3.4 | 2.5 | 1.9 | 1.3 | 51 |
| 15.4 | 11.6 | 6.9 | 6.0 | 4.1 | 3.1 | 2.1 | 1.5 | 52 |
| 26.0 | 21.1 | 13.2 | 12.1 | 8.8 | 6.5 | 4.2 | 3.4 | 53 |
| 26.8 | 38.7 | 31.2 | 27.2 | 21.3 | 15.6 | 9.7 | 7.6 | 54 |
| ..... | 6.7 | 35.2 | 42.0 | 45.2 | 29.9 | 16.8 | 12.6 | 55 |
| ..... | ..... | ..... | 0.9 | 11.9 | 37.2 | 58.5 | 60.9 | 56 |
| 48.0 | 51.6 | 51.1 | 54.1 | 52.5 | 47.9 | 38.4 | 29.9 | 57 |
| 31.0 | 31.6 | 29.2 | 30.7 | 31.6 | 38.8 | 51.3 | 49.8 | 58 |
| 1.0 | 1.2 | 3.0 | 2.4 | 4.2 | 11.7 | 28.6 | 35.0 | 59 |
| 30.2 | 30.7 | 27.0 | 28.9 | 28.7 | 30.9 | 32.9 | 26.4 | 60 |
| 42.1 | 45.8 | 41.1 | 46.8 | 42.2 | 39.5 | 31.7 | 26.6 | 61 |
| 40.3 | 42.7 | 34.0 | 39.7 | 34.9 | 33.2 | 26.5 | 14.8 | 62 |
| 40.1 | 44.3 | 48.4 | 49.1 | 52.3 | 57.0 | 64.6 | 73.9 | 63 |
| 93.3 | 94.0 | 95.0 | 94.8 | 95.4 | 94.7 | 93.0 | 90.1 | 64 |
| 97.6 | 98.1 | 98.5 | 98.6 | 98.7 | 98.5 | 97.2 | 91.6 | 65 |
| 86.9 | 90.2 | 91.6 | 92.9 | 93.5 | 93.0 | 92.0 | 94.0 | 66 |
| 67.4 | 70.8 | 59.4 | 67.0 | 59.7 | 55.7 | 45.3 | 34.1 | 67 |
| 12.2 | 11.6 | 10.6 | 5.6 | 4.4 | 9.7 | 3.7 | 2.3 | 68 |
| 6.9 | 4.2 | 2.1 | 1.0 | 0.5 | 1.0 | 0.3 | 0.2 | 69 |
| 12.1 | 7.8 | 4.0 | 1.8 | 0.9 | 1.6 | 0.5 | 0.2 | 70 |
| 16.6 | 11.8 | 6.3 | 2.9 | 1.5 | 2.6 | 0.7 | 0.3 | 71 |
| 23.6 | 17.9 | 10.1 | 4.9 | 2.8 | 4.5 | 1.1 | 0.6 | 72 |
| 20.4 | 27.6 | 20.0 | 9.2 | 5.6 | 9.1 | 2.2 | 1.1 | 73 |
| ..... | 6.3 | 29.5 | 18.6 | 15.5 | 22.8 | 5.0 | 2.4 | 74 |
| ..... | ..... | ..... | 0.6 | 6.6 | 45.9 | 27.8 | 19.1 | 75 |
| 13.9 | 14.0 | 12.4 | 7.0 | 5.2 | 10.7 | 3.3 | 1.7 | 76 |
| 12.3 | 11.8 | 9.8 | 5.4 | 4.3 | 11.9 | 6.1 | 3.9 | 77 |
| 3.0 | 3.2 | 7.5 | 3.1 | 4.3 | 26.7 | 25.1 | 20.2 | 78 |
| 13.3 | 12.6 | 10.0 | 5.7 | 4.3 | 10.4 | 4.3 | 2.3 | 79 |
| 15.2 | 15.5 | 12.5 | 7.5 | 5.3 | 11.0 | 3.4 | 1.9 | 80 |
| 15.1 | 15.0 | 10.7 | 6.6 | 4.5 | 9.6 | 2.9 | 1.1 | 81 |
| 12.1 | 12.5 | 12.3 | 6.6 | 5.4 | 13.2 | 5.8 | 4.4 | 82 |
| 12.3 | 11.6 | 10.5 | 5.6 | 4.3 | 9.6 | 3.6 | 2.3 | 83 |
| 12.0 | 11.3 | 10.2 | 5.4 | 4.2 | 9.3 | 3.5 | 2.2 | 84 |
| 13.3 | 12.9 | 11.8 | 6.3 | 4.9 | 10.9 | 4.2 | 2.8 | 85 |
| 15.2 | 14.9 | 11.3 | 6.7 | 4.6 | 9.7 | 3.0 | 1.5 | 86 |

## Table 8.—FARMS AND FARM CHARACTERISTICS

[Data are based on reports for only a sample of farms. See text.

| | Item | Total, all farms | Size of farm | | | |
|---|---|---|---|---|---|---|
| | | | Under 10 acres | 10-29 acres | 30-49 acres | 50-69 acres |
| | **FARMS, ACREAGE, AND VALUE—Continued** | | | | | |
| | **Average acreage per farm reporting—** | | | | | |
| 1 | Cropland harvested....acres.. | 72.8 | 3.7 | 11.6 | 19.6 | 25.5 |
| 2 | Cropland used only for pasture....acres.. | 32.6 | 3.0 | 7.2 | 11.6 | 15.1 |
| 3 | Cropland not harvested and not pastured....acres.. | 41.1 | 2.7 | 6.4 | 10.3 | 13.5 |
| 4 | Cultivated summer fallow....acres.. | 122.2 | 2.4 | 5.2 | 8.9 | 11.9 |
| 5 | Other....acres.. | 27.2 | 2.7 | 6.4 | 10.3 | 13.5 |
| 6 | Woodland pastured....acres.. | 78.9 | 3.1 | 7.0 | 12.0 | 15.7 |
| 7 | Woodland not pastured....acres.. | 51.3 | 2.9 | 7.2 | 13.5 | 19.6 |
| 8 | Other pasture (not cropland and not woodland)....acres.. | 201.8 | 3.2 | 7.6 | 12.4 | 17.0 |
| 9 | Other land (house lots, roads, wasteland, etc.)....acres.. | 9.6 | 1.9 | 2.5 | 3.4 | 4.3 |
| 10 | Cropland, total....acres.. | 94.8 | 4.1 | 13.6 | 25.2 | 35.1 |
| 11 | Land pastured, total....acres.. | 152.4 | 3.3 | 8.7 | 16.0 | 22.8 |
| 12 | Woodland, total....acres.. | 80.0 | 3.1 | 7.8 | 14.8 | 21.5 |
| | **Proportion of land in farms represented by—** | | | | | |
| 13 | Cropland harvested....percent.. | 29.8 | 40.1 | 53.1 | 44.7 | 39.9 |
| 14 | Cropland used only for pasture....percent.. | 6.0 | 10.8 | 9.3 | 10.4 | 10.9 |
| 15 | Cropland not harvested and not pastured....percent.. | 5.5 | 6.4 | 7.0 | 7.3 | 7.6 |
| 16 | Cultivated summer fallow....percent.. | 2.2 | 0.2 | 0.2 | 0.2 | 0.1 |
| 17 | Other....percent.. | 3.3 | 6.2 | 6.8 | 7.2 | 7.5 |
| 18 | Woodland pastured....percent.. | 11.7 | 2.8 | 5.3 | 9.0 | 9.9 |
| 19 | Woodland not pastured....percent.. | 7.3 | 3.5 | 7.3 | 11.5 | 14.5 |
| 20 | Other pasture (not cropland and not woodland)....percent.. | 35.8 | 9.0 | 8.1 | 9.5 | 10.6 |
| 21 | Other land (house lots, roads, wasteland, etc.)....percent.. | 3.9 | 27.3 | 10.0 | 7.6 | 6.6 |
| 22 | Cropland, total....percent.. | 41.3 | 57.3 | 69.4 | 62.4 | 58.3 |
| 23 | Land pastured, total....percent.. | 53.4 | 22.7 | 22.7 | 28.9 | 31.4 |
| 24 | Woodland, total....percent.. | 19.0 | 6.4 | 12.5 | 20.5 | 24.4 |
| | **Percent distribution of acreage of—** | | | | | |
| 25 | Cropland harvested....percent.. | 100.0 | 0.3 | 2.4 | 3.1 | 2.9 |
| 26 | Cropland used only for pasture....percent.. | 100.0 | 0.4 | 2.1 | 3.6 | 3.9 |
| 27 | Cropland not harvested and not pastured....percent.. | 100.0 | 0.2 | 1.7 | 2.7 | 2.9 |
| 28 | Cultivated summer fallow....percent.. | 100.0 | (1) | 0.1 | 0.1 | 0.1 |
| 29 | Other....percent.. | 100.0 | 0.4 | 2.7 | 4.5 | 4.8 |
| 30 | Woodland pastured....percent.. | 100.0 | 0.1 | 0.6 | 1.6 | 1.8 |
| 31 | Woodland not pastured....percent.. | 100.0 | 0.1 | 1.3 | 3.2 | 4.2 |
| 32 | Other pasture (not cropland and not woodland)....percent.. | 100.0 | 0.1 | 0.3 | 0.5 | 0.6 |
| 33 | Other land (house lots, roads, wasteland, etc.)....percent.. | 100.0 | 1.5 | 3.4 | 4.0 | 3.6 |
| 34 | Cropland, total....percent.. | 100.0 | 0.3 | 2.2 | 3.1 | 3.0 |
| 35 | Land pastured, total....percent.. | 100.0 | 0.1 | 0.6 | 1.1 | 1.3 |
| 36 | Woodland, total....percent.. | 100.0 | 0.1 | 0.9 | 2.2 | 2.7 |
| 37 | **Irrigated land in farms**....farms reporting.. | 306,617 | 41,766 | 59,286 | 33,929 | 17,412 |
| 38 | Proportion of farms reporting....percent.. | 5.7 | 8.7 | 7.0 | 5.4 | 4.1 |
| 39 | Percent distribution....percent.. | 100.0 | 13.6 | 19.3 | 11.1 | 5.7 |
| 40 | ....acres.. | 25,832,480 | 166,595 | 738,794 | 918,770 | 681,552 |
| 41 | Average per farm....acres.. | 84.2 | 4.0 | 12.5 | 27.1 | 39.1 |
| 42 | Proportion of land in farms....percent.. | 2.2 | 6.9 | 4.8 | 3.8 | 2.8 |
| 43 | Percent distribution....percent.. | 100.0 | 0.6 | 2.9 | 3.6 | 2.6 |
| 44 | Land irrigated by sprinklers....farms reporting.. | 25,987 | 5,632 | 5,653 | 2,662 | 1,712 |
| 45 | Proportion of irrigated farms....percent.. | 8.5 | 13.5 | 9.5 | 7.8 | 9.8 |
| 46 | Percent distribution....percent.. | 100.0 | 21.7 | 21.8 | 10.2 | 6.6 |
| 47 | ....acres.. | 660,913 | 16,609 | 46,640 | 40,288 | 33,174 |
| 48 | Average per farm....acres.. | 25.4 | 2.9 | 8.3 | 15.1 | 19.4 |
| 49 | Percent of total irrigated land....percent.. | 2.6 | 10.0 | 6.3 | 4.4 | 4.9 |
| 50 | Percent distribution....percent.. | 100.0 | 2.5 | 7.1 | 6.1 | 5.0 |
| | **FARM OPERATORS** | | | | | |
| 51 | Residing on farm operated....operators reporting.. | 5,005,595 | 444,145 | 798,725 | 587,020 | 401,154 |
| 52 | Not residing on farm operated....operators reporting.. | 248,685 | 18,552 | 32,620 | 22,080 | 15,042 |
| | Proportion of operators reporting as to residence— | | | | | |
| 53 | Residing on farm operated....percent.. | 95.3 | 96.0 | 96.1 | 96.4 | 96.4 |
| 54 | Not residing on farm operated....percent.. | 4.7 | 4.0 | 3.9 | 3.6 | 3.6 |
| 55 | With other income of family exceeding value of agricultural products sold....operators reporting.. | 1,566,154 | 280,083 | 365,346 | 241,477 | 147,990 |
| 56 | Proportion of operators reporting....percent.. | 29.1 | 58.3 | 42.8 | 38.7 | 34.7 |
| 57 | Percent distribution....percent.. | 100.0 | 17.9 | 23.3 | 15.4 | 9.4 |
| | **Off-farm work:** | | | | | |
| 58 | Working off their farms, total....operators reporting.. | 2,089,834 | 290,220 | 424,541 | 275,751 | 173,243 |
| 59 | 1-99 days....operators reporting.. | 835,224 | 49,588 | 134,508 | 97,943 | 65,303 |
| 60 | 100 days or more....operators reporting.. | 1,254,610 | 240,632 | 290,033 | 177,808 | 107,940 |
| 61 | Not working off their farms....operators reporting.. | 3,150,267 | 171,323 | 407,318 | 333,591 | 242,521 |
| | Proportion of operators reporting as to off-farm work— | | | | | |
| 62 | Working off their farms, total....percent.. | 39.9 | 62.9 | 51.0 | 45.3 | 41.7 |
| 63 | 1-99 days....percent.. | 15.9 | 10.7 | 16.2 | 16.1 | 15.7 |
| 64 | 100 days or more....percent.. | 23.9 | 52.1 | 34.9 | 29.2 | 26.0 |
| 65 | Not working off their farms....percent.. | 60.1 | 37.1 | 49.0 | 54.7 | 58.3 |

See footnotes at end of table.

## BY SIZE OF FARM: CENSUS OF 1950—Continued

Data for States in tables 13 to 55 and in Volume I]

| Size of farm—Continued | | | | | | | | |
|---|---|---|---|---|---|---|---|---|
| 70-99 acres | 100-139 acres | 140-179 acres | 180-219 acres | 220-259 acres | 260-499 acres | 500-999 acres | 1,000 acres and over | |
| 36.0 | 50.5 | 78.1 | 91.3 | 117.8 | 166.0 | 278.7 | 506.8 | 1 |
| 19.1 | 24.3 | 28.6 | 34.9 | 39.9 | 54.2 | 105.6 | 355.3 | 2 |
| 16.7 | 21.0 | 26.0 | 30.0 | 34.6 | 54.9 | 123.7 | 354.7 | 3 |
| 15.6 | 19.1 | 26.2 | 29.1 | 33.1 | 59.1 | 122.9 | 344.6 | 4 |
| 16.6 | 20.8 | 25.3 | 29.4 | 33.2 | 46.6 | 85.9 | 212.9 | 5 |
| 21.9 | 29.5 | 40.8 | 50.4 | 60.2 | 93.6 | 227.0 | 2,001.2 | 6 |
| 26.6 | 36.2 | 46.9 | 58.7 | 67.0 | 100.1 | 222.9 | 862.2 | 7 |
| 22.6 | 30.4 | 39.5 | 48.9 | 58.1 | 95.1 | 244.7 | 3,540.3 | 8 |
| 5.6 | 7.2 | 9.3 | 11.2 | 13.1 | 17.8 | 29.9 | 84.5 | 9 |
| 49.0 | 68.4 | 98.6 | 117.6 | 147.8 | 210.7 | 378.6 | 797.9 | 10 |
| 31.6 | 43.8 | 55.1 | 71.5 | 82.0 | 125.9 | 293.9 | 3,465.9 | 11 |
| 29.6 | 40.9 | 55.0 | 69.9 | 81.7 | 126.1 | 289.7 | 1,935.5 | 12 |
| 40.8 | 41.2 | 47.5 | 44.5 | 48.0 | 46.0 | 38.6 | 11.0 | 13 |
| 11.2 | 10.8 | 9.3 | 9.5 | 8.8 | 7.4 | 5.9 | 2.6 | 14 |
| 6.3 | 5.7 | 4.8 | 4.7 | 4.6 | 6.1 | 9.3 | 4.3 | 15 |
| 0.2 | 0.2 | 0.5 | 0.4 | 0.6 | 2.0 | 5.1 | 3.0 | 16 |
| 6.1 | 5.5 | 4.3 | 4.3 | 4.0 | 4.1 | 4.1 | 1.4 | 17 |
| 11.2 | 11.6 | 10.6 | 11.9 | 10.7 | 10.6 | 10.5 | 13.0 | 18 |
| 13.1 | 13.3 | 10.1 | 11.8 | 9.8 | 9.5 | 8.6 | 3.1 | 19 |
| 11.1 | 11.6 | 12.1 | 12.2 | 12.8 | 15.5 | 23.1 | 64.1 | 20 |
| 6.4 | 5.8 | 5.6 | 5.4 | 5.3 | 4.8 | 4.1 | 1.9 | 21 |
| 58.3 | 57.7 | 61.6 | 58.7 | 61.4 | 59.5 | 53.7 | 17.9 | 22 |
| 33.5 | 34.0 | 32.0 | 33.6 | 32.3 | 33.6 | 39.5 | 79.7 | 23 |
| 24.3 | 24.9 | 20.7 | 23.7 | 20.5 | 20.1 | 19.1 | 16.2 | 24 |
| 6.0 | 8.1 | 11.3 | 7.0 | 7.1 | 22.2 | 14.1 | 15.7 | 25 |
| 8.1 | 10.4 | 10.9 | 7.5 | 6.4 | 17.7 | 10.7 | 18.4 | 26 |
| 5.0 | 6.0 | 6.2 | 4.0 | 3.7 | 15.9 | 18.2 | 33.4 | 27 |
| 0.4 | 0.5 | 1.6 | 0.7 | 1.2 | 12.9 | 25.3 | 57.0 | 28 |
| 8.1 | 9.7 | 9.3 | 6.1 | 5.3 | 17.9 | 13.5 | 17.7 | 29 |
| 4.2 | 5.8 | 6.5 | 4.8 | 4.0 | 13.1 | 9.8 | 47.7 | 30 |
| 7.8 | 10.5 | 9.8 | 7.6 | 5.9 | 18.7 | 12.8 | 18.1 | 31 |
| 1.4 | 1.9 | 2.4 | 1.6 | 1.6 | 6.2 | 7.0 | 76.4 | 32 |
| 7.1 | 8.6 | 10.2 | 6.4 | 5.9 | 17.7 | 11.3 | 20.3 | 33 |
| 6.2 | 8.1 | 10.6 | 6.7 | 6.5 | 20.7 | 14.1 | 18.5 | 34 |
| 2.7 | 3.7 | 4.3 | 3.0 | 2.6 | 9.0 | 8.0 | 63.6 | 35 |
| 5.6 | 7.6 | 7.7 | 5.9 | 4.7 | 15.2 | 10.9 | 36.3 | 36 |
| 28,166 | 19,571 | 22,646 | 9,980 | 8,821 | 27,186 | 16,788 | 21,066 | 37 |
| 4.5 | 3.4 | 4.3 | 3.6 | 4.1 | 5.7 | 9.1 | 17.4 | 38 |
| 9.2 | 6.4 | 7.4 | 3.3 | 2.9 | 8.9 | 5.5 | 6.9 | 39 |
| 1,573,269 | 1,380,482 | 2,093,791 | 1,030,938 | 1,035,867 | 4,020,126 | 3,464,352 | 8,727,944 | 40 |
| 55.9 | 70.5 | 92.5 | 103.3 | 117.4 | 147.9 | 206.4 | 414.3 | 41 |
| 3.1 | 2.0 | 2.5 | 1.9 | 2.0 | 2.4 | 2.7 | 1.8 | 42 |
| 6.1 | 5.3 | 8.1 | 4.0 | 4.0 | 15.6 | 13.4 | 33.8 | 43 |
| 2,040 | 1,814 | 1,175 | 742 | 582 | 1,810 | 1,052 | 1,113 | 44 |
| 7.2 | 9.3 | 5.2 | 7.4 | 6.6 | 6.7 | 6.3 | 5.3 | 45 |
| 7.9 | 7.0 | 4.5 | 2.9 | 2.2 | 7.0 | 4.0 | 4.3 | 46 |
| 53,231 | 51,419 | 43,321 | 30,310 | 25,912 | 91,841 | 77,139 | 151,029 | 47 |
| 26.1 | 28.3 | 36.9 | 40.8 | 44.5 | 50.7 | 73.3 | 135.7 | 48 |
| 3.4 | 3.7 | 2.1 | 2.9 | 2.5 | 2.3 | 2.2 | 1.7 | 49 |
| 8.1 | 7.8 | 6.6 | 4.6 | 3.9 | 13.9 | 11.7 | 22.9 | 50 |
| 582,097 | 546,363 | 487,749 | 258,557 | 200,109 | 437,589 | 162,016 | 100,071 | 51 |
| 25,011 | 22,937 | 24,550 | 11,978 | 9,618 | 30,367 | 17,797 | 18,133 | 52 |
| 95.9 | 96.0 | 95.2 | 95.6 | 95.4 | 93.5 | 90.1 | 84.7 | 53 |
| 4.1 | 4.0 | 4.8 | 4.4 | 4.6 | 6.5 | 9.9 | 15.3 | 54 |
| 177,924 | 129,794 | 81,766 | 38,946 | 24,515 | 50,148 | 18,174 | 9,991 | 55 |
| 28.7 | 22.3 | 15.7 | 14.1 | 11.5 | 10.5 | 9.9 | 8.3 | 56 |
| 11.4 | 8.3 | 5.2 | 2.5 | 1.6 | 3.2 | 1.2 | 0.6 | 57 |
| 234,951 | 194,187 | 154,707 | 79,717 | 58,795 | 129,918 | 47,793 | 26,011 | 58 |
| 98,212 | 93,613 | 87,922 | 46,765 | 36,974 | 82,118 | 28,507 | 13,771 | 59 |
| 136,739 | 100,574 | 66,785 | 32,952 | 21,821 | 47,800 | 19,286 | 12,240 | 60 |
| 370,469 | 372,955 | 354,460 | 189,379 | 149,674 | 335,747 | 131,500 | 91,330 | 61 |
| 38.8 | 34.2 | 30.4 | 29.6 | 28.2 | 27.9 | 26.7 | 22.2 | 62 |
| 16.2 | 16.5 | 17.3 | 17.4 | 17.7 | 17.6 | 15.9 | 11.7 | 63 |
| 22.6 | 17.7 | 13.1 | 12.2 | 10.5 | 10.3 | 10.8 | 10.4 | 64 |
| 61.2 | 65.8 | 69.6 | 70.4 | 71.8 | 72.1 | 73.3 | 77.8 | 65 |

## Table 8.—FARMS AND FARM CHARACTERISTICS

[Data are based on reports for only a sample of farms. See text.

| | Item | Total, all farms | Size of farm | | | |
|---|---|---|---|---|---|---|
| | | | Under 10 acres | 10-29 acres | 30-49 acres | 50-69 acres |
| | **FARM OPERATORS—Continued** | | | | | |
| | **Operators by age:** | | | | | |
| 1 | Under 25 years.....operators reporting.. | 163,726 | 17,090 | 40,659 | 18,161 | 10,176 |
| 2 | 25-34 years.....operators reporting.. | 791,323 | 59,858 | 130,320 | 86,225 | 54,362 |
| 3 | 35-44 years.....operators reporting.. | 1,186,918 | 95,898 | 177,672 | 134,797 | 89,478 |
| 4 | 45-54 years.....operators reporting.. | 1,157,085 | 95,136 | 166,711 | 128,981 | 90,240 |
| 5 | 55-64 years.....operators reporting.. | 1,000,350 | 89,787 | 146,287 | 115,431 | 84,731 |
| 6 | 65 years and over.....operators reporting.. | 744,594 | 90,980 | 131,426 | 98,016 | 70,293 |
| 7 | Average age.....years.. | 48.3 | 50.1 | 48.0 | 49.0 | 49.8 |
| | Proportion of operators reporting as to age— | | | | | |
| 8 | Under 25 years.....percent.. | 3.2 | 3.8 | 5.1 | 3.1 | 2.5 |
| 9 | 25-34 years.....percent.. | 15.7 | 13.3 | 16.4 | 14.8 | 13.6 |
| 10 | 35-44 years.....percent.. | 23.5 | 21.4 | 22.4 | 23.2 | 22.4 |
| 11 | 45-54 years.....percent.. | 22.9 | 21.2 | 21.0 | 22.2 | 22.6 |
| 12 | 55-64 years.....percent.. | 19.8 | 20.0 | 18.4 | 19.8 | 21.2 |
| 13 | 65 years and over.....percent.. | 14.8 | 20.3 | 16.6 | 16.9 | 17.6 |
| | **Operators by years on present farm:** | | | | | |
| 14 | Less than 5 years.....operators reporting.. | 1,855,558 | 192,184 | 370,515 | 237,105 | 142,101 |
| 15 | 1 year or less.....operators reporting.. | 471,320 | 52,437 | 115,231 | 67,610 | 36,878 |
| 16 | 5-9 years.....operators reporting.. | 1,011,185 | 92,431 | 152,475 | 112,399 | 77,559 |
| 17 | 10 years or more.....operators reporting.. | 2,191,287 | 155,583 | 275,784 | 237,048 | 181,411 |
| 18 | Average on present farm.....years.. | 13 | 10 | 10 | 12 | 13 |
| | Proportion of operators reporting as to years on farm— | | | | | |
| 19 | Less than 5 years.....percent.. | 36.7 | 43.7 | 46.4 | 40.4 | 35.4 |
| 20 | 1 year or less.....percent.. | 9.3 | 11.9 | 14.4 | 11.5 | 9.2 |
| 21 | 5-9 years.....percent.. | 20.0 | 21.0 | 19.1 | 19.2 | 19.3 |
| 22 | 10 years or more.....percent.. | 43.3 | 35.3 | 34.5 | 40.4 | 45.2 |
| | Percent distribution of operators on present farm— | | | | | |
| 23 | Less than 5 years.....percent.. | 100.0 | 10.4 | 20.0 | 12.8 | 7.7 |
| 24 | 1 year or less.....percent.. | 100.0 | 11.1 | 24.4 | 14.3 | 7.8 |
| 25 | 5-9 years.....percent.. | 100.0 | 9.1 | 15.1 | 11.1 | 7.7 |
| 26 | 10 years or more.....percent.. | 100.0 | 7.1 | 12.6 | 10.8 | 8.3 |
| | **SPECIFIED FACILITIES** | | | | | |
| 27 | Telephone.....farms reporting.. | 2,057,556 | 183,481 | 214,017 | 148,633 | 117,079 |
| 28 | Electricity.....farms reporting.. | 4,213,599 | 373,657 | 593,360 | 454,842 | 326,758 |
| 29 | From a power line.....farms reporting.. | 4,154,359 | 372,484 | 591,577 | 453,097 | 325,679 |
| 30 | Average of last monthly electric bill.....dollars.. | 7.39 | 6.12 | 5.23 | 5.14 | 5.43 |
| 31 | From a home plant.....farms reporting.. | 59,240 | 1,173 | 1,783 | 1,745 | 1,071 |
| 32 | Electric water pump.....farms reporting.. | 2,018,578 | 154,019 | 224,673 | 173,283 | 131,547 |
| 33 | Electric hot-water heater.....farms reporting.. | 936,066 | 83,551 | 100,564 | 68,949 | 52,450 |
| 34 | Home freezer.....farms reporting.. | 650,512 | 43,639 | 59,460 | 44,636 | 36,293 |
| 35 | Electric washing machine.....farms reporting.. | 3,160,141 | 276,115 | 379,364 | 303,206 | 228,516 |
| 36 | Electric chick brooder.....farms reporting.. | 800,477 | 64,285 | 75,992 | 60,676 | 49,212 |
| 37 | Electric power feed grinder.....farms reporting.. | 61,923 | 3,163 | 4,670 | 4,042 | 3,393 |
| | Proportion of farms reporting— | | | | | |
| 38 | Telephone.....percent.. | 38.2 | 38.2 | 25.1 | 23.8 | 27.5 |
| 39 | Electricity.....percent.. | 78.3 | 77.8 | 69.6 | 72.9 | 76.7 |
| 40 | Electric water pump.....percent.. | 37.5 | 32.1 | 26.3 | 27.8 | 30.9 |
| 41 | Electric hot-water heater.....percent.. | 17.4 | 17.4 | 11.8 | 11.1 | 12.3 |
| 42 | Home freezer.....percent.. | 12.1 | 9.1 | 7.0 | 7.2 | 8.5 |
| 43 | Electric washing machine.....percent.. | 58.7 | 57.5 | 44.5 | 48.6 | 53.6 |
| 44 | Electric chick brooder.....percent.. | 14.9 | 13.4 | 8.9 | 9.7 | 11.6 |
| 45 | Electric power feed grinder.....percent.. | 1.2 | 0.7 | 0.5 | 0.6 | 0.8 |
| | Proportion of farms reporting electricity that also reported— | | | | | |
| 46 | Electric water pump.....percent.. | 47.9 | 41.2 | 37.9 | 38.1 | 40.3 |
| 47 | Electric hot-water heater.....percent.. | 22.2 | 22.4 | 16.9 | 15.2 | 16.1 |
| 48 | Home freezer.....percent.. | 15.4 | 11.7 | 10.0 | 9.8 | 11.1 |
| 49 | Electric washing machine.....percent.. | 75.0 | 73.9 | 63.9 | 66.7 | 69.9 |
| 50 | Electric chick brooder.....percent.. | 19.0 | 17.2 | 12.8 | 13.3 | 15.1 |
| 51 | Electric power feed grinder.....percent.. | 1.5 | 0.8 | 0.8 | 0.9 | 1.0 |
| | **SPECIFIED EQUIPMENT ON FARMS** | | | | | |
| 52 | Milking machine.....farms reporting.. | 636,341 | 4,809 | 13,839 | 21,905 | 25,679 |
| 53 | Grain combines.....farms reporting.. | 665,378 | 2,401 | 6,606 | 8,243 | 10,374 |
| 54 | number.. | 713,633 | 2,612 | 7,121 | 8,669 | 10,719 |
| 55 | Corn pickers.....farms reporting.. | 447,387 | 1,158 | 2,072 | 3,127 | 4,517 |
| 56 | number.. | 455,519 | 1,197 | 2,099 | 3,192 | 4,542 |
| 57 | Pick-up hay balers.....farms reporting.. | 191,658 | 1,270 | 4,168 | 4,172 | 4,583 |
| 58 | number.. | 195,858 | 1,311 | 4,305 | 4,303 | 4,644 |
| 59 | Silos.....farms reporting.. | 557,188 | 2,302 | 6,068 | 14,127 | 19,179 |
| | Proportion of farms reporting— | | | | | |
| 60 | Milking machine.....percent.. | 11.8 | 1.0 | 1.6 | 3.5 | 6.0 |
| 61 | Grain combines.....percent.. | 12.4 | 0.5 | 0.8 | 1.3 | 2.4 |
| 62 | Corn pickers.....percent.. | 8.3 | 0.2 | 0.2 | 0.5 | 1.1 |
| 63 | Pick-up hay balers.....percent.. | 3.6 | 0.3 | 0.5 | 0.7 | 1.1 |
| 64 | Silos.....percent.. | 10.4 | 0.5 | 0.7 | 2.3 | 4.5 |
| 65 | Motortrucks.....farms reporting.. | 1,840,391 | 83,404 | 158,932 | 143,281 | 114,193 |
| 66 | Proportion of farms reporting.....percent.. | 34.2 | 17.4 | 18.6 | 23.0 | 26.8 |
| 67 | Percent distribution.....percent.. | 100.0 | 4.5 | 8.6 | 7.8 | 6.2 |
| 68 | number.. | 2,206,670 | 94,473 | 177,595 | 158,765 | 126,461 |
| 69 | Percent distribution.....percent.. | 100.0 | 4.3 | 8.0 | 7.2 | 5.7 |
| 70 | Year of newest model.....farms reporting.. | 1,789,974 | 81,171 | 154,675 | 140,143 | 111,379 |
| 71 | Proportion of farms reporting motortrucks.....percent.. | 97.3 | 97.3 | 97.3 | 97.8 | 97.5 |
| 72 | Under 5 years.....farms reporting.. | 864,949 | 33,623 | 61,162 | 57,999 | 48,568 |
| 73 | 5-9 years.....farms reporting.. | 231,374 | 9,587 | 19,841 | 19,003 | 15,259 |
| 74 | 10 years and over.....farms reporting.. | 693,651 | 37,961 | 73,672 | 63,141 | 47,552 |
| | Percent distribution: | | | | | |
| 75 | All farms reporting.....percent.. | 100.0 | 100.0 | 100.0 | 100.0 | 100.0 |
| 76 | Under 5 years.....percent.. | 48.3 | 41.4 | 39.5 | 41.4 | 43.6 |
| 77 | 5-9 years.....percent.. | 12.9 | 11.8 | 12.8 | 13.6 | 13.7 |
| 78 | 10 years and over.....percent.. | 38.8 | 46.8 | 47.6 | 45.1 | 42.7 |

See footnotes at end of table.

## BY SIZE OF FARM: CENSUS OF 1950—Continued

Data for States in tables 13 to 55 and in Volume I]

| Size of farm—Continued | | | | | | | | |
|---|---|---|---|---|---|---|---|---|
| 70-99 acres | 100-139 acres | 140-179 acres | 180-219 acres | 220-259 acres | 260-499 acres | 500-999 acres | 1,000 acres and over | |
| 15,208 | 14,615 | 15,858 | 8,001 | 5,672 | 12,290 | 3,833 | 2,163 | 1 |
| 83,455 | 83,397 | 88,376 | 45,868 | 36,978 | 78,091 | 27,882 | 16,511 | 2 |
| 131,115 | 128,773 | 120,222 | 66,450 | 52,466 | 116,985 | 45,560 | 27,502 | 3 |
| 134,053 | 130,049 | 115,825 | 61,967 | 49,757 | 111,806 | 43,974 | 28,586 | 4 |
| 126,509 | 113,791 | 95,790 | 49,901 | 37,069 | 84,601 | 32,880 | 23,573 | 5 |
| 93,551 | 77,690 | 57,924 | 28,602 | 20,186 | 45,959 | 17,341 | 12,626 | 6 |
| 49.3 | 48.5 | 47.1 | 46.9 | 46.4 | 46.7 | 47.1 | 48.0 | 7 |
| 2.6 | 2.7 | 3.2 | 3.1 | 2.8 | 2.7 | 2.2 | 1.9 | 8 |
| 14.3 | 15.2 | 17.9 | 17.6 | 18.3 | 17.4 | 16.3 | 14.9 | 9 |
| 22.5 | 23.5 | 24.3 | 25.5 | 26.0 | 26.0 | 26.6 | 24.8 | 10 |
| 23.0 | 23.7 | 23.4 | 23.8 | 24.6 | 24.9 | 25.6 | 25.8 | 11 |
| 21.7 | 20.8 | 19.4 | 19.1 | 18.3 | 18.8 | 19.2 | 21.2 | 12 |
| 16.0 | 14.2 | 11.7 | 11.0 | 10.0 | 10.2 | 10.1 | 11.4 | 13 |
| 200,799 | 180,728 | 172,397 | 84,971 | 65,260 | 137,288 | 45,824 | 26,386 | 14 |
| 49,776 | 42,682 | 37,861 | 17,546 | 12,751 | 25,760 | 7,980 | 4,808 | 15 |
| 114,579 | 107,471 | 100,572 | 53,884 | 43,022 | 96,731 | 37,932 | 22,130 | 16 |
| 269,559 | 261,069 | 221,800 | 122,296 | 94,534 | 216,866 | 89,713 | 65,624 | 17 |
| 14 | 14 | 13 | 14 | 13 | 14 | 15 | 16 | 18 |
| 34.3 | 32.9 | 34.8 | 32.5 | 32.2 | 30.4 | 26.4 | 23.1 | 19 |
| 8.5 | 7.8 | 7.7 | 6.7 | 6.3 | 5.7 | 4.6 | 4.2 | 20 |
| 19.6 | 19.6 | 20.3 | 20.6 | 21.2 | 21.5 | 21.9 | 19.4 | 21 |
| 46.1 | 47.5 | 44.8 | 46.8 | 46.6 | 48.1 | 51.7 | 57.5 | 22 |
| 10.8 | 9.7 | 9.3 | 4.6 | 3.5 | 7.4 | 2.5 | 1.4 | 23 |
| 10.6 | 9.1 | 8.0 | 3.7 | 2.7 | 5.5 | 1.7 | 1.0 | 24 |
| 11.3 | 10.6 | 9.9 | 5.3 | 4.3 | 9.6 | 3.8 | 2.2 | 25 |
| 12.3 | 11.9 | 10.1 | 5.6 | 4.3 | 9.9 | 4.1 | 3.0 | 26 |
| 219,872 | 239,301 | 257,724 | 143,016 | 120,761 | 261,753 | 94,028 | 57,891 | 27 |
| 495,413 | 478,314 | 435,162 | 235,429 | 183,866 | 398,939 | 146,205 | 91,662 | 28 |
| 492,949 | 476,018 | 431,396 | 233,672 | 182,029 | 388,506 | 133,872 | 73,080 | 29 |
| 6.31 | 7.20 | 8.27 | 8.86 | 9.48 | 9.97 | 12.15 | 23.47 | 30 |
| 2,464 | 2,296 | 3,766 | 1,757 | 1,837 | 10,433 | 12,333 | 18,582 | 31 |
| 237,187 | 248,503 | 242,775 | 136,094 | 109,272 | 229,634 | 81,435 | 50,156 | 32 |
| 94,097 | 107,121 | 109,783 | 67,044 | 54,106 | 120,721 | 45,879 | 31,801 | 33 |
| 64,565 | 75,603 | 77,697 | 48,006 | 40,367 | 92,692 | 38,597 | 28,957 | 34 |
| 378,066 | 378,463 | 357,055 | 194,898 | 154,463 | 325,650 | 114,861 | 69,484 | 35 |
| 94,612 | 104,414 | 106,202 | 59,595 | 48,158 | 95,156 | 28,127 | 14,048 | 36 |
| 5,921 | 6,935 | 6,801 | 4,790 | 3,690 | 9,662 | 4,799 | 4,057 | 37 |
| 35.5 | 41.2 | 49.3 | 51.8 | 56.4 | 54.8 | 51.1 | 47.8 | 38 |
| 79.9 | 82.3 | 83.3 | 85.2 | 85.9 | 83.5 | 79.5 | 75.7 | 39 |
| 38.2 | 42.8 | 46.5 | 49.3 | 51.1 | 48.1 | 44.3 | 41.4 | 40 |
| 15.2 | 18.4 | 21.0 | 24.3 | 25.3 | 25.3 | 24.9 | 26.3 | 41 |
| 10.4 | 13.0 | 14.9 | 17.4 | 18.9 | 19.4 | 21.0 | 23.9 | 42 |
| 61.0 | 65.1 | 68.4 | 70.5 | 72.2 | 68.2 | 62.5 | 57.4 | 43 |
| 15.3 | 18.0 | 20.3 | 21.6 | 22.5 | 19.9 | 15.3 | 11.6 | 44 |
| 1.0 | 1.2 | 1.3 | 1.7 | 1.7 | 2.0 | 2.6 | 3.4 | 45 |
| 47.9 | 52.0 | 55.8 | 57.8 | 59.4 | 57.6 | 55.7 | 54.7 | 46 |
| 19.0 | 22.4 | 25.2 | 28.5 | 29.4 | 30.3 | 31.4 | 34.7 | 47 |
| 13.0 | 15.8 | 17.9 | 20.4 | 22.0 | 23.2 | 26.4 | 31.6 | 48 |
| 76.3 | 79.1 | 82.1 | 82.8 | 84.0 | 81.6 | 78.6 | 75.8 | 49 |
| 19.1 | 21.8 | 24.4 | 25.3 | 26.2 | 23.9 | 19.2 | 15.3 | 50 |
| 1.2 | 1.4 | 1.6 | 2.0 | 2.0 | 2.4 | 3.3 | 4.4 | 51 |
| 79,906 | 112,852 | 117,608 | 70,305 | 54,679 | 99,932 | 26,254 | 8,573 | 52 |
| 34,738 | 58,951 | 96,486 | 62,332 | 62,783 | 177,989 | 89,021 | 55,454 | 53 |
| 35,573 | 59,793 | 98,289 | 63,479 | 64,300 | 186,794 | 100,752 | 75,532 | 54 |
| 23,613 | 45,843 | 92,575 | 55,915 | 57,417 | 120,283 | 30,778 | 10,089 | 55 |
| 23,820 | 46,138 | 93,231 | 56,483 | 58,120 | 122,801 | 32,456 | 11,440 | 56 |
| 11,741 | 20,367 | 24,865 | 19,018 | 17,790 | 46,835 | 21,353 | 15,496 | 57 |
| 11,928 | 20,547 | 25,166 | 19,274 | 17,981 | 47,554 | 22,003 | 16,842 | 58 |
| 65,782 | 93,446 | 98,435 | 60,831 | 48,513 | 102,458 | 31,654 | 14,393 | 59 |
| 12.9 | 19.4 | 22.5 | 25.4 | 25.6 | 20.9 | 14.3 | 7.1 | 60 |
| 5.6 | 10.1 | 18.5 | 22.6 | 29.3 | 37.3 | 48.4 | 45.8 | 61 |
| 3.8 | 7.9 | 17.7 | 20.2 | 26.8 | 25.2 | 16.7 | 8.3 | 62 |
| 1.9 | 3.5 | 4.8 | 6.9 | 8.3 | 9.8 | 11.6 | 12.8 | 63 |
| 10.6 | 16.1 | 18.8 | 22.0 | 22.7 | 21.5 | 17.2 | 11.9 | 64 |
| 187,156 | 202,984 | 202,839 | 123,030 | 104,208 | 280,659 | 136,998 | 102,707 | 65 |
| 30.2 | 34.9 | 38.8 | 44.5 | 48.7 | 58.8 | 74.5 | 84.8 | 66 |
| 10.2 | 11.0 | 11.0 | 6.7 | 5.7 | 15.2 | 7.4 | 5.6 | 67 |
| 205,633 | 225,792 | 225,604 | 140,014 | 119,721 | 338,317 | 194,699 | 199,596 | 68 |
| 9.3 | 10.2 | 10.2 | 6.3 | 5.4 | 15.3 | 8.8 | 9.0 | 69 |
| 182,351 | 197,661 | 197,423 | 119,588 | 101,257 | 272,669 | 133,401 | 98,256 | 70 |
| 97.4 | 97.4 | 97.3 | 97.2 | 97.2 | 97.2 | 97.4 | 95.7 | 71 |
| 78,822 | 89,693 | 90,236 | 58,185 | 50,613 | 143,638 | 79,901 | 72,509 | 72 |
| 24,356 | 25,662 | 25,263 | 15,087 | 12,679 | 36,098 | 17,719 | 10,820 | 73 |
| 79,173 | 82,306 | 81,924 | 46,316 | 37,965 | 92,933 | 35,781 | 14,927 | 74 |
| 100.0 | 10..0 | 100.0 | 100.0 | 100.0 | 100.0 | 100.0 | 100.0 | 75 |
| 43.2 | 13.4 | 45.7 | 48.7 | 50.0 | 52.7 | 59.9 | 73.8 | 76 |
| 13.4 | 13.0 | 12.8 | 12.6 | 12.5 | 13.2 | 13.3 | 11.0 | 77 |
| 43.4 | 41.6 | 41.5 | 38.7 | 37.5 | 34.1 | 26.8 | 15.2 | 78 |

## Table 8.—FARMS AND FARM CHARACTERISTICS

[Data are based on reports for only a sample of farms. See text.

| | Item | Total, all farms | Size of farm | | | |
|---|---|---|---|---|---|---|
| | | | Under 10 acres | 10-29 acres | 30-49 acres | 50-69 acres |
| | **SPECIFIED EQUIPMENT ON FARMS—Continued** | | | | | |
| 1 | Tractors.....farms reporting.. | 2,525,206 | 72,892 | 151,045 | 153,765 | 138,931 |
| 2 | Proportion of farms reporting.....percent.. | 46.9 | 15.2 | 17.7 | 24.7 | 32.6 |
| 3 | Percent distribution.....percent.. | 100.0 | 2.9 | 6.0 | 6.1 | 5.5 |
| 4 | number.. | 3,609,281 | 82,862 | 177,425 | 177,195 | 161,459 |
| 5 | Percent distribution.....percent.. | 100.0 | 2.3 | 4.9 | 4.9 | 4.5 |
| 6 | Wheel (other than garden) and/or crawler tractors.....farms reporting.. | 2,433,168 | 38,822 | 126,072 | 144,179 | 134,065 |
| 7 | Wheel tractors (other than garden).....farms reporting.. | 2,382,951 | 36,282 | 118,485 | 138,520 | 130,369 |
| 8 | number.. | 3,249,866 | 39,418 | 129,297 | 149,963 | 143,277 |
| 9 | Garden tractors.....farms reporting.. | 206,024 | 38,704 | 36,723 | 18,052 | 11,443 |
| 10 | number.. | 215,521 | 40,263 | 38,283 | 18,946 | 11,908 |
| 11 | Crawler tractors.....farms reporting.. | 120,272 | 3,014 | 9,455 | 7,879 | 5,914 |
| 12 | number.. | 143,894 | 3,181 | 9,845 | 8,286 | 6,274 |
| | Percent distribution of number: | | | | | |
| 13 | Wheel tractors (other than garden).....percent.. | 100.0 | 1.2 | 4.0 | 4.6 | 4.4 |
| 14 | Garden tractors.....percent.. | 100.0 | 18.7 | 17.8 | 8.8 | 5.5 |
| 15 | Crawler tractors.....percent.. | 100.0 | 2.2 | 6.8 | 5.8 | 4.4 |
| 16 | Year of newest model of wheel tractors (other than garden).....farms reporting.. | 2,162,342 | 30,332 | 102,531 | 124,024 | 117,659 |
| 17 | Proportion of farms reporting wheel tractors (other than garden).....percent.. | 90.7 | 83.6 | 86.5 | 89.5 | 90.3 |
| 18 | Under 5 years.....farms reporting.. | 1,031,942 | 13,681 | 48,168 | 56,497 | 54,554 |
| 19 | 5-9 years.....farms reporting.. | 497,367 | 4,805 | 20,043 | 25,434 | 25,579 |
| 20 | 10 years and over.....farms reporting.. | 633,033 | 11,846 | 34,320 | 42,093 | 37,526 |
| | Percent distribution: | | | | | |
| 21 | All farms reporting.....percent.. | 100.0 | 100.0 | 100.0 | 100.0 | 100.0 |
| 22 | Under 5 years.....percent.. | 47.7 | 45.1 | 47.0 | 45.6 | 46.4 |
| 23 | 5-9 years.....percent.. | 23.0 | 15.8 | 19.5 | 20.5 | 21.7 |
| 24 | 10 years and over.....percent.. | 29.3 | 39.1 | 33.5 | 33.9 | 31.9 |
| 25 | Automobiles.....farms reporting.. | 3,389,773 | 257,120 | 401,666 | 315,175 | 234,001 |
| 26 | Proportion of farms reporting.....percent.. | 63.0 | 53.5 | 47.1 | 50.5 | 54.9 |
| 27 | Percent distribution.....percent.. | 100.0 | 7.6 | 11.8 | 9.3 | 6.9 |
| 28 | number.. | 4,199,224 | 299,990 | 466,040 | 361,953 | 271,654 |
| 29 | Percent distribution.....percent.. | 100.0 | 7.1 | 11.1 | 8.6 | 6.5 |
| 30 | Year of newest model.....farms reporting.. | 3,205,137 | 246,963 | 386,036 | 302,558 | 224,079 |
| 31 | Proportion of farms reporting automobiles.....percent.. | 94.6 | 96.0 | 96.1 | 96.0 | 95.8 |
| 32 | Under 5 years.....farms reporting.. | 1,370,496 | 88,038 | 121,379 | 90,975 | 72,158 |
| 33 | 5-9 years.....farms reporting.. | 452,575 | 38,506 | 60,139 | 46,065 | 33,412 |
| 34 | 10 years and over.....farms reporting.. | 1,382,066 | 120,419 | 204,518 | 165,518 | 118,509 |
| | Percent distribution: | | | | | |
| 35 | All farms reporting.....percent.. | 100.0 | 100.0 | 100.0 | 100.0 | 100.0 |
| 36 | Under 5 years.....percent.. | 42.8 | 35.6 | 31.4 | 30.1 | 32.2 |
| 37 | 5-9 years.....percent.. | 14.1 | 15.6 | 15.6 | 15.2 | 14.9 |
| 38 | 10 years and over.....percent.. | 43.1 | 48.8 | 53.0 | 54.7 | 52.9 |
| | Class of work power: | | | | | |
| 39 | No tractor, horses, or mules.....farms reporting.. | 1,213,125 | 326,573 | 399,677 | 167,417 | 80,112 |
| 40 | No tractor and only 1 horse or mule.....farms reporting.. | 494,106 | 53,362 | 154,851 | 103,007 | 56,578 |
| 41 | No tractor and 2 or more horses and/or mules.....farms reporting.. | 1,146,813 | 27,546 | 147,383 | 199,393 | 150,427 |
| 42 | Tractor and horses and/or mules.....farms reporting.. | 1,276,133 | 7,709 | 31,986 | 49,312 | 56,676 |
| 43 | Tractor and no horses or mules.....farms reporting.. | 1,249,073 | 65,183 | 119,059 | 104,453 | 82,255 |
| | Percent distribution: | | | | | |
| 44 | All farms.....percent.. | 100.0 | 100.0 | 100.0 | 100.0 | 100.0 |
| 45 | No tractor, horses, or mules.....percent.. | 22.6 | 68.0 | 46.9 | 26.8 | 18.8 |
| 46 | No tractor and only 1 horse or mule.....percent.. | 9.2 | 11.1 | 18.2 | 16.5 | 12.3 |
| 47 | No tractor and 2 or more horses and/or mules.....percent.. | 21.3 | 5.7 | 17.3 | 32.0 | 35.3 |
| 48 | Tractor and horses and/or mules.....percent.. | 23.7 | 1.6 | 3.8 | 7.9 | 13.3 |
| 49 | Tractor and no horses or mules.....percent.. | 23.2 | 13.6 | 14.0 | 16.8 | 19.3 |
| | **FARMS BY KIND OF ROAD ON WHICH LOCATED** | | | | | |
| 50 | Hard surface.....farms reporting.. | 1,646,886 | 226,229 | 306,640 | 192,417 | 134,411 |
| 51 | Gravel, shell, or shale.....farms reporting.. | 1,807,370 | 114,881 | 240,363 | 183,606 | 124,645 |
| 52 | Dirt or unimproved.....farms reporting.. | 1,677,604 | 97,306 | 260,941 | 220,248 | 149,912 |
| | Percent distribution: | | | | | |
| 53 | Farms reporting kind of road.....percent.. | 100.0 | 100.0 | 100.0 | 100.0 | 100.0 |
| 54 | Hard surface.....percent.. | 32.1 | 51.6 | 38.0 | 32.3 | 32.9 |
| 55 | Gravel, shell, or shale.....percent.. | 35.2 | 26.2 | 29.7 | 30.8 | 30.5 |
| 56 | Dirt or unimproved.....percent.. | 32.7 | 22.2 | 32.3 | 36.9 | 36.7 |
| | **FARM LABOR WEEK PRECEDING ENUMERATION** | | | | | |
| 57 | Family and/or hired workers.....farms reporting.. | 4,547,947 | 325,807 | 662,813 | 511,241 | 357,662 |
| 58 | persons.. | 8,538,064 | 465,203 | 990,322 | 827,206 | 603,768 |
| 59 | Family workers including operators.....farms reporting.. | 4,470,603 | 321,350 | 654,968 | 505,769 | 352,884 |
| 60 | persons.. | 6,982,795 | 420,974 | 910,491 | 760,970 | 542,881 |
| 61 | Operators working 1 or more hours.....persons.. | 4,246,072 | 297,888 | 615,954 | 474,345 | 332,335 |
| 62 | Unpaid members of operator's family working 15 hours or more.....farms reporting.. | 1,847,973 | 97,689 | 213,927 | 196,054 | 142,962 |
| 63 | persons.. | 2,736,723 | 123,086 | 294,537 | 286,625 | 210,546 |
| 64 | Hired workers.....farms reporting.. | 703,134 | 22,984 | 43,037 | 37,622 | 34,374 |
| 65 | persons.. | 1,555,269 | 44,229 | 79,831 | 66,236 | 60,887 |
| 66 | 1 hired worker.....farms reporting.. | 447,144 | 14,926 | 28,727 | 25,967 | 23,465 |
| 67 | 2 hired workers.....farms reporting.. | 133,695 | 4,197 | 7,524 | 6,568 | 6,240 |
| 68 | 3-4 hired workers.....farms reporting.. | 72,872 | 2,336 | 4,313 | 3,265 | 3,102 |
| 69 | 5-9 hired workers.....farms reporting.. | 33,762 | 1,164 | 1,892 | 1,351 | 1,139 |
| 70 | 10 hired workers or more.....farms reporting.. | 15,661 | 361 | 581 | 471 | 428 |
| 71 | Regular workers (to be employed 150 days or more).....farms reporting.. | 504,041 | 11,995 | 20,576 | 19,181 | 19,383 |
| 72 | persons.. | 1,014,518 | 23,692 | 36,211 | 30,074 | 29,650 |
| 73 | 1 hired worker.....farms reporting.. | 343,309 | 7,704 | 14,908 | 14,478 | 14,612 |
| 74 | 2 hired workers.....farms reporting.. | 88,120 | 2,246 | 3,282 | 2,827 | 3,069 |
| 75 | 3-4 hired workers.....farms reporting.. | 43,073 | 1,158 | 1,414 | 1,236 | 1,204 |
| 76 | 5-9 hired workers.....farms reporting.. | 19,799 | 669 | 671 | 449 | 379 |
| 77 | 10 hired workers or more.....farms reporting.. | 9,740 | 218 | 301 | 191 | 119 |
| 78 | Seasonal workers (to be employed less than 150 days).....farms reporting.. | 271,340 | 13,134 | 25,602 | 21,037 | 17,904 |
| 79 | persons.. | 540,751 | 20,537 | 43,620 | 36,162 | 31,237 |
| 80 | 1 hired worker.....farms reporting.. | 187,549 | 9,529 | 17,654 | 14,558 | 12,542 |
| 81 | 2 hired workers.....farms reporting.. | 45,293 | 2,142 | 4,343 | 3,713 | 2,960 |
| 82 | 3-4 hired workers.....farms reporting.. | 23,932 | 1,048 | 2,425 | 1,816 | 1,591 |
| 83 | 5-9 hired workers.....farms reporting.. | 9,871 | 344 | 955 | 724 | 553 |
| 84 | 10 hired workers or more.....farms reporting.. | 4,695 | 71 | 225 | 226 | 258 |
| 85 | Regular hired workers and no seasonal hired workers.....farms reporting.. | 431,794 | 9,850 | 17,435 | 16,585 | 16,470 |

See footnotes at end of table.

## BY SIZE OF FARM: CENSUS OF 1950—Continued

Data for States in tables 13 to 55 and in Volume I]

| Size of farm—Continued | | | | | | | | |
|---|---|---|---|---|---|---|---|---|
| 70-99 acres | 100-139 acres | 140-179 acres | 180-219 acres | 220-259 acres | 260-499 acres | 500-999 acres | 1,000 acres and over | |
| 290,967 | 332,766 | 366,507 | 202,610 | 168,770 | 391,495 | 156,204 | 99,254 | 1 |
| 46.9 | 57.3 | 70.2 | 73.3 | 78.9 | 82.0 | 84.9 | 82.0 | 2 |
| 11.5 | 13.2 | 14.5 | 8.0 | 6.7 | 15.5 | 6.2 | 3.9 | 3 |
| 342,480 | 412,560 | 487,088 | 288,601 | 256,697 | 658,814 | 310,686 | 253,414 | 4 |
| 9.5 | 11.4 | 13.5 | 8.0 | 7.1 | 18.3 | 8.6 | 7.0 | 5 |
| 285,421 | 328,637 | 363,570 | 201,078 | 167,707 | 389,248 | 155,512 | 98,857 | 6 |
| 280,784 | 324,275 | 359,825 | 198,767 | 166,162 | 384,108 | 151,276 | 94,098 | 7 |
| 315,875 | 384,321 | 459,411 | 270,955 | 241,890 | 615,061 | 283,336 | 217,062 | 8 |
| 17,078 | 17,698 | 16,860 | 10,058 | 8,416 | 19,537 | 6,965 | 4,490 | 9 |
| 17,670 | 18,135 | 17,517 | 10,439 | 8,807 | 20,723 | 7,597 | 5,233 | 10 |
| 8,311 | 9,252 | 9,235 | 6,434 | 5,386 | 19,793 | 15,478 | 20,121 | 11 |
| 8,935 | 10,104 | 10,160 | 7,207 | 6,000 | 23,030 | 19,753 | 31,119 | 12 |
| 9.7 | 11.8 | 14.1 | 8.3 | 7.4 | 18.9 | 8.7 | 6.7 | 13 |
| 8.2 | 8.4 | 8.1 | 4.8 | 4.1 | 9.6 | 3.5 | 2.4 | 14 |
| 6.2 | 7.0 | 7.1 | 5.0 | 4.2 | 16.0 | 13.7 | 21.6 | 15 |
| 254,508 | 295,797 | 330,605 | 181,266 | 152,761 | 351,903 | 138,054 | 82,902 | 16 |
| 90.6 | 91.2 | 91.9 | 91.2 | 91.9 | 91.6 | 91.3 | 88.1 | 17 |
| 108,150 | 129,617 | 141,422 | 86,607 | 75,937 | 184,423 | 79,281 | 53,605 | 18 |
| 59,155 | 71,643 | 80,191 | 44,181 | 36,657 | 82,708 | 30,751 | 16,220 | 19 |
| 87,203 | 94,537 | 108,992 | 50,478 | 40,167 | 84,772 | 28,022 | 13,077 | 20 |
| 100.0 | 100.0 | 100.0 | 100.0 | 100.0 | 100.0 | 100.0 | 100.0 | 21 |
| 42.5 | 43.8 | 42.8 | 47.8 | 49.7 | 52.4 | 57.4 | 64.7 | 22 |
| 23.2 | 24.2 | 24.3 | 24.4 | 24.0 | 23.5 | 22.3 | 19.6 | 23 |
| 34.3 | 32.0 | 33.0 | 27.8 | 26.3 | 24.1 | 20.3 | 15.8 | 24 |
| 392,159 | 392,209 | 390,387 | 208,398 | 169,331 | 380,945 | 148,811 | 99,571 | 25 |
| 63.2 | 67.5 | 74.7 | 75.4 | 79.1 | 79.8 | 80.9 | 82.2 | 26 |
| 11.6 | 11.6 | 11.5 | 6.1 | 5.0 | 11.2 | 4.4 | 2.9 | 27 |
| 457,788 | 467,475 | 473,651 | 260,022 | 219,132 | 515,888 | 222,794 | 182,837 | 28 |
| 10.9 | 11.1 | 11.3 | 6.2 | 5.2 | 12.3 | 5.3 | 4.4 | 29 |
| 371,702 | 369,721 | 367,300 | 194,727 | 158,287 | 355,810 | 138,732 | 89,222 | 30 |
| 94.8 | 94.3 | 94.1 | 93.4 | 93.5 | 93.4 | 93.2 | 89.6 | 31 |
| 128,655 | 144,346 | 164,560 | 96,438 | 85,282 | 210,281 | 96,215 | 72,169 | 32 |
| 52,689 | 52,410 | 52,566 | 26,878 | 21,345 | 45,985 | 15,756 | 6,824 | 33 |
| 190,358 | 172,965 | 150,174 | 71,411 | 51,660 | 99,544 | 26,761 | 10,229 | 34 |
| 100.0 | 100.0 | 100.0 | 100.0 | 100.0 | 100.0 | 100.0 | 100.0 | 35 |
| 34.6 | 39.0 | 44.8 | 49.5 | 53.9 | 59.1 | 69.4 | 80.9 | 36 |
| 14.2 | 14.2 | 14.3 | 13.8 | 13.5 | 12.9 | 11.4 | 7.6 | 37 |
| 51.2 | 46.8 | 40.9 | 36.7 | 32.6 | 28.0 | 19.3 | 11.5 | 38 |
| 85,382 | 57,415 | 38,881 | 15,945 | 10,423 | 20,728 | 7,306 | 3,266 | 39 |
| 50,811 | 32,525 | 16,928 | 8,174 | 4,747 | 8,854 | 2,924 | 1,345 | 40 |
| 192,971 | 158,393 | 99,956 | 49,554 | 30,032 | 56,481 | 17,479 | 17,198 | 41 |
| 130,195 | 169,994 | 191,358 | 114,223 | 96,667 | 239,560 | 108,337 | 80,116 | 42 |
| 160,772 | 162,772 | 175,149 | 88,387 | 72,103 | 151,935 | 47,867 | 19,138 | 43 |
| 100.0 | 100.0 | 100.0 | 100.0 | 100.0 | 100.0 | 100.0 | 100.0 | 44 |
| 13.8 | 9.9 | 7.4 | 5.8 | 4.9 | 4.3 | 4.0 | 2.7 | 45 |
| 8.2 | 5.6 | 3.2 | 3.0 | 2.2 | 1.9 | 1.6 | 1.1 | 46 |
| 31.1 | 27.3 | 19.1 | 17.9 | 14.0 | 11.8 | 9.5 | 14.2 | 47 |
| 21.0 | 29.3 | 36.6 | 41.3 | 45.2 | 50.2 | 58.9 | 66.2 | 48 |
| 25.9 | 28.0 | 33.5 | 32.0 | 33.7 | 31.8 | 26.0 | 15.8 | 49 |
| 180,287 | 171,486 | 130,207 | 75,565 | 53,093 | 111,850 | 39,985 | 24,716 | 50 |
| 222,689 | 212,405 | 221,360 | 113,111 | 93,296 | 192,059 | 60,264 | 28,691 | 51 |
| 193,186 | 176,098 | 152,388 | 77,765 | 60,186 | 155,587 | 75,024 | 58,963 | 52 |
| 100.0 | 100.0 | 100.0 | 100.0 | 100.0 | 100.0 | 100.0 | 100.0 | 53 |
| 30.2 | 30.6 | 25.8 | 28.4 | 25.7 | 24.3 | 22.8 | 22.0 | 54 |
| 37.4 | 37.9 | 43.9 | 42.5 | 45.2 | 41.8 | 34.4 | 25.5 | 55 |
| 32.4 | 31.4 | 30.2 | 29.2 | 29.1 | 33.9 | 42.8 | 52.5 | 56 |
| 535,382 | 516,057 | 470,719 | 253,360 | 197,633 | 439,394 | 167,608 | 110,271 | 57 |
| 919,636 | 943,736 | 883,104 | 511,657 | 413,793 | 1,012,294 | 478,575 | 488,770 | 58 |
| 528,715 | 508,832 | 464,196 | 248,743 | 193,933 | 428,057 | 160,939 | 102,217 | 59 |
| 826,723 | 823,739 | 760,782 | 418,096 | 330,427 | 740,254 | 278,487 | 168,971 | 60 |
| 501,669 | 485,222 | 445,735 | 238,504 | 187,086 | 413,224 | 155,295 | 98,815 | 61 |
| 224,536 | 229,388 | 212,353 | 117,064 | 92,592 | 205,175 | 74,095 | 42,138 | 62 |
| 325,054 | 338,517 | 315,047 | 179,592 | 143,341 | 327,030 | 123,192 | 70,156 | 63 |
| 56,531 | 73,230 | 73,855 | 55,737 | 48,949 | 135,273 | 62,505 | 59,037 | 64 |
| 92,913 | 119,997 | 122,322 | 93,561 | 83,366 | 272,040 | 200,088 | 319,799 | 65 |
| 40,301 | 51,777 | 52,796 | 38,449 | 33,641 | 83,089 | 29,299 | 24,707 | 66 |
| 9,687 | 13,311 | 12,943 | 10,467 | 8,978 | 28,290 | 13,400 | 12,090 | 67 |
| 4,498 | 5,610 | 5,421 | 4,733 | 4,307 | 15,568 | 10,175 | 9,544 | 68 |
| 1,595 | 1,939 | 1,958 | 1,655 | 1,570 | 6,223 | 6,524 | 6,752 | 69 |
| 450 | 593 | 737 | 433 | 453 | 2,103 | 3,107 | 5,944 | 70 |
| 33,983 | 49,133 | 52,355 | 41,501 | 38,252 | 111,533 | 53,259 | 52,890 | 71 |
| 49,297 | 70,399 | 75,402 | 62,302 | 57,871 | 193,450 | 147,709 | 238,461 | 72 |
| 26,428 | 38,297 | 40,475 | 30,981 | 28,239 | 75,173 | 27,306 | 24,708 | 73 |
| 4,815 | 7,241 | 8,021 | 6,934 | 6,415 | 21,269 | 11,268 | 10,733 | 74 |
| 2,014 | 2,549 | 2,717 | 2,548 | 2,553 | 10,284 | 7,755 | 7,641 | 75 |
| 561 | 794 | 874 | 810 | 824 | 3,732 | 4,834 | 5,202 | 76 |
| 165 | 252 | 268 | 228 | 221 | 1,075 | 2,097 | 4,605 | 77 |
| 26,872 | 30,168 | 27,575 | 19,334 | 14,922 | 39,307 | 18,648 | 16,837 | 78 |
| 43,616 | 49,598 | 46,920 | 31,259 | 25,495 | 78,590 | 52,379 | 81,338 | 79 |
| 19,589 | 21,900 | 20,337 | 14,168 | 10,786 | 26,594 | 11,059 | 8,833 | 80 |
| 4,195 | 4,916 | 4,124 | 3,137 | 2,362 | 6,863 | 3,430 | 3,108 | 81 |
| 2,114 | 2,263 | 2,046 | 1,332 | 1,147 | 3,656 | 2,238 | 2,256 | 82 |
| 767 | 822 | 728 | 527 | 450 | 1,407 | 1,196 | 1,398 | 83 |
| 207 | 267 | 340 | 170 | 177 | 787 | 725 | 1,242 | 84 |
| 29,659 | 43,062 | 46,280 | 36,403 | 34,027 | 95,966 | 43,857 | 42,200 | 85 |

## Table 8.—FARMS AND FARM CHARACTERISTICS

[Data are based on reports for only a sample of farms. See text.

| | Item | Total, all farms | Size of farm | | | |
|---|---|---|---|---|---|---|
| | | | Under 10 acres | 10-29 acres | 30-49 acres | 50-69 acres |
| | FARM LABOR WEEK PRECEDING ENUMERATION—Continued | | | | | |
| | **Proportion of farms reporting—** | | | | | |
| 1 | Family and/or hired workers....percent.. | 84.5 | 67.8 | 77.7 | 82.0 | 83.9 |
| 2 | Family workers, including operator....percent.. | 83.1 | 66.9 | 76.8 | 81.1 | 82.8 |
| 3 | Operators working 1 hour or more....percent.. | 78.9 | 62.0 | 72.2 | 76.1 | 78.0 |
| 4 | Unpaid members of operator's family working 15 hours or more....percent.. | 34.4 | 20.3 | 25.1 | 31.4 | 33.6 |
| 5 | Hired workers....percent.. | 13.1 | 4.8 | 5.0 | 6.0 | 8.1 |
| 6 | Regular workers....percent.. | 9.4 | 2.5 | 2.4 | 3.1 | 4.5 |
| 7 | Seasonal workers....percent.. | 5.0 | 2.7 | 3.0 | 3.4 | 4.2 |
| 8 | Regular hired workers and no seasonal workers....percent.. | 8.0 | 2.1 | 2.0 | 2.7 | 3.9 |
| | **Average per farm reporting—** | | | | | |
| 9 | Family and hired workers....persons.. | 1.9 | 1.4 | 1.5 | 1.6 | 1.7 |
| 10 | Family workers, including operator....persons.. | 1.6 | 1.3 | 1.4 | 1.5 | 1.5 |
| 11 | Hired workers....persons.. | 2.2 | 1.9 | 1.9 | 1.8 | 1.8 |
| 12 | Regular workers....persons.. | 2.0 | 2.0 | 1.8 | 1.6 | 1.5 |
| 13 | Seasonal workers....persons.. | 2.0 | 1.6 | 1.7 | 1.7 | 1.7 |
| | **Proportion of farms reporting hired workers represented by those reporting—** | | | | | |
| 14 | Regular workers....percent.. | 71.7 | 52.2 | 47.8 | 51.0 | 56.4 |
| 15 | Seasonal workers....percent.. | 38.6 | 57.1 | 59.5 | 55.9 | 52.1 |
| | **Kind of workers:** | | | | | |
| 16 | Both family and hired workers....farms reporting.. | 625,790 | 18,527 | 35,192 | 32,150 | 29,596 |
| 17 | Family workers only....farms reporting.. | 3,844,813 | 302,823 | 619,776 | 473,619 | 323,288 |
| 18 | Operators only....farms reporting.. | 2,224,587 | 212,553 | 417,879 | 288,684 | 190,966 |
| 19 | Unpaid members of operator's family only....farms reporting.. | 203,293 | 22,477 | 37,356 | 29,817 | 19,206 |
| 20 | Hired workers only....farms reporting.. | 77,344 | 4,457 | 7,845 | 5,472 | 4,778 |
| | **Proportion of farms reporting—** | | | | | |
| 21 | Both family and hired workers....percent.. | 11.6 | 3.9 | 4.1 | 5.2 | 6.9 |
| 22 | Family workers only....percent.. | 71.5 | 63.0 | 72.7 | 76.0 | 75.9 |
| 23 | Operators only....percent.. | 41.4 | 44.2 | 49.0 | 46.3 | 44.8 |
| 24 | Unpaid members of operator's family only....percent.. | 3.8 | 4.7 | 4.4 | 4.8 | 4.5 |
| 25 | Hired workers only....percent.. | 1.4 | 0.9 | 0.9 | 0.9 | 1.1 |
| | SPECIFIED FARM EXPENDITURES IN 1949 | | | | | |
| 26 | **Specified farm expenditures**....farms reporting.. | 4,782,184 | 369,560 | 686,848 | 534,697 | 376,813 |
| 27 | Machine hire and/or hired labor....farms reporting.. | 3,548,279 | 160,798 | 414,420 | 347,862 | 264,257 |
| 28 | dollars.. | 3,030,084,313 | 65,452,581 | 187,814,868 | 122,738,880 | 104,819,780 |
| 29 | Machine hire....farms reporting.. | 2,757,864 | 110,298 | 296,838 | 261,764 | 202,891 |
| 30 | dollars.. | 611,623,456 | 7,207,113 | 26,985,983 | 27,411,935 | 24,480,538 |
| 31 | Hired labor....farms reporting.. | 2,670,043 | 93,899 | 267,354 | 231,784 | 183,711 |
| 32 | dollars.. | 2,418,460,857 | 58,245,468 | 110,828,885 | 95,326,945 | 80,339,242 |
| 33 | Feed for livestock and poultry....farms reporting.. | 3,875,704 | 284,706 | 483,530 | 402,875 | 293,431 |
| 34 | dollars.. | 3,023,840,651 | 206,936,096 | 241,074,573 | 180,077,001 | 145,228,103 |
| 35 | Livestock and poultry purchased....farms reporting.. | 2,948,808 | 192,910 | 312,784 | 269,245 | 207,463 |
| 36 | dollars.. | 2,389,809,254 | 56,308,919 | 80,858,832 | 76,858,681 | 62,986,712 |
| 37 | Seeds, bulbs, plants, and trees purchased....farms reporting.. | 3,335,882 | 178,064 | 381,899 | 337,571 | 254,951 |
| 38 | dollars.. | 542,887,067 | 20,593,268 | 24,465,275 | 22,426,983 | 20,371,120 |
| 39 | Gasoline and other petroleum fuel and oil....farms reporting.. | 2,983,476 | 101,049 | 230,409 | 221,598 | 186,986 |
| 40 | dollars.. | 1,133,707,955 | 13,360,869 | 30,435,068 | 30,782,015 | 32,923,391 |
| 41 | Farm machinery repairs....farms reporting.. | 2,752,064 | 47,477 | 165,865 | 199,624 | 175,593 |
| 42 | dollars.. | 774,819,161 | 4,977,085 | 13,724,997 | 18,138,720 | 19,540,175 |
| 43 | Tractor repairs....farms reporting.. | 2,029,485 | 27,738 | 81,908 | 97,236 | 96,589 |
| 44 | dollars.. | 389,023,289 | 2,246,364 | 6,975,116 | 9,099,482 | 9,955,367 |
| 45 | Other farm machinery repairs....farms reporting.. | 2,333,378 | 28,605 | 120,680 | 157,898 | 140,648 |
| 46 | dollars.. | 385,795,872 | 2,730,721 | 6,749,881 | 9,039,238 | 9,584,808 |
| | **Proportion of farms reporting—** | | | | | |
| 47 | Specified farm expenditures....percent.. | 88.9 | 76.9 | 80.5 | 85.7 | 88.4 |
| 48 | Machine hire and/or hired labor....percent.. | 66.0 | 33.5 | 48.6 | 55.8 | 62.0 |
| 49 | Machine hire....percent.. | 51.3 | 23.0 | 34.8 | 42.0 | 47.6 |
| 50 | Hired labor....percent.. | 49.6 | 19.5 | 31.3 | 37.2 | 43.1 |
| 51 | Feed for livestock and poultry....percent.. | 72.0 | 59.3 | 56.7 | 64.6 | 68.9 |
| 52 | Livestock and poultry purchased....percent.. | 54.8 | 40.2 | 36.7 | 43.2 | 48.7 |
| 53 | Seeds, bulbs, plants, and trees purchased....percent.. | 62.0 | 37.1 | 44.8 | 54.1 | 59.8 |
| 54 | Gasoline and other petroleum fuel and oil....percent.. | 55.5 | 21.0 | 27.0 | 35.5 | 43.9 |
| 55 | Farm machinery repairs....percent.. | 51.2 | 9.9 | 19.4 | 32.0 | 41.2 |
| 56 | Tractor repairs....percent.. | 37.7 | 5.8 | 9.6 | 15.6 | 22.7 |
| 57 | Other farm machinery repairs....percent.. | 43.4 | 6.0 | 14.1 | 25.3 | 33.0 |
| | **Average amount of expenditures per farm reporting—** | | | | | |
| 58 | Machine hire and/or hired labor....dollars.. | 854 | 407 | 333 | 353 | 397 |
| 59 | Machine hire....dollars.. | 222 | 65 | 91 | 105 | 121 |
| 60 | Hired labor....dollars.. | 906 | 620 | 415 | 411 | 437 |
| 61 | Feed for livestock and poultry....dollars.. | 780 | 727 | 499 | 447 | 495 |
| 62 | Livestock and poultry purchased....dollars.. | 810 | 292 | 259 | 285 | 304 |
| 63 | Seeds, bulbs, plants, and trees purchased....dollars.. | 163 | 116 | 64 | 66 | 80 |
| 64 | Gasoline and other petroleum fuel and oil....dollars.. | 380 | 132 | 132 | 152 | 176 |
| 65 | Farm machinery repairs....dollars.. | 282 | 105 | 83 | 91 | 111 |
| 66 | Tractor repairs....dollars.. | 192 | 81 | 85 | 94 | 103 |
| 67 | Other farm machinery repairs....dollars.. | 165 | 95 | 56 | 57 | 68 |
| | **Percent of total value of farm products sold represented by expenditures for—** | | | | | |
| 68 | Machine hire and/or hired labor....percent.. | 13.6 | 11.0 | 12.1 | 12.3 | 12.7 |
| 69 | Machine hire....percent.. | 2.7 | 1.2 | 2.4 | 2.7 | 3.0 |
| 70 | Hired labor....percent.. | 10.9 | 9.8 | 9.7 | 9.5 | 9.7 |
| 71 | Feed for livestock and poultry....percent.. | 13.6 | 34.8 | 21.1 | 18.0 | 17.6 |
| 72 | Livestock and poultry purchased....percent.. | 10.7 | 9.5 | 7.1 | 7.7 | 7.6 |
| 73 | Seeds, bulbs, plants, and trees purchased....percent.. | 2.4 | 3.5 | 2.1 | 2.2 | 2.5 |
| 74 | Gasoline and other petroleum fuel and oil....percent.. | 5.1 | 2.2 | 2.7 | 3.4 | 4.0 |
| 75 | Farm machinery repairs....percent.. | 3.5 | 0.8 | 1.2 | 1.8 | 2.4 |
| 76 | Tractor repairs....percent.. | 1.7 | 0.4 | 0.6 | 0.9 | 1.2 |
| 77 | Other farm machinery repairs....percent.. | 1.7 | 0.5 | 0.6 | 0.9 | 1.2 |

See footnotes at end of table.

## BY SIZE OF FARM: CENSUS OF 1950—Continued

Data for States in tables 13 to 55 and in Volume I]

| Size of farm—Continued | | | | | | | | |
|---|---|---|---|---|---|---|---|---|
| 70-99 acres | 100-139 acres | 140-179 acres | 180-219 acres | 220-259 acres | 260-499 acres | 500-999 acres | 1,000 acres and over | |
| 86.3 | 88.8 | 90.1 | 91.7 | 92.4 | 92.0 | 91.1 | 91.1 | 1 |
| 85.3 | 87.6 | 88.9 | 90.0 | 90.6 | 89.6 | 87.5 | 84.4 | 2 |
| 80.9 | 83.5 | 85.3 | 86.3 | 87.4 | 86.5 | 84.4 | 81.6 | 3 |
| 36.2 | 39.5 | 40.7 | 42.4 | 43.3 | 43.0 | 40.3 | 34.8 | 4 |
| 9.1 | 12.6 | 14.1 | 20.2 | 22.9 | 28.3 | 34.0 | 48.8 | 5 |
| 5.5 | 8.5 | 10.0 | 15.0 | 17.9 | 23.4 | 29.0 | 43.7 | 6 |
| 4.3 | 5.2 | 5.3 | 7.0 | 7.0 | 8.2 | 10.1 | 13.9 | 7 |
| 4.8 | 7.4 | 8.9 | 13.2 | 15.9 | 20.1 | 23.8 | 34.9 | 8 |
| 1.7 | 1.8 | 1.9 | 2.0 | 2.1 | 2.3 | 2.9 | 4.4 | 9 |
| 1.6 | 1.6 | 1.6 | 1.7 | 1.7 | 1.7 | 1.7 | 1.7 | 10 |
| 1.6 | 1.6 | 1.7 | 1.7 | 1.7 | 2.0 | 3.2 | 5.4 | 11 |
| 1.5 | 1.4 | 1.4 | 1.5 | 1.5 | 1.7 | 2.8 | 4.5 | 12 |
| 1.6 | 1.6 | 1.7 | 1.6 | 1.7 | 2.0 | 2.8 | 4.8 | 13 |
| 60.1 | 67.1 | 70.9 | 74.5 | 78.1 | 82.5 | 85.2 | 89.6 | 14 |
| 47.5 | 41.2 | 37.3 | 34.7 | 30.5 | 29.1 | 29.8 | 28.5 | 15 |
| 49,864 | 66,005 | 67,332 | 51,120 | 45,249 | 123,936 | 55,836 | 50,983 | 16 |
| 478,851 | 442,827 | 396,864 | 197,623 | 148,684 | 304,121 | 105,103 | 51,234 | 17 |
| 272,716 | 238,076 | 209,990 | 99,621 | 72,897 | 144,778 | 50,024 | 25,803 | 18 |
| 24,891 | 21,373 | 16,337 | 8,572 | 5,677 | 11,559 | 4,036 | 1,992 | 19 |
| 6,667 | 7,225 | 6,523 | 4,617 | 3,700 | 11,337 | 6,669 | 8,054 | 20 |
| 8.0 | 11.4 | 12.9 | 18.5 | 21.1 | 26.0 | 30.4 | 42.1 | 21 |
| 77.2 | 76.2 | 76.0 | 71.5 | 69.5 | 63.7 | 57.1 | 42.3 | 22 |
| 44.0 | 41.0 | 40.2 | 36.1 | 34.1 | 30.3 | 27.5 | 21.3 | 23 |
| 4.0 | 3.7 | 3.1 | 3.1 | 2.7 | 2.4 | 2.2 | 1.6 | 24 |
| 1.1 | 1.2 | 1.2 | 1.7 | 1.7 | 2.4 | 3.6 | 6.7 | 25 |
| 564,213 | 537,608 | 492,186 | 262,379 | 204,982 | 458,279 | 176,709 | 117,910 | 26 |
| 426,334 | 431,728 | 417,197 | 227,018 | 182,284 | 409,290 | 158,416 | 108,675 | 27 |
| 186,469,877 | 231,903,271 | 269,258,123 | 184,411,754 | 170,074,821 | 550,068,098 | 392,163,751 | 614,908,509 | 28 |
| 346,263 | 353,249 | 350,944 | 186,571 | 149,794 | 322,191 | 111,319 | 65,742 | 29 |
| 51,180,051 | 61,900,231 | 77,456,954 | 43,805,928 | 39,938,620 | 111,675,513 | 62,554,534 | 77,026,056 | 30 |
| 300,925 | 324,742 | 324,987 | 186,068 | 153,174 | 355,853 | 144,516 | 103,030 | 31 |
| 135,289,826 | 170,003,040 | 191,801,169 | 140,605,826 | 130,136,201 | 438,392,585 | 329,609,217 | 537,882,453 | 32 |
| 464,674 | 455,860 | 429,240 | 231,082 | 182,805 | 399,952 | 148,177 | 99,372 | 33 |
| 268,430,163 | 320,188,126 | 346,179,585 | 216,277,656 | 189,174,299 | 454,719,277 | 202,944,093 | 252,611,679 | 34 |
| 349,631 | 355,948 | 356,507 | 192,378 | 156,575 | 344,596 | 127,869 | 82,902 | 35 |
| 142,415,155 | 167,672,884 | 241,285,773 | 156,840,167 | 161,949,038 | 473,862,255 | 277,353,934 | 491,416,904 | 36 |
| 413,692 | 413,417 | 391,779 | 212,692 | 168,533 | 369,630 | 135,007 | 78,647 | 37 |
| 41,983,534 | 51,984,535 | 64,405,652 | 40,328,117 | 36,707,189 | 102,052,983 | 58,086,114 | 59,482,297 | 38 |
| 356,810 | 387,611 | 403,996 | 220,823 | 181,247 | 415,842 | 165,168 | 111,937 | 39 |
| 75,409,285 | 102,009,950 | 137,257,130 | 86,289,469 | 83,194,857 | 241,971,656 | 141,089,092 | 155,985,173 | 40 |
| 341,169 | 374,061 | 392,736 | 214,138 | 177,015 | 403,554 | 158,725 | 102,107 | 41 |
| 48,633,756 | 67,229,749 | 92,920,262 | 59,112,328 | 57,026,861 | 167,978,847 | 102,587,820 | 122,948,561 | 42 |
| 223,028 | 271,023 | 317,721 | 176,043 | 151,447 | 353,369 | 142,296 | 91,087 | 43 |
| 23,787,755 | 33,378,788 | 45,499,576 | 29,157,311 | 28,301,544 | 84,152,776 | 52,323,071 | 64,146,139 | 44 |
| 285,376 | 318,942 | 345,658 | 188,720 | 157,816 | 358,530 | 140,813 | 89,692 | 45 |
| 24,846,001 | 33,850,961 | 47,420,686 | 29,955,017 | 28,725,317 | 83,826,071 | 50,264,749 | 58,802,422 | 46 |
| 91.0 | 92.5 | 94.2 | 95.0 | 95.8 | 96.0 | 96.1 | 97.4 | 47 |
| 68.7 | 74.3 | 79.9 | 82.2 | 85.2 | 85.7 | 86.1 | 89.8 | 48 |
| 55.8 | 60.8 | 67.2 | 67.5 | 70.0 | 67.5 | 60.5 | 54.3 | 49 |
| 48.5 | 55.9 | 62.2 | 67.3 | 71.6 | 74.5 | 78.6 | 85.1 | 50 |
| 74.9 | 78.4 | 82.2 | 83.6 | 85.4 | 83.7 | 80.6 | 82.1 | 51 |
| 56.4 | 61.3 | 68.3 | 69.6 | 73.2 | 72.2 | 69.5 | 68.5 | 52 |
| 66.7 | 71.1 | 75.0 | 77.0 | 78.8 | 77.4 | 73.4 | 65.0 | 53 |
| 57.5 | 66.7 | 77.4 | 79.9 | 84.7 | 87.1 | 89.8 | 92.5 | 54 |
| 55.0 | 64.4 | 75.2 | 77.5 | 82.7 | 84.5 | 86.3 | 84.3 | 55 |
| 36.0 | 46.6 | 60.8 | 63.7 | 70.8 | 74.0 | 77.4 | 75.2 | 56 |
| 46.0 | 54.9 | 66.2 | 68.3 | 73.8 | 75.1 | 76.6 | 74.1 | 57 |
| 437 | 537 | 645 | 812 | 933 | 1,344 | 2,476 | 5,658 | 58 |
| 148 | 175 | 221 | 235 | 267 | 347 | 562 | 1,172 | 59 |
| 450 | 524 | 590 | 756 | 850 | 1,232 | 2,281 | 5,221 | 60 |
| 578 | 702 | 806 | 936 | 1,035 | 1,137 | 1,370 | 2,542 | 61 |
| 407 | 471 | 677 | 815 | 1,034 | 1,375 | 2,169 | 5,928 | 62 |
| 101 | 126 | 164 | 190 | 218 | 276 | 430 | 756 | 63 |
| 211 | 263 | 340 | 391 | 459 | 582 | 854 | 1,394 | 64 |
| 143 | 180 | 237 | 276 | 322 | 416 | 646 | 1,204 | 65 |
| 107 | 123 | 143 | 166 | 187 | 238 | 368 | 704 | 66 |
| 87 | 106 | 137 | 159 | 182 | 234 | 357 | 656 | 67 |
| 11.7 | 11.5 | 10.8 | 11.8 | 11.6 | 13.6 | 17.3 | 18.9 | 68 |
| 3.2 | 3.1 | 3.1 | 2.8 | 2.7 | 2.8 | 2.8 | 2.4 | 69 |
| 8.5 | 8.4 | 7.7 | 9.0 | 8.9 | 10.8 | 14.5 | 16.5 | 70 |
| 16.8 | 15.9 | 13.9 | 13.8 | 12.9 | 11.2 | 8.9 | 7.7 | 71 |
| 8.9 | 8.3 | 9.7 | 10.0 | 11.1 | 11.7 | 12.2 | 15.1 | 72 |
| 2.6 | 2.6 | 2.6 | 2.6 | 2.5 | 2.5 | 2.6 | 1.8 | 73 |
| 4.7 | 5.1 | 5.5 | 5.5 | 5.7 | 6.0 | 6.2 | 4.8 | 74 |
| 3.0 | 3.3 | 3.7 | 3.8 | 3.9 | 4.1 | 4.5 | 3.8 | 75 |
| 1.5 | 1.7 | 1.8 | 1.9 | 1.9 | 2.1 | 2.3 | 2.0 | 76 |
| 1.6 | 1.7 | 1.9 | 1.9 | 2.0 | 2.1 | 2.2 | 1.8 | 77 |

## Table 8.—FARMS AND FARM CHARACTERISTICS

[Data are based on reports for only a sample of farms. See text.

| | Item | Total, all farms | Size of farm | | | |
|---|---|---|---|---|---|---|
| | | | Under 10 acres | 10-29 acres | 30-49 acres | 50-69 acres |
| | **FARMS BY TENURE** | | | | | |
| | **Classification of commercial farms by tenure of operator:** | | | | | |
| 1 | Full owners.....number.. | 1,812,999 | 86,683 | 150,399 | 177,428 | 154,988 |
| 2 | Part owners.....number.. | 729,275 | 4,735 | 28,851 | 36,251 | 37,491 |
| 3 | Managers.....number.. | 19,705 | 428 | 727 | 632 | 464 |
| 4 | All tenants.....number.. | 1,144,433 | 44,989 | 234,907 | 133,131 | 73,715 |
| 5 | Cash tenants.....number.. | 133,277 | 4,478 | 13,773 | 14,398 | 9,945 |
| 6 | Share-cash tenants.....number.. | 190,046 | 396 | 4,142 | 4,325 | 3,156 |
| 7 | Share tenants.....number.. | 459,335 | 7,165 | 63,588 | 53,462 | 33,156 |
| 8 | Crop-share tenants.....number.. | 347,260 | 6,850 | 62,377 | 51,771 | 30,791 |
| 9 | Livestock-share tenants.....number.. | 112,075 | 315 | 1,211 | 1,691 | 2,365 |
| 10 | Croppers[2].....number.. | 278,466 | 28,135 | 141,686 | 51,085 | 20,700 |
| 11 | Other and unspecified tenants.....number.. | 83,309 | 4,815 | 11,718 | 9,861 | 6,758 |
| 12 | Farms not classified by tenure within each size group.....number.. | 1,672,838 | 343,538 | 438,072 | 276,140 | 159,390 |
| | **Percent distribution of commercial farms by tenure:** | | | | | |
| 13 | All farms.....percent.. | 100.0 | 100.0 | 100.0 | 100.0 | 100.0 |
| 14 | Full owners.....percent.. | 33.7 | 18.0 | 17.6 | 28.5 | 36.4 |
| 15 | Part owners.....percent.. | 13.6 | 1.0 | 3.4 | 5.8 | 8.8 |
| 16 | Managers.....percent.. | 0.4 | 0.1 | 0.1 | 0.1 | 0.1 |
| 17 | All tenants.....percent.. | 21.3 | 9.4 | 27.5 | 21.3 | 17.3 |
| 18 | Cash tenants.....percent.. | 2.5 | 0.9 | 1.6 | 2.3 | 2.3 |
| 19 | Share-cash tenants.....percent.. | 3.5 | 0.1 | 0.5 | 0.7 | 0.7 |
| 20 | Share tenants.....percent.. | 8.5 | 1.5 | 7.5 | 8.6 | 7.8 |
| 21 | Crop-share tenants.....percent.. | 6.5 | 1.4 | 7.3 | 8.3 | 7.2 |
| 22 | Livestock-share tenants.....percent.. | 2.1 | 0.1 | 0.1 | 0.3 | 0.6 |
| 23 | Croppers[2].....percent.. | 5.2 | 5.9 | 16.6 | 8.2 | 4.9 |
| 24 | Other and unspecified tenants.....percent.. | 1.5 | 1.0 | 1.4 | 1.6 | 1.6 |
| 25 | Farms not classified by tenure.....percent.. | 31.1 | 71.5 | 51.4 | 44.3 | 37.4 |
| | **FARMS BY TYPE** | | | | | |
| | **Classification of farms by type of farm:** | | | | | |
| 26 | Field-crop farms.....number.. | 1,449,117 | 42,530 | 267,180 | 194,533 | 129,155 |
| 27 | Cash-grain.....number.. | 430,389 | 535 | 6,387 | 12,171 | 11,320 |
| 28 | Cotton.....number.. | 609,307 | 22,565 | 169,331 | 110,947 | 63,100 |
| 29 | Other field-crop.....number.. | 409,421 | 19,430 | 91,462 | 71,415 | 54,735 |
| 30 | Vegetable farms.....number.. | 46,415 | 4,240 | 12,190 | 7,970 | 5,075 |
| 31 | Fruit-and-nut farms.....number.. | 82,178 | 9,950 | 26,765 | 13,718 | 7,512 |
| 32 | Dairy farms.....number.. | 602,093 | 6,363 | 22,068 | 37,562 | 39,415 |
| 33 | Poultry farms.....number.. | 175,876 | 42,663 | 34,328 | 22,338 | 15,613 |
| 34 | Livestock farms other than dairy and poultry.....number.. | 806,080 | 12,537 | 28,520 | 35,321 | 33,518 |
| 35 | General farms.....number.. | 494,285 | 3,285 | 17,846 | 32,756 | 33,601 |
| 36 | Primarily crop.....number.. | 84,569 | 570 | 5,406 | 9,290 | 8,310 |
| 37 | Primarily livestock.....number.. | 134,666 | 1,670 | 5,260 | 8,490 | 8,725 |
| 38 | Crop and livestock.....number.. | 275,050 | 1,045 | 7,180 | 14,976 | 16,566 |
| 39 | Miscellaneous farms.....number.. | 50,368 | 15,267 | 5,987 | 3,244 | 2,769 |
| 40 | Other farms (not classified).....number.. | 1,672,838 | 343,538 | 438,072 | 276,140 | 159,390 |
| | **Percent distribution of farms by type:** | | | | | |
| 41 | All farms.....percent.. | 100.0 | 100.0 | 100.0 | 100.0 | 100.0 |
| 42 | Field-crop farms.....percent.. | 26.9 | 8.9 | 31.3 | 31.2 | 30.3 |
| 43 | Cash-grain.....percent.. | 8.0 | 0.1 | 0.7 | 2.0 | 2.7 |
| 44 | Cotton.....percent.. | 11.3 | 4.7 | 19.9 | 17.8 | 14.8 |
| 45 | Other field-crop.....percent.. | 7.6 | 4.0 | 10.7 | 11.5 | 12.8 |
| 46 | Vegetable farms.....percent.. | 0.9 | 0.9 | 1.4 | 1.3 | 1.2 |
| 47 | Fruit-and-nut farms.....percent.. | 1.5 | 2.1 | 3.1 | 2.2 | 1.8 |
| 48 | Dairy farms.....percent.. | 11.2 | 1.3 | 2.6 | 6.0 | 9.3 |
| 49 | Poultry farms.....percent.. | 3.3 | 8.9 | 4.0 | 3.6 | 3.7 |
| 50 | Livestock farms other than dairy and poultry.....percent.. | 15.0 | 2.6 | 3.3 | 5.7 | 7.9 |
| 51 | General farms.....percent.. | 9.2 | 0.7 | 2.1 | 5.3 | 7.9 |
| 52 | Primarily crop.....percent.. | 1.6 | 0.1 | 0.6 | 1.5 | 2.0 |
| 53 | Primarily livestock.....percent.. | 2.5 | 0.3 | 0.6 | 1.4 | 2.0 |
| 54 | Crop and livestock.....percent.. | 5.1 | 0.2 | 0.8 | 2.4 | 3.9 |
| 55 | Miscellaneous farms.....percent.. | 0.9 | 3.2 | 0.7 | 0.5 | 0.6 |
| 56 | Other farms (not classified).....percent.. | 31.1 | 71.5 | 51.4 | 44.3 | 37.4 |
| | **FARMS BY ECONOMIC CLASS** | | | | | |
| | **Classification of farms by economic class:** | | | | | |
| 57 | Commercial farms.....number.. | 3,706,412 | 136,835 | 414,884 | 347,442 | 266,658 |
| 58 | Class I.....number.. | 103,231 | 3,679 | 3,523 | 2,255 | 1,815 |
| 59 | Class II.....number.. | 381,151 | 8,595 | 8,919 | 7,622 | 7,352 |
| 60 | Class III.....number.. | 721,211 | 11,630 | 18,882 | 22,586 | 22,208 |
| 61 | Class IV.....number.. | 882,302 | 18,296 | 65,984 | 68,700 | 61,310 |
| 62 | Class V.....number.. | 901,316 | 37,372 | 152,742 | 121,657 | 92,552 |
| 63 | Class VI.....number.. | 717,201 | 57,263 | 164,834 | 124,622 | 81,421 |
| 64 | Other farms.....number.. | 1,672,838 | 343,538 | 438,072 | 276,140 | 159,390 |
| | **Percent distribution of farms by economic class:** | | | | | |
| 65 | All farms.....percent.. | 100.0 | 100.0 | 100.0 | 100.0 | 100.0 |
| 66 | Commercial farms.....percent.. | 68.9 | 28.5 | 48.6 | 55.7 | 62.6 |
| 67 | Class I.....percent.. | 1.9 | 0.8 | 0.4 | 0.4 | 0.4 |
| 68 | Class II.....percent.. | 7.1 | 1.8 | 1.0 | 1.2 | 1.7 |
| 69 | Class III.....percent.. | 13.4 | 2.4 | 2.2 | 3.6 | 5.2 |
| 70 | Class IV.....percent.. | 16.4 | 3.8 | 7.7 | 11.0 | 14.4 |
| 71 | Class V.....percent.. | 16.8 | 7.9 | 17.9 | 19.5 | 21.7 |
| 72 | Class VI.....percent.. | 13.3 | 11.9 | 19.3 | 20.0 | 19.1 |
| 73 | Other farms.....percent.. | 31.1 | 71.5 | 51.4 | 44.3 | 37.4 |

See footnotes at end of table.

## BY SIZE OF FARM: CENSUS OF 1950—Continued

Data for States in tables 13 to 55 and in Volume I]

| Size of farm—Continued | | | | | | | | |
|---|---|---|---|---|---|---|---|---|
| 70-99 acres | 100-139 acres | 140-179 acres | 180-219 acres | 220-259 acres | 260-499 acres | 500-999 acres | 1,000 acres and over | |
| 287,558 | 271,100 | 232,688 | 110,740 | 79,801 | 168,578 | 59,575 | 33,461 | 1 |
| 58,745 | 81,162 | 78,162 | 61,890 | 53,880 | 148,179 | 75,941 | 63,988 | 2 |
| 769 | 1,100 | 1,323 | 1,050 | 925 | 3,188 | 3,146 | 5,953 | 3 |
| 97,146 | 109,105 | 141,811 | 72,288 | 62,027 | 125,440 | 35,718 | 14,156 | 4 |
| 17,521 | 17,845 | 20,133 | 8,950 | 6,309 | 11,953 | 4,189 | 3,783 | 5 |
| 10,495 | 17,407 | 43,614 | 21,564 | 24,075 | 47,342 | 10,865 | 2,665 | 6 |
| 46,260 | 53,908 | 62,966 | 33,646 | 26,353 | 55,386 | 17,088 | 6,357 | 7 |
| 37,020 | 36,371 | 37,755 | 18,301 | 14,175 | 34,741 | 12,738 | 4,370 | 8 |
| 9,240 | 17,537 | 25,211 | 15,345 | 12,178 | 20,645 | 4,350 | 1,987 | 9 |
| 12,667 | 9,761 | 5,205 | 2,963 | 1,735 | 3,227 | 1,006 | 296 | 10 |
| 10,203 | 10,184 | 9,893 | 5,165 | 3,555 | 7,532 | 2,570 | 1,055 | 11 |
| 175,913 | 118,632 | 68,288 | 30,315 | 17,339 | 32,173 | 9,533 | 3,505 | 12 |
| 100.0 | 100.0 | 100.0 | 100.0 | 100.0 | 100.0 | 100.0 | 100.0 | 13 |
| 46.4 | 46.7 | 44.6 | 40.1 | 37.3 | 35.3 | 32.4 | 27.6 | 14 |
| 9.5 | 14.0 | 15.0 | 22.4 | 25.2 | 31.0 | 41.3 | 52.9 | 15 |
| 0.1 | 0.2 | 0.3 | 0.4 | 0.4 | 0.7 | 1.7 | 4.9 | 16 |
| 15.7 | 18.8 | 27.2 | 26.2 | 29.0 | 26.3 | 19.4 | 11.7 | 17 |
| 2.8 | 3.1 | 3.9 | 3.2 | 2.9 | 2.5 | 2.3 | 3.1 | 18 |
| 1.7 | 3.0 | 8.4 | 7.8 | 11.3 | 9.9 | 5.9 | 2.2 | 19 |
| 7.5 | 9.3 | 12.1 | 12.2 | 12.3 | 11.6 | 9.3 | 5.3 | 20 |
| 6.0 | 6.3 | 7.2 | 6.6 | 6.6 | 7.3 | 6.9 | 3.6 | 21 |
| 1.5 | 3.0 | 4.8 | 5.6 | 5.7 | 4.3 | 2.4 | 1.6 | 22 |
| 2.0 | 1.7 | 1.0 | 1.1 | 0.8 | 0.7 | 0.5 | 0.2 | 23 |
| 1.6 | 1.8 | 1.9 | 1.9 | 1.7 | 1.6 | 1.4 | 0.9 | 24 |
| 28.4 | 20.4 | 13.1 | 11.0 | 8.1 | 6.7 | 5.2 | 2.9 | 25 |
| 154,439 | 139,226 | 131,278 | 67,670 | 57,575 | 156,417 | 72,154 | 36,960 | 26 |
| 32,945 | 37,563 | 65,484 | 33,478 | 35,481 | 108,369 | 56,010 | 30,646 | 27 |
| 67,300 | 54,848 | 39,745 | 19,815 | 13,043 | 32,097 | 11,670 | 4,846 | 28 |
| 54,194 | 46,815 | 26,049 | 14,377 | 9,051 | 15,951 | 4,474 | 1,468 | 29 |
| 5,336 | 4,053 | 2,556 | 1,248 | 752 | 1,678 | 768 | 549 | 30 |
| 7,130 | 5,712 | 3,406 | 1,999 | 1,143 | 2,757 | 1,313 | 773 | 31 |
| 103,489 | 120,905 | 98,516 | 56,404 | 37,926 | 63,542 | 13,294 | 2,609 | 32 |
| 20,201 | 15,858 | 9,757 | 4,843 | 2,920 | 5,483 | 1,460 | 412 | 33 |
| 79,211 | 96,824 | 124,245 | 69,012 | 59,840 | 139,799 | 61,040 | 66,213 | 34 |
| 70,307 | 75,690 | 80,925 | 42,595 | 34,976 | 71,560 | 22,211 | 8,533 | 35 |
| 12,652 | 11,858 | 9,880 | 5,471 | 3,996 | 10,180 | 4,380 | 2,576 | 36 |
| 22,475 | 23,577 | 25,430 | 12,045 | 8,896 | 14,623 | 2,876 | 599 | 37 |
| 35,180 | 40,255 | 45,615 | 25,079 | 22,084 | 46,757 | 14,955 | 5,358 | 38 |
| 4,105 | 4,199 | 3,301 | 2,197 | 1,501 | 4,149 | 2,140 | 1,509 | 39 |
| 175,913 | 118,632 | 68,288 | 30,315 | 17,339 | 32,173 | 9,533 | 3,505 | 40 |
| 100.0 | 100.0 | 100.0 | 100.0 | 100.0 | 100.0 | 100.0 | 100.0 | 41 |
| 24.9 | 24.0 | 25.1 | 24.5 | 26.9 | 32.8 | 39.2 | 30.5 | 42 |
| 5.3 | 6.5 | 12.5 | 12.1 | 16.6 | 22.7 | 30.5 | 25.3 | 43 |
| 10.9 | 9.4 | 7.6 | 7.2 | 6.1 | 6.7 | 6.3 | 4.0 | 44 |
| 8.7 | 8.1 | 5.0 | 5.2 | 4.2 | 3.3 | 2.4 | 1.2 | 45 |
| 0.9 | 0.7 | 0.5 | 0.5 | 0.4 | 0.4 | 0.4 | 0.5 | 46 |
| 1.1 | 1.0 | 0.7 | 0.7 | 0.5 | 0.6 | 0.7 | 0.6 | 47 |
| 16.7 | 20.8 | 18.9 | 20.4 | 17.7 | 13.3 | 7.2 | 2.2 | 48 |
| 3.3 | 2.7 | 1.9 | 1.8 | 1.4 | 1.1 | 0.8 | 0.3 | 49 |
| 12.8 | 16.7 | 23.8 | 25.0 | 28.0 | 29.3 | 33.2 | 54.7 | 50 |
| 11.3 | 13.0 | 15.5 | 15.4 | 16.3 | 15.0 | 12.1 | 7.0 | 51 |
| 2.0 | 2.0 | 1.9 | 2.0 | 1.9 | 2.1 | 2.4 | 2.1 | 52 |
| 3.6 | 4.1 | 4.9 | 4.4 | 4.2 | 3.1 | 1.6 | 0.5 | 53 |
| 5.7 | 6.9 | 8.7 | 9.1 | 10.3 | 9.8 | 8.1 | 4.4 | 54 |
| 0.7 | 0.7 | 0.6 | 0.8 | 0.7 | 0.9 | 1.2 | 1.2 | 55 |
| 28.4 | 20.4 | 13.1 | 11.0 | 8.1 | 6.7 | 5.2 | 2.9 | 56 |
| 444,218 | 462,467 | 453,984 | 245,968 | 196,633 | 445,385 | 174,380 | 117,558 | 57 |
| 2,953 | 3,703 | 5,257 | 4,276 | 4,792 | 22,288 | 18,821 | 29,869 | 58 |
| 15,130 | 24,781 | 44,715 | 35,262 | 38,846 | 105,584 | 46,386 | 37,959 | 59 |
| 59,169 | 98,456 | 135,630 | 76,695 | 63,750 | 134,217 | 50,599 | 27,389 | 60 |
| 129,047 | 141,378 | 131,923 | 64,940 | 48,824 | 102,400 | 35,432 | 14,068 | 61 |
| 139,601 | 119,339 | 87,919 | 42,414 | 27,721 | 57,045 | 16,781 | 6,173 | 62 |
| 98,318 | 74,810 | 48,540 | 22,381 | 12,700 | 23,851 | 6,361 | 2,100 | 63 |
| 175,913 | 118,632 | 68,288 | 30,315 | 17,339 | 32,173 | 9,533 | 3,505 | 64 |
| 100.0 | 100.0 | 100.0 | 100.0 | 100.0 | 100.0 | 100.0 | 100.0 | 65 |
| 71.6 | 79.6 | 86.9 | 89.0 | 91.9 | 93.3 | 94.8 | 97.1 | 66 |
| 0.5 | 0.6 | 1.0 | 1.5 | 2.2 | 4.7 | 10.2 | 24.7 | 67 |
| 2.4 | 4.3 | 8.6 | 12.8 | 18.2 | 22.1 | 25.2 | 31.4 | 68 |
| 9.5 | 16.9 | 26.0 | 27.8 | 29.8 | 28.1 | 27.5 | 22.6 | 69 |
| 20.8 | 24.3 | 25.3 | 23.5 | 22.8 | 21.4 | 19.3 | 11.6 | 70 |
| 22.5 | 20.5 | 16.8 | 15.4 | 13.0 | 11.9 | 9.1 | 5.1 | 71 |
| 15.9 | 12.9 | 9.3 | 8.1 | 5.9 | 5.0 | 3.5 | 1.7 | 72 |
| 28.4 | 20.4 | 13.1 | 11.0 | 8.1 | 6.7 | 5.2 | 2.9 | 73 |

## Table 8.—FARMS AND FARM CHARACTERISTICS

[Data are based on reports for only a sample of farms. See text.

| | Item | Total, all farms | Size of farm | | | |
|---|---|---|---|---|---|---|
| | | | Under 10 acres | 10-29 acres | 30-49 acres | 50-69 acres |
| | **VALUE OF FARM PRODUCTS SOLD** | | | | | |
| 1 | All products sold.....dollars.. | 22,279,562,599 | 594,062,179 | 1,143,659,624 | 998,213,162 | 826,912,642 |
| 2 | All crops sold.....dollars.. | 9,819,185,008 | 234,465,432 | 688,519,230 | 565,184,624 | 433,059,636 |
| 3 | Field crops, other than vegetables and fruits and nuts, sold.....dollars.. | 8,032,079,094 | 58,506,456 | 448,665,661 | 411,762,016 | 320,549,863 |
| 4 | Vegetables sold.....dollars.. | 620,397,332 | 11,415,139 | 48,585,005 | 42,383,156 | 34,561,244 |
| 5 | Fruits and nuts sold.....dollars.. | 792,814,981 | 29,182,043 | 113,127,438 | 86,117,841 | 59,585,399 |
| 6 | Horticultural specialties sold.....dollars.. | 373,893,601 | 135,361,794 | 78,141,126 | 24,921,611 | 18,363,130 |
| 7 | All livestock and livestock products sold.....dollars.. | 12,325,622,579 | 359,034,427 | 452,627,244 | 428,047,291 | 387,711,023 |
| 8 | Dairy products sold.....dollars.. | 3,139,529,000 | 35,708,936 | 84,464,924 | 110,785,107 | 119,785,996 |
| 9 | Poultry and poultry products sold.....dollars.. | 1,888,201,872 | 250,699,172 | 235,381,095 | 153,081,272 | 118,667,271 |
| 10 | Livestock and livestock products, other than dairy and poultry, sold..dollars.. | 7,297,891,707 | 72,626,319 | 132,781,225 | 164,180,912 | 149,257,756 |
| 11 | Forest products sold.....dollars.. | 134,755,012 | 562,320 | 2,513,150 | 4,981,247 | 6,141,983 |
| 12 | Farms reporting sales of any farm products.....number.. | 5,018,221 | 382,241 | 746,733 | 569,181 | 397,109 |
| 13 | Average sales per farm reporting.....dollars.. | 4,440 | 1,554 | 1,532 | 1,754 | 2,082 |
| 14 | Proportion of farms reporting.....percent.. | 93.3 | 79.6 | 87.5 | 91.3 | 93.2 |
| | **Percent distribution:** | | | | | |
| 15 | All products sold.....percent.. | 100.0 | 2.7 | 5.1 | 4.5 | 3.7 |
| 16 | All crops sold.....percent.. | 100.0 | 2.4 | 7.0 | 5.8 | 4.4 |
| 17 | Field crops, other than vegetables and fruits and nuts, sold.....percent.. | 100.0 | 0.7 | 5.6 | 5.1 | 4.0 |
| 18 | Vegetables sold.....percent.. | 100.0 | 1.8 | 7.8 | 6.8 | 5.6 |
| 19 | Fruits and nuts sold.....percent.. | 100.0 | 3.7 | 14.3 | 10.9 | 7.5 |
| 20 | Horticultural specialties sold.....percent.. | 100.0 | 36.2 | 20.9 | 6.7 | 4.9 |
| 21 | All livestock and livestock products sold.....percent.. | 100.0 | 2.9 | 3.7 | 3.5 | 3.1 |
| 22 | Dairy products sold.....percent.. | 100.0 | 1.1 | 2.7 | 3.5 | 3.8 |
| 23 | Poultry and poultry products sold.....percent.. | 100.0 | 13.3 | 12.5 | 8.1 | 6.3 |
| 24 | Livestock and livestock products, other than dairy and poultry, sold.....percent.. | 100.0 | 1.0 | 1.8 | 2.2 | 2.0 |
| 25 | Forest products sold.....percent.. | 100.0 | 0.4 | 1.9 | 3.7 | 4.6 |
| | **Percent distribution within each size group:** | | | | | |
| 26 | All products sold.....percent.. | 100.0 | 100.0 | 100.0 | 100.0 | 100.0 |
| 27 | All crops sold.....percent.. | 44.1 | 39.5 | 60.2 | 56.6 | 52.4 |
| 28 | Field crops, other than vegetables and fruits and nuts, sold.....percent.. | 36.1 | 9.8 | 39.2 | 41.2 | 38.8 |
| 29 | Vegetables sold.....percent.. | 2.8 | 1.9 | 4.2 | 4.2 | 4.2 |
| 30 | Fruits and nuts sold.....percent.. | 3.6 | 4.9 | 9.9 | 8.6 | 7.2 |
| 31 | Horticultural specialties sold.....percent.. | 1.7 | 22.8 | 6.8 | 2.5 | 2.2 |
| 32 | All livestock and livestock products sold.....percent.. | 55.3 | 60.4 | 39.6 | 42.9 | 46.9 |
| 33 | Dairy products sold.....percent.. | 14.1 | 6.0 | 7.4 | 11.1 | 14.5 |
| 34 | Poultry and poultry products sold.....percent.. | 8.5 | 42.2 | 20.6 | 15.3 | 14.4 |
| 35 | Livestock and livestock products, other than dairy and poultry, sold.....percent.. | 32.8 | 12.2 | 11.6 | 16.4 | 18.1 |
| 36 | Forest products sold.....percent.. | 0.6 | 0.1 | 0.2 | 0.5 | 0.7 |
| | **SPECIFIED LIVESTOCK** | | | | | |
| | **Livestock on farms, April 1, 1950:** | | | | | |
| 37 | Horses and mules.....farms reporting.. | 2,917,052 | 88,617 | 334,220 | 351,712 | 263,681 |
| 38 | number.. | 7,634,185 | 140,347 | 581,083 | 687,445 | 549,985 |
| 39 | All cattle and calves.....farms reporting.. | 4,090,583 | 214,641 | 465,113 | 437,759 | 329,546 |
| 40 | number.. | 77,520,335 | 657,748 | 1,788,891 | 2,319,878 | 2,257,731 |
| 41 | Cows, including heifers that have calved.....farms reporting.. | 3,958,585 | 196,039 | 436,973 | 418,787 | 318,224 |
| 42 | number.. | 37,567,618 | 379,608 | 1,007,100 | 1,263,509 | 1,226,418 |
| 43 | Milk cows.....farms reporting.. | 3,681,627 | 180,014 | 402,315 | 391,158 | 299,766 |
| 44 | number.. | 21,367,470 | 321,381 | 846,633 | 1,077,963 | 1,044,033 |
| 45 | All hogs and pigs.....farms reporting.. | 3,030,217 | 149,928 | 406,285 | 341,434 | 246,180 |
| 46 | number.. | 56,291,740 | 836,841 | 2,124,722 | 2,288,264 | 1,990,427 |
| 47 | Chickens 4 months old and over.....farms reporting.. | 4,243,025 | 333,698 | 638,296 | 500,960 | 349,138 |
| 48 | number.. | 343,108,669 | 32,993,961 | 36,063,740 | 27,065,706 | 21,013,793 |
| | **Average per farm reporting—** | | | | | |
| 49 | Horses and mules.....number.. | 2.6 | 1.6 | 1.7 | 2.0 | 2.1 |
| 50 | All cattle and calves.....number.. | 19.0 | 3.1 | 3.8 | 5.3 | 6.9 |
| 51 | Cows, including heifers that have calved.....number.. | 9.5 | 1.9 | 2.3 | 3.0 | 3.9 |
| 52 | Milk cows.....number.. | 5.8 | 1.8 | 2.1 | 2.8 | 3.5 |
| 53 | All hogs and pigs.....number.. | 18.6 | 5.6 | 5.2 | 6.7 | 8.1 |
| 54 | Chickens 4 months old and over.....number.. | 80.9 | 98.9 | 56.5 | 54.0 | 60.2 |
| | **Proportion of farms reporting—** | | | | | |
| 55 | Horses and mules.....percent.. | 54.2 | 18.4 | 39.2 | 56.4 | 61.9 |
| 56 | All cattle and calves.....percent.. | 76.0 | 44.7 | 54.5 | 70.2 | 77.3 |
| 57 | Cows, including heifers that have calved.....percent.. | 73.6 | 40.8 | 51.2 | 67.2 | 74.7 |
| 58 | Milk cows.....percent.. | 68.4 | 37.5 | 47.2 | 62.7 | 70.4 |
| 59 | All hogs and pigs.....percent.. | 56.3 | 31.2 | 47.6 | 54.8 | 57.8 |
| 60 | Chickens 4 months old and over.....percent.. | 78.9 | 69.5 | 74.8 | 80.3 | 81.9 |
| | **Percent distribution of number of—** | | | | | |
| 61 | Horses and mules.....percent.. | 100.0 | 1.8 | 7.6 | 9.0 | 7.2 |
| 62 | All cattle and calves.....percent.. | 100.0 | 0.8 | 2.3 | 3.0 | 2.9 |
| 63 | Cows, including heifers that have calved.....percent.. | 100.0 | 1.0 | 2.7 | 3.4 | 3.3 |
| 64 | Milk cows.....percent.. | 100.0 | 1.5 | 4.0 | 5.0 | 4.9 |
| 65 | All hogs and pigs.....percent.. | 100.0 | 1.5 | 3.8 | 4.1 | 3.5 |
| 66 | Chickens 4 months old and over.....percent.. | 100.0 | 9.6 | 10.5 | 7.9 | 6.1 |
| | **Livestock and livestock products sold in 1949:** | | | | | |
| 67 | Cattle and calves sold alive.....farms reporting.. | 3,023,122 | 98,116 | 235,728 | 255,449 | 213,597 |
| 68 | number.. | 36,499,641 | 339,452 | 801,421 | 1,034,637 | 970,961 |
| 69 | Hogs and pigs sold alive.....farms reporting.. | 2,119,174 | 61,930 | 163,282 | 177,538 | 144,371 |
| 70 | number.. | 66,465,228 | 793,206 | 1,709,209 | 2,053,760 | 1,938,664 |
| 71 | Chickens sold.....farms reporting.. | 1,744,797 | 127,960 | 169,620 | 154,016 | 121,926 |
| 72 | number.. | 602,472,896 | 102,156,735 | 86,964,933 | 62,110,576 | 46,938,992 |
| 73 | Chicken eggs sold.....farms reporting.. | 2,459,984 | 162,717 | 240,553 | 225,514 | 179,790 |
| 74 | dozens.. | 2,483,696,061 | 279,291,803 | 254,071,666 | 162,439,306 | 132,740,020 |
| | **Average per farm reporting—** | | | | | |
| 75 | Cattle and calves sold alive.....number.. | 12.1 | 3.5 | 3.4 | 4.1 | 4.5 |
| 76 | Hogs and pigs sold alive.....number.. | 31.4 | 12.8 | 10.5 | 11.6 | 13.4 |
| 77 | Chickens sold.....number.. | 345.3 | 798.3 | 512.7 | 403.3 | 385.0 |
| 78 | Chicken eggs sold.....dozens.. | 1,009.6 | 1,716.4 | 1,056.2 | 720.3 | 738.3 |
| | **Proportion of farms reporting—** | | | | | |
| 79 | Cattle and calves sold alive.....percent.. | 56.2 | 20.4 | 27.6 | 41.0 | 50.1 |
| 80 | Hogs and pigs sold alive.....percent.. | 39.4 | 12.9 | 19.1 | 28.5 | 33.9 |
| 81 | Chickens sold.....percent.. | 32.4 | 26.6 | 19.9 | 24.7 | 28.6 |
| 82 | Chicken eggs sold.....percent.. | 45.7 | 33.9 | 28.2 | 36.2 | 42.2 |
| | **Percent distribution of number of—** | | | | | |
| 83 | Cattle and calves sold alive.....percent.. | 100.0 | 0.9 | 2.2 | 2.8 | 2.7 |
| 84 | Hogs and pigs sold alive.....percent.. | 100.0 | 1.2 | 2.6 | 3.1 | 2.9 |
| 85 | Chickens sold.....percent.. | 100.0 | 17.0 | 14.4 | 10.3 | 7.8 |
| 86 | Chicken eggs sold.....percent.. | 100.0 | 11.2 | 10.2 | 6.5 | 5.3 |

See footnotes at end of table.

## BY SIZE OF FARM: CENSUS OF 1950—Continued

Data for States in tables 13 to 55 and in Volume I]

| Size of farm—Continued | | | | | | | | |
|---|---|---|---|---|---|---|---|---|
| 70-99 acres | 100-139 acres | 140-179 acres | 180-219 acres | 220-259 acres | 260-499 acres | 500-999 acres | 1,000 acres and over | |
| 1,595,253,882 | 2,012,033,933 | 2,489,296,964 | 1,566,766,480 | 1,465,350,636 | 4,056,123,931 | 2,269,861,611 | 3,262,027,555 | 1 |
| 643,297,303 | 724,688,524 | 882,732,577 | 556,708,000 | 541,792,319 | 1,780,958,250 | 1,206,366,657 | 1,561,412,456 | 2 |
| 513,222,784 | 597,560,999 | 784,466,923 | 485,621,095 | 488,541,066 | 1,607,941,065 | 1,055,921,853 | 1,259,319,313 | 3 |
| 47,557,470 | 48,113,310 | 40,307,425 | 25,642,563 | 21,134,759 | 69,076,860 | 67,573,273 | 164,047,128 | 4 |
| 65,044,672 | 65,156,709 | 47,395,986 | 38,980,857 | 25,727,942 | 85,073,775 | 59,767,381 | 117,654,938 | 5 |
| 17,472,377 | 13,857,506 | 10,562,243 | 6,463,485 | 6,388,552 | 18,866,550 | 23,104,150 | 20,391,077 | 6 |
| 940,626,929 | 1,272,823,268 | 1,593,080,422 | 1,000,187,057 | 916,063,251 | 2,251,999,409 | 1,048,071,610 | 1,675,350,648 | 7 |
| 339,936,536 | 495,775,395 | 492,290,550 | 327,854,191 | 257,462,234 | 554,836,279 | 209,854,494 | 110,774,358 | 8 |
| 193,062,497 | 209,975,619 | 207,587,930 | 116,975,212 | 95,213,336 | 202,847,877 | 68,025,362 | 36,685,229 | 9 |
| 407,627,896 | 567,072,254 | 893,201,942 | 555,357,654 | 563,387,681 | 1,494,315,253 | 770,191,754 | 1,527,891,061 | 10 |
| 11,329,650 | 14,522,141 | 13,483,965 | 9,871,423 | 7,495,066 | 23,166,272 | 15,423,344 | 25,264,451 | 11 |
| 591,351 | 562,659 | 511,547 | 271,886 | 211,206 | 472,488 | 181,681 | 120,139 | 12 |
| 2,698 | 3,576 | 4,866 | 5,763 | 6,938 | 8,584 | 12,494 | 27,152 | 13 |
| 95.4 | 96.8 | 97.9 | 98.4 | 98.7 | 98.9 | 98.8 | 99.2 | 14 |
| 7.2 | 9.0 | 11.2 | 7.0 | 6.6 | 18.2 | 10.2 | 14.6 | 15 |
| 6.6 | 7.4 | 9.0 | 5.7 | 5.5 | 18.1 | 12.3 | 15.9 | 16 |
| 6.4 | 7.4 | 9.8 | 6.0 | 6.1 | 20.0 | 13.1 | 15.7 | 17 |
| 7.7 | 7.8 | 6.5 | 4.1 | 3.4 | 11.1 | 10.9 | 26.4 | 18 |
| 8.2 | 8.2 | 6.0 | 4.9 | 3.2 | 10.7 | 7.5 | 14.8 | 19 |
| 4.7 | 3.7 | 2.8 | 1.7 | 1.7 | 5.0 | 6.2 | 5.5 | 20 |
| 7.6 | 10.3 | 12.9 | 8.1 | 7.4 | 18.3 | 8.5 | 13.6 | 21 |
| 10.8 | 15.8 | 15.7 | 10.4 | 8.2 | 17.7 | 6.7 | 3.5 | 22 |
| 10.2 | 11.1 | 11.0 | 6.2 | 5.0 | 10.7 | 3.6 | 1.9 | 23 |
| 5.6 | 7.8 | 12.2 | 7.6 | 7.7 | 20.5 | 10.6 | 20.9 | 24 |
| 8.4 | 10.8 | 10.0 | 7.3 | 5.6 | 17.2 | 11.4 | 18.7 | 25 |
| 100.0 | 100.0 | 100.0 | 100.0 | 100.0 | 100.0 | 100.0 | 100.0 | 26 |
| 40.3 | 36.0 | 35.5 | 35.5 | 37.0 | 43.9 | 53.1 | 47.9 | 27 |
| 32.2 | 29.7 | 31.5 | 31.0 | 33.3 | 39.6 | 46.5 | 38.6 | 28 |
| 3.0 | 2.4 | 1.6 | 1.6 | 1.4 | 1.7 | 3.0 | 5.0 | 29 |
| 4.1 | 3.2 | 1.9 | 2.5 | 1.8 | 2.1 | 2.6 | 3.6 | 30 |
| 1.1 | 0.7 | 0.4 | 0.4 | 0.4 | 0.5 | 1.0 | 0.6 | 31 |
| 59.0 | 63.3 | 64.0 | 63.8 | 62.5 | 55.5 | 46.2 | 51.4 | 32 |
| 21.3 | 24.6 | 19.8 | 20.9 | 17.6 | 13.7 | 9.2 | 3.4 | 33 |
| 12.1 | 10.4 | 8.3 | 7.5 | 6.5 | 5.0 | 3.0 | 1.1 | 34 |
| 25.6 | 28.2 | 35.9 | 35.4 | 38.4 | 36.8 | 33.9 | 46.8 | 35 |
| 0.7 | 0.7 | 0.5 | 0.6 | 0.5 | 0.6 | 0.7 | 0.8 | 36 |
| 373,977 | 360,912 | 308,242 | 171,951 | 131,446 | 304,895 | 128,740 | 98,659 | 37 |
| 837,934 | 855,729 | 778,440 | 453,690 | 361,023 | 942,790 | 522,858 | 922,861 | 38 |
| 517,108 | 507,788 | 465,259 | 251,812 | 196,527 | 433,502 | 163,030 | 108,498 | 39 |
| 5,227,995 | 6,928,605 | 8,235,808 | 5,303,126 | 4,804,404 | 13,310,725 | 7,946,315 | 18,739,109 | 40 |
| 502,808 | 496,556 | 456,265 | 247,125 | 192,912 | 426,403 | 160,051 | 106,442 | 41 |
| 2,770,054 | 3,659,883 | 4,013,671 | 2,600,038 | 2,229,213 | 6,006,584 | 3,650,772 | 8,760,768 | 42 |
| 476,603 | 470,649 | 431,515 | 232,093 | 180,745 | 391,963 | 140,138 | 84,668 | 43 |
| 2,410,166 | 3,123,266 | 3,273,914 | 2,028,354 | 1,629,123 | 3,606,095 | 1,336,989 | 669,553 | 44 |
| 364,991 | 366,530 | 343,737 | 188,742 | 149,276 | 314,061 | 105,532 | 53,521 | 45 |
| 4,567,895 | 6,384,439 | 9,415,533 | 5,762,734 | 5,455,600 | 11,909,421 | 3,725,971 | 1,829,893 | 46 |
| 502,517 | 475,409 | 427,576 | 227,661 | 177,484 | 385,057 | 140,788 | 84,441 | 47 |
| 37,170,921 | 40,562,889 | 43,713,211 | 23,225,284 | 19,696,777 | 41,624,372 | 13,236,801 | 6,741,214 | 48 |
| 2.2 | 2.4 | 2.5 | 2.6 | 2.7 | 3.1 | 4.1 | 9.4 | 49 |
| 10.1 | 13.6 | 17.7 | 21.1 | 24.4 | 30.7 | 48.7 | 172.7 | 50 |
| 5.5 | 7.4 | 8.8 | 10.5 | 11.6 | 14.1 | 22.8 | 82.3 | 51 |
| 5.1 | 6.6 | 7.6 | 8.7 | 9.0 | 9.2 | 9.5 | 7.9 | 52 |
| 12.5 | 17.4 | 27.4 | 30.5 | 36.5 | 37.9 | 35.3 | 34.2 | 53 |
| 74.0 | 85.3 | 102.2 | 102.0 | 111.0 | 108.1 | 94.0 | 79.8 | 54 |
| 60.3 | 62.1 | 59.0 | 62.2 | 61.4 | 63.8 | 70.0 | 81.5 | 55 |
| 83.4 | 87.4 | 89.1 | 91.1 | 91.8 | 90.8 | 88.6 | 89.6 | 56 |
| 81.1 | 85.5 | 87.4 | 89.4 | 90.2 | 89.3 | 87.0 | 87.9 | 57 |
| 76.9 | 81.0 | 82.6 | 84.0 | 84.5 | 82.1 | 76.2 | 69.9 | 58 |
| 58.9 | 63.1 | 65.8 | 68.3 | 69.8 | 65.8 | 57.4 | 44.2 | 59 |
| 81.0 | 81.8 | 81.9 | 82.4 | 82.9 | 80.6 | 76.6 | 69.7 | 60 |
| 11.0 | 11.2 | 10.2 | 5.9 | 4.7 | 12.3 | 6.8 | 12.1 | 61 |
| 6.7 | 8.9 | 10.6 | 6.8 | 6.2 | 17.2 | 10.3 | 24.2 | 62 |
| 7.4 | 9.7 | 10.7 | 6.9 | 5.9 | 16.0 | 9.7 | 23.3 | 63 |
| 11.3 | 14.6 | 15.3 | 9.5 | 7.6 | 16.9 | 6.3 | 3.1 | 64 |
| 8.1 | 11.3 | 16.7 | 10.2 | 9.7 | 21.2 | 6.6 | 3.3 | 65 |
| 10.8 | 11.8 | 12.7 | 6.8 | 5.7 | 12.1 | 3.9 | 2.0 | 66 |
| 383,669 | 406,711 | 394,716 | 218,385 | 174,983 | 389,246 | 150,062 | 102,460 | 67 |
| 2,322,547 | 3,023,732 | 3,730,176 | 2,395,797 | 2,257,089 | 6,400,460 | 4,008,003 | 9,215,366 | 68 |
| 261,532 | 285,318 | 296,657 | 164,826 | 136,478 | 285,074 | 95,770 | 46,398 | 69 |
| 5,332,745 | 7,558,835 | 11,777,059 | 6,958,195 | 6,674,532 | 14,722,799 | 4,633,284 | 2,312,940 | 70 |
| 212,892 | 220,285 | 229,839 | 120,150 | 100,162 | 203,092 | 60,085 | 24,770 | 71 |
| 61,762,091 | 60,356,009 | 50,622,193 | 30,026,850 | 22,223,780 | 48,591,187 | 19,299,280 | 11,420,270 | 72 |
| 305,932 | 311,791 | 310,957 | 163,599 | 133,853 | 283,625 | 95,537 | 46,116 | 73 |
| 259,257,144 | 296,675,226 | 339,852,999 | 178,015,383 | 153,451,953 | 308,305,682 | 83,493,642 | 36,101,237 | 74 |
| 6.1 | 7.4 | 9.5 | 11.0 | 12.9 | 16.4 | 26.7 | 89.9 | 75 |
| 20.4 | 26.5 | 39.7 | 42.2 | 48.9 | 51.6 | 48.4 | 49.8 | 76 |
| 290.1 | 274.0 | 220.3 | 249.9 | 221.9 | 239.3 | 321.2 | 461.1 | 77 |
| 847.4 | 951.5 | 1,092.9 | 1,088.1 | 1,146.4 | 1,087.0 | 873.9 | 782.8 | 78 |
| 61.9 | 70.0 | 75.6 | 79.0 | 81.8 | 81.5 | 81.6 | 84.6 | 79 |
| 42.2 | 49.1 | 56.8 | 59.7 | 63.8 | 59.7 | 52.1 | 38.3 | 80 |
| 34.3 | 37.9 | 44.0 | 43.5 | 46.8 | 42.5 | 32.7 | 20.5 | 81 |
| 49.3 | 53.7 | 59.5 | 59.2 | 62.6 | 59.4 | 51.9 | 38.1 | 82 |
| 6.4 | 8.3 | 10.2 | 6.6 | 6.2 | 17.5 | 11.0 | 25.2 | 83 |
| 8.0 | 11.4 | 17.7 | 10.5 | 10.0 | 22.2 | 7.0 | 3.5 | 84 |
| 10.3 | 10.0 | 8.4 | 5.0 | 3.7 | 8.1 | 3.2 | 1.9 | 85 |
| 10.4 | 11.9 | 13.7 | 7.2 | 6.2 | 12.4 | 3.4 | 1.5 | 86 |

## Table 8.—FARMS AND FARM CHARACTERISTICS

[Data are based on reports for only a sample of farms. See text.

| | Item | Total, all farms | Size of farm | | | |
|---|---|---|---|---|---|---|
| | | | Under 10 acres | 10-29 acres | 30-49 acres | 50-69 acres |
| | SPECIFIED CROPS HARVESTED IN 1949 | | | | | |
| 1 | Corn for all purposes.....farms reporting... | 3,414,237 | 103,650 | 446,568 | 400,635 | 297,968 |
| 2 | acres... | 83,351,015 | 275,040 | 2,683,268 | 3,582,652 | 3,193,911 |
| 3 | Corn harvested for grain.....farms reporting... | 3,212,063 | 99,425 | 434,050 | 386,730 | 285,813 |
| 4 | acres... | 75,172,813 | 264,385 | 2,604,867 | 3,423,706 | 2,993,880 |
| 5 | bushels harvested... | 2,783,502,060 | 7,560,550 | 63,691,638 | 85,936,698 | 82,004,920 |
| 6 | bushels sold... | 867,509,479 | 914,720 | 8,057,439 | 12,163,426 | 11,957,600 |
| 7 | Wheat threshed[3].....farms reporting[4].. | 1,047,142 | 4,791 | 29,334 | 48,341 | 55,141 |
| 8 | acres... | 71,043,483 | 16,356 | 162,967 | 368,665 | 501,631 |
| 9 | bushels harvested... | 1,008,544,957 | 347,129 | 3,366,423 | 7,869,921 | 10,548,570 |
| 10 | bushels sold... | 847,943,564 | 187,202 | 1,829,172 | 4,764,038 | 6,314,832 |
| 11 | Peanuts harvested for picking or threshing[3].....farms reporting... | 172,041 | 2,245 | 22,341 | 31,886 | 22,960 |
| 12 | acres grown alone... | 2,129,443 | 4,520 | 93,996 | 226,620 | 222,910 |
| 13 | acres grown with other crops... | 3,430 | 75 | 405 | 972 | 240 |
| 14 | pounds harvested... | 1,720,699,037 | 4,274,440 | 85,320,535 | 198,512,110 | 185,728,135 |
| 15 | Land from which hay was cut.....farms reporting... | 2,741,915 | 46,119 | 190,982 | 244,809 | 216,534 |
| 16 | acres... | 66,021,167 | 119,210 | 913,086 | 1,784,896 | 2,046,219 |
| 17 | Irish potatoes harvested for home use or for sale.....farms reporting... | 1,663,945 | 101,814 | 228,386 | 212,523 | 159,202 |
| 18 | acres... | 1,519,116 | 11,576 | 41,749 | 70,219 | 71,167 |
| 19 | bushels harvested... | 369,253,920 | 1,693,571 | 6,094,081 | 11,729,680 | 13,445,915 |
| 20 | sold..dollars... | 356,605,127 | 760,355 | 4,404,295 | 10,112,757 | 12,013,965 |
| 21 | Cotton harvested[3].....farms reporting... | 1,108,630 | 46,197 | 281,556 | 203,530 | 120,759 |
| 22 | acres... | 26,546,000 | 219,203 | 2,618,497 | 2,471,577 | 1,718,595 |
| 23 | bales harvested... | 15,422,092 | 158,809 | 1,620,800 | 1,328,355 | 879,946 |
| 24 | lint cotton and cottonseed sold..dollars... | 2,198,276,212 | 23,593,855 | 242,145,865 | 196,756,580 | 130,305,635 |
| 25 | Tobacco harvested[3].....farms reporting[5].. | 491,372 | 28,912 | 107,369 | 80,226 | 65,225 |
| 26 | acres... | 1,526,101 | 57,106 | 306,112 | 235,140 | 188,714 |
| 27 | pounds harvested... | 1,765,793,148 | 66,875,024 | 346,323,201 | 268,860,231 | 218,120,947 |
| 28 | sold..dollars... | 809,887,781 | 29,630,840 | 161,011,014 | 123,377,831 | 97,771,215 |
| 29 | Sugarcane harvested for sugar or for sale to mills.....farms reporting... | 5,036 | 55 | 910 | 1,280 | 695 |
| 30 | acres... | 318,000 | 130 | 5,015 | 10,875 | 10,110 |
| 31 | tons harvested... | 6,362,282 | 2,320 | 79,210 | 192,625 | 183,275 |
| 32 | sold..dollars... | 40,710,513 | 14,255 | 465,930 | 1,190,850 | 1,166,650 |
| 33 | Sugar beets harvested for sugar[3].....farms reporting... | 22,927 | 135 | 735 | 1,735 | 1,661 |
| 34 | acres... | 520,842 | 475 | 4,550 | 14,315 | 18,575 |
| 35 | tons harvested... | 8,372,294 | 7,125 | 68,320 | 222,345 | 294,460 |
| 36 | sold..dollars... | 95,153,249 | 76,945 | 762,155 | 2,453,450 | 3,238,390 |
| 37 | Land in bearing and nonbearing fruit orchards, groves, vineyards, and planted nut trees.....farms reporting... | 2,253,951 | 197,560 | 318,740 | 265,262 | 200,094 |
| 38 | acres... | 4,698,873 | 127,591 | 524,660 | 469,341 | 355,831 |
| | Proportion of farms reporting— | | | | | |
| 39 | Corn for all purposes.....percent... | 63.5 | 21.6 | 52.4 | 64.2 | 69.9 |
| 40 | Corn harvested for grain.....percent... | 59.7 | 20.7 | 50.9 | 62.0 | 67.1 |
| 41 | Wheat threshed.....percent... | 19.5 | 1.0 | 3.4 | 7.8 | 12.9 |
| 42 | Peanuts harvested for picking or threshing.....percent... | 3.2 | 0.5 | 2.6 | 5.1 | 5.4 |
| 43 | Land from which hay was cut.....percent... | 51.0 | 9.6 | 22.4 | 39.3 | 50.8 |
| 44 | Irish potatoes harvested for home use or for sale.....percent... | 30.9 | 21.2 | 26.8 | 34.1 | 37.4 |
| 45 | Cotton harvested.....percent... | 20.6 | 9.6 | 33.0 | 32.6 | 28.3 |
| 46 | Tobacco harvested.....percent... | 9.1 | 6.0 | 12.6 | 12.9 | 15.3 |
| 47 | Sugarcane harvested for sugar or for sale to mills.....percent... | 0.1 | (1) | 0.1 | 0.2 | 0.2 |
| 48 | Sugar beets harvested for sugar.....percent... | 0.4 | (1) | 0.1 | 0.3 | 0.4 |
| 49 | Land in bearing and nonbearing fruit orchards, groves, vineyards, and planted nut trees.....percent... | 41.9 | 41.1 | 37.4 | 42.5 | 47.0 |
| | Percent of total cropland harvested represented by acres of— | | | | | |
| 50 | Corn for all purposes.....percent... | 24.1 | 28.2 | 32.8 | 33.5 | 32.4 |
| 51 | Corn harvested for grain.....percent... | 21.8 | 27.2 | 31.9 | 32.0 | 30.4 |
| 52 | Wheat threshed.....percent... | 20.6 | 1.7 | 2.0 | 3.4 | 5.1 |
| 53 | Peanuts grown alone harvested for picking or threshing.....percent... | 0.6 | 0.5 | 1.1 | 2.1 | 2.3 |
| 54 | Land from which hay was cut.....percent... | 19.1 | 12.2 | 11.2 | 16.7 | 20.8 |
| 55 | Irish potatoes harvested for home use or for sale.....percent... | 0.4 | 1.2 | 0.5 | 0.7 | 0.7 |
| 56 | Cotton harvested.....percent... | 7.7 | 22.5 | 32.0 | 23.1 | 17.4 |
| 57 | Tobacco harvested.....percent... | 0.4 | 5.9 | 3.7 | 2.2 | 1.9 |
| 58 | Sugarcane harvested for sugar or for sale to mills.....percent... | 0.1 | (1) | 0.1 | 0.1 | 0.1 |
| 59 | Sugar beets harvested for sugar.....percent... | 0.2 | (1) | 0.1 | 0.1 | 0.2 |
| 60 | Land in bearing and nonbearing fruit orchards, groves, vineyards, and planted nut trees.....percent... | 1.4 | 13.1 | 6.4 | 4.4 | 3.6 |
| | Percent distribution of acres of— | | | | | |
| 61 | Corn for all purposes.....percent... | 100.0 | 0.3 | 3.2 | 4.3 | 3.8 |
| 62 | Corn harvested for grain.....percent... | 100.0 | 0.4 | 3.5 | 4.6 | 4.0 |
| 63 | Wheat threshed.....percent... | 100.0 | (1) | 0.2 | 0.5 | 0.7 |
| 64 | Peanuts grown alone harvested for picking or threshing.....percent... | 100.0 | 0.2 | 4.4 | 10.6 | 10.5 |
| 65 | Land from which hay was cut.....percent... | 100.0 | 0.2 | 1.4 | 2.7 | 3.1 |
| 66 | Irish potatoes harvested for home use or for sale.....percent... | 100.0 | 0.8 | 2.7 | 4.6 | 4.7 |
| 67 | Cotton harvested.....percent... | 100.0 | 0.8 | 9.9 | 9.3 | 6.5 |
| 68 | Tobacco harvested.....percent... | 100.0 | 3.7 | 20.1 | 15.4 | 12.4 |
| 69 | Sugarcane harvested for sugar or for sale to mills.....percent... | 100.0 | (1) | 1.6 | 3.4 | 3.2 |
| 70 | Sugar beets harvested for sugar.....percent... | 100.0 | 0.1 | 0.9 | 2.7 | 3.6 |
| 71 | Land in bearing and nonbearing fruit orchards, groves, vineyards, and planted nut trees.....percent... | 100.0 | 2.7 | 11.2 | 10.0 | 7.6 |

[1] 0.05 percent or less.
[2] See text.
[3] Totals for States for which data were tabulated by size of farm.
[4] Farms reporting are for the most commonly grown kind of wheat in each of the States where there were inquiries for 2 or more kinds of wheat.
[5] Includes only farms reporting burley tobacco for Kentucky and Tennessee.

## BY SIZE OF FARM: CENSUS OF 1950—Continued

Data for States in tables 13 to 55 and in Volume I]

| Size of farm—Continued | | | | | | | | |
|---|---|---|---|---|---|---|---|---|
| 70-99 acres | 100-139 acres | 140-179 acres | 180-219 acres | 220-259 acres | 260-499 acres | 500-999 acres | 1,000 acres and over | |
| 452,162 | 451,026 | 403,481 | 219,626 | 170,004 | 334,839 | 95,960 | 38,318 | 1 |
| 6,391,907 | 8,686,487 | 12,802,069 | 7,838,295 | 8,014,678 | 19,513,078 | 6,802,654 | 3,572,976 | 2 |
| 425,923 | 421,903 | 378,655 | 205,067 | 159,165 | 306,228 | 81,124 | 27,980 | 3 |
| 5,773,723 | 7,741,948 | 11,691,931 | 7,121,028 | 7,371,612 | 17,800,501 | 5,794,481 | 2,590,751 | 4 |
| 201,695,530 | 297,838,315 | 483,009,038 | 298,266,179 | 305,945,227 | 693,682,382 | 193,723,440 | 70,148,143 | 5 |
| 41,124,881 | 68,812,376 | 156,190,403 | 95,645,256 | 112,511,226 | 265,484,405 | 72,403,970 | 22,243,777 | 6 |
| 118,021 | 138,401 | 146,949 | 84,700 | 74,269 | 201,124 | 93,028 | 53,043 | 7 |
| 1,477,683 | 2,220,485 | 4,179,824 | 2,488,987 | 3,102,171 | 16,558,036 | 17,656,022 | 22,310,656 | 8 |
| 31,630,066 | 45,712,546 | 71,394,520 | 45,195,302 | 49,662,321 | 225,111,651 | 218,023,352 | 299,683,156 | 9 |
| 21,186,809 | 31,519,606 | 55,056,967 | 34,676,295 | 39,734,986 | 190,146,656 | 191,463,471 | 271,063,530 | 10 |
| 24,103 | 21,622 | 14,177 | 8,620 | 5,801 | 12,191 | 4,292 | 1,803 | 11 |
| 238,499 | 277,054 | 203,780 | 155,601 | 120,733 | 302,903 | 165,705 | 117,122 | 12 |
| 220 | 115 | 675 | 185 | 20 | 250 | 77 | 196 | 13 |
| 203,616,640 | 227,841,125 | 159,293,620 | 118,325,300 | 88,912,105 | 233,889,359 | 127,595,010 | 87,390,658 | 14 |
| 384,355 | 396,146 | 369,649 | 204,054 | 160,048 | 339,214 | 118,582 | 71,423 | 15 |
| 4,971,258 | 6,723,531 | 7,560,141 | 5,023,240 | 4,410,453 | 12,338,319 | 7,665,399 | 12,465,415 | 16 |
| 229,150 | 213,848 | 168,223 | 92,392 | 66,475 | 133,760 | 41,668 | 16,504 | 17 |
| 160,674 | 167,599 | 176,366 | 103,864 | 93,364 | 287,559 | 170,445 | 164,534 | 18 |
| 36,020,083 | 37,390,195 | 42,445,513 | 26,281,865 | 24,038,979 | 77,297,387 | 46,350,206 | 46,466,445 | 19 |
| 34,589,439 | 34,335,786 | 37,508,213 | 23,779,876 | 22,120,535 | 75,667,465 | 48,844,488 | 52,467,953 | 20 |
| 129,167 | 105,289 | 70,604 | 37,828 | 24,164 | 57,886 | 21,660 | 9,990 | 21 |
| 2,203,772 | 2,385,164 | 2,370,356 | 1,424,917 | 1,141,712 | 4,269,189 | 2,945,084 | 2,777,934 | 22 |
| 1,139,082 | 1,219,410 | 1,262,039 | 733,177 | 609,752 | 2,470,084 | 1,856,044 | 2,144,594 | 23 |
| 166,038,391 | 176,523,463 | 174,756,873 | 103,684,002 | 85,600,059 | 338,480,508 | 255,606,645 | 304,784,336 | 24 |
| 66,767 | 60,282 | 31,617 | 18,021 | 10,369 | 17,428 | 4,108 | 1,048 | 25 |
| 197,358 | 192,070 | 108,343 | 67,620 | 43,427 | 86,371 | 27,646 | 16,194 | 26 |
| 229,731,953 | 224,832,779 | 126,690,853 | 79,717,381 | 50,824,053 | 101,249,987 | 33,835,867 | 18,730,872 | 27 |
| 99,059,569 | 96,422,522 | 54,913,696 | 35,275,179 | 23,180,704 | 50,159,936 | 19,806,256 | 19,279,019 | 28 |
| 655 | 410 | 230 | 101 | 70 | 245 | 170 | 215 | 29 |
| 17,060 | 17,805 | 13,345 | 6,985 | 5,965 | 24,005 | 40,978 | 165,997 | 30 |
| 301,050 | 355,590 | 253,180 | 135,250 | 103,550 | 448,740 | 829,497 | 3,477,995 | 31 |
| 1,925,065 | 2,251,885 | 1,622,475 | 901,465 | 673,825 | 2,868,050 | 5,530,741 | 22,099,317 | 32 |
| 4,545 | 3,264 | 3,857 | 1,662 | 1,336 | 2,464 | 841 | 692 | 33 |
| 60,030 | 51,778 | 85,402 | 36,880 | 36,159 | 98,301 | 48,195 | 66,182 | 34 |
| 961,558 | 817,801 | 1,348,641 | 574,821 | 588,942 | 1,551,264 | 801,393 | 1,135,624 | 35 |
| 10,775,631 | 9,384,447 | 15,064,859 | 6,476,829 | 6,375,274 | 17,753,686 | 9,194,879 | 13,596,704 | 36 |
| 293,471 | 275,170 | 229,960 | 123,262 | 90,677 | 177,895 | 53,956 | 27,904 | 37 |
| 442,792 | 445,880 | 343,167 | 242,843 | 173,552 | 527,335 | 389,243 | 656,638 | 38 |
| 72.9 | 77.6 | 77.3 | 79.5 | 79.5 | 70.1 | 52.2 | 31.7 | 39 |
| 68.7 | 72.6 | 72.5 | 74.2 | 74.4 | 64.1 | 44.1 | 23.1 | 40 |
| 19.0 | 23.8 | 28.1 | 30.7 | 34.7 | 42.1 | 50.6 | 43.8 | 41 |
| 3.9 | 3.7 | 2.7 | 3.1 | 2.7 | 2.6 | 2.3 | 1.5 | 42 |
| 62.0 | 68.2 | 70.8 | 73.9 | 74.8 | 71.0 | 64.5 | 59.0 | 43 |
| 37.0 | 36.8 | 32.2 | 33.4 | 31.1 | 28.0 | 22.7 | 13.6 | 44 |
| 20.8 | 18.1 | 13.5 | 13.7 | 11.3 | 12.1 | 11.8 | 8.3 | 45 |
| 10.8 | 10.4 | 6.1 | 6.5 | 4.8 | 3.6 | 2.2 | 0.9 | 46 |
| 0.1 | 0.1 | (1) | (1) | (1) | 0.1 | 0.1 | 0.2 | 47 |
| 0.7 | 0.6 | 0.7 | 0.6 | 0.6 | 0.5 | 0.5 | 0.6 | 48 |
| 47.3 | 47.4 | 44.0 | 44.6 | 42.4 | 37.3 | 29.3 | 23.0 | 49 |
| 30.8 | 31.2 | 32.7 | 32.3 | 32.8 | 25.5 | 14.0 | 6.6 | 50 |
| 27.8 | 27.8 | 29.9 | 29.3 | 30.2 | 23.3 | 11.9 | 4.8 | 51 |
| 7.1 | 8.0 | 10.7 | 10.3 | 12.7 | 21.6 | 36.3 | 41.2 | 52 |
| 1.1 | 1.0 | 0.5 | 0.6 | 0.5 | 0.4 | 0.3 | 0.2 | 53 |
| 23.9 | 24.1 | 19.3 | 20.7 | 18.1 | 16.1 | 15.8 | 23.0 | 54 |
| 0.8 | 0.6 | 0.5 | 0.4 | 0.4 | 0.4 | 0.4 | 0.3 | 55 |
| 10.6 | 8.6 | 6.1 | 5.9 | 4.7 | 5.6 | 6.1 | 5.1 | 56 |
| 1.0 | 0.7 | 0.3 | 0.3 | 0.2 | 0.1 | 0.1 | (1) | 57 |
| 0.1 | 0.1 | (1) | (1) | (1) | (1) | 0.1 | 0.3 | 58 |
| 0.3 | 0.2 | 0.2 | 0.2 | 0.1 | 0.1 | 0.1 | 0.1 | 59 |
| 2.1 | 1.6 | 0.9 | 1.0 | 0.7 | 0.7 | 0.8 | 1.2 | 60 |
| 7.7 | 10.4 | 15.4 | 9.4 | 9.6 | 23.4 | 8.2 | 4.3 | 61 |
| 7.7 | 10.3 | 15.6 | 9.5 | 9.8 | 23.7 | 7.7 | 3.4 | 62 |
| 2.1 | 3.1 | 5.9 | 3.5 | 4.4 | 23.3 | 24.9 | 31.4 | 63 |
| 11.2 | 13.0 | 9.6 | 7.3 | 5.7 | 14.2 | 7.8 | 5.5 | 64 |
| 7.5 | 10.2 | 11.5 | 7.6 | 6.7 | 18.7 | 11.6 | 18.9 | 65 |
| 10.6 | 11.0 | 11.6 | 6.8 | 6.1 | 18.9 | 11.2 | 10.8 | 66 |
| 8.3 | 9.0 | 8.9 | 5.4 | 4.3 | 16.1 | 11.1 | 10.5 | 67 |
| 12.9 | 12.6 | 7.1 | 4.4 | 2.8 | 5.7 | 1.8 | 1.1 | 68 |
| 5.4 | 5.6 | 4.2 | 2.2 | 1.9 | 7.5 | 12.9 | 52.2 | 69 |
| 11.5 | 9.9 | 16.4 | 7.1 | 6.9 | 18.9 | 9.3 | 12.7 | 70 |
| 9.4 | 9.5 | 7.3 | 5.2 | 3.7 | 11.2 | 8.3 | 14.0 | 71 |

## Table 9.—AVERAGE ACREAGE PER FARM BASED ON ALL LAND IN FARMS, BY DIVISIONS AND STATES: 1850 TO 1950

[Figures for number of farms and farm acreages, upon which these averages are based, are shown in table 19 of Chapter I]

| | Region, division, and State | 1950 | 1945 | 1940 | 1935 | 1930 | 1925 | 1920 | 1910 | 1900 | 1890 | 1880 | 1870 | 1860 | 1850 |
|---|---|---|---|---|---|---|---|---|---|---|---|---|---|---|---|
| 1 | United States | 215.3 | 194.8 | 174.0 | 154.8 | 156.9 | 145.1 | 148.2 | 138.1 | 146.2 | 136.5 | 133.7 | 153.3 | 199.2 | 202.6 |
| 2 | The North | 194.4 | 180.3 | 168.6 | 156.8 | 166.2 | 151.1 | 156.4 | 143.0 | 133.2 | 123.7 | 114.9 | 117.0 | 126.4 | 127.1 |
| 3 | The South | 148.2 | 131.1 | 123.1 | 109.9 | 106.4 | 103.5 | 109.2 | 114.4 | 138.2 | 139.7 | 153.4 | 214.2 | 335.4 | 332.1 |
| 4 | The West | 702.9 | 639.3 | 501.5 | 414.0 | 433.3 | 372.7 | 362.7 | 296.9 | 386.1 | 324.1 | 312.9 | 336.4 | 366.9 | 694.9 |
| | **Geographic Divisions:** | | | | | | | | | | | | | | |
| 5 | New England | 121.5 | 96.4 | 98.9 | 97.7 | 114.3 | 99.4 | 108.5 | 104.4 | 107.1 | 104.0 | 103.7 | 108.3 | 109.3 | 109.6 |
| 6 | Middle Atlantic | 107.4 | 99.0 | 96.6 | 91.7 | 98.0 | 89.5 | 95.4 | 92.2 | 92.4 | 91.7 | 95.1 | 102.6 | 107.5 | 114.2 |
| 7 | East North Central | 126.6 | 121.2 | 113.0 | 107.9 | 114.7 | 107.2 | 108.5 | 105.0 | 102.4 | 104.8 | 107.4 | 114.8 | 123.9 | 136.3 |
| 8 | West North Central | 289.3 | 274.5 | 251.6 | 231.4 | 238.6 | 223.2 | 234.3 | 209.6 | 189.5 | 164.8 | 142.0 | 142.5 | 189.8 | 180.0 |
| 9 | South Atlantic | 106.5 | 92.6 | 90.8 | 83.7 | 81.6 | 79.9 | 84.4 | 93.3 | 108.4 | 133.6 | 157.4 | 241.1 | 352.8 | 376.3 |
| 10 | East South Central | 87.2 | 79.4 | 75.3 | 69.6 | 68.6 | 70.2 | 75.0 | 78.2 | 89.9 | 120.5 | 134.9 | 178.3 | 275.8 | 262.1 |
| 11 | West South Central | 271.0 | 233.5 | 207.9 | 176.8 | 166.7 | 162.2 | 174.1 | 179.3 | 233.8 | 179.7 | 178.7 | 237.5 | 445.6 | 439.9 |
| 12 | Mountain | 1,284.1 | 1,150.8 | 821.9 | 640.7 | 652.5 | 564.2 | 480.7 | 324.5 | 457.9 | 298.9 | 158.8 | 127.3 | 177.1 | 72.2 |
| 13 | Pacific | 278.5 | 253.7 | 230.6 | 208.6 | 231.2 | 204.3 | 239.8 | 270.3 | 334.8 | 337.0 | 378.6 | 420.0 | 431.6 | 2,125.1 |
| | **New England:** | | | | | | | | | | | | | | |
| 14 | Maine | 137.7 | 109.4 | 108.3 | 112.7 | 119.0 | 103.2 | 112.5 | 104.9 | 106.2 | 99.7 | 101.9 | 97.6 | 102.8 | 97.4 |
| 15 | New Hampshire | 128.0 | 107.4 | 109.3 | 119.6 | 131.5 | 107.4 | 126.9 | 120.1 | 123.1 | 118.7 | 115.6 | 121.7 | 122.8 | 116.1 |
| 16 | Vermont | 185.2 | 148.4 | 155.5 | 149.4 | 156.5 | 141.3 | 145.7 | 142.6 | 142.7 | 134.9 | 137.5 | 133.9 | 135.5 | 138.6 |
| 17 | Massachusetts | 74.7 | 56.2 | 60.8 | 62.6 | 78.3 | 70.8 | 77.9 | 77.9 | 83.4 | 87.2 | 87.5 | 103.0 | 93.8 | 98.5 |
| 18 | Rhode Island | 73.5 | 73.5 | 73.6 | 71.1 | 84.1 | 79.0 | 81.2 | 83.8 | 82.9 | 85.3 | 82.8 | 93.6 | 96.4 | 102.9 |
| 19 | Connecticut | 81.5 | 71.6 | 71.5 | 64.7 | 87.4 | 78.8 | 83.8 | 81.5 | 85.8 | 85.5 | 80.2 | 92.7 | 99.5 | 106.2 |
| | **Middle Atlantic:** | | | | | | | | | | | | | | |
| 20 | New York | 128.2 | 117.5 | 112.1 | 105.6 | 112.5 | 102.1 | 106.8 | 102.2 | 99.9 | 97.1 | 98.7 | 102.6 | 106.5 | 112.1 |
| 21 | New Jersey | 69.5 | 69.3 | 72.6 | 65.2 | 69.3 | 64.9 | 76.8 | 76.9 | 82.0 | 86.4 | 85.4 | 97.5 | 107.9 | 115.2 |
| 22 | Pennsylvania | 96.1 | 87.4 | 86.3 | 82.9 | 88.8 | 81.3 | 87.3 | 84.8 | 86.4 | 86.8 | 92.7 | 103.4 | 108.8 | 116.9 |
| | **East North Central:** | | | | | | | | | | | | | | |
| 23 | Ohio | 105.2 | 99.4 | 93.7 | 89.6 | 98.1 | 90.8 | 91.6 | 88.6 | 88.5 | 92.9 | 99.2 | 110.8 | 113.8 | 125.2 |
| 24 | Indiana | 118.0 | 113.8 | 107.3 | 102.2 | 108.4 | 101.7 | 102.7 | 98.8 | 97.4 | 102.8 | 105.3 | 112.3 | 124.3 | 136.2 |
| 25 | Illinois | 158.6 | 154.7 | 145.4 | 136.9 | 143.1 | 136.2 | 134.8 | 129.1 | 124.2 | 126.7 | 123.8 | 127.6 | 145.9 | 158.0 |
| 26 | Michigan | 111.0 | 104.9 | 96.2 | 93.9 | 101.1 | 93.8 | 96.9 | 91.5 | 86.4 | 85.8 | 89.7 | 101.4 | 112.6 | 128.6 |
| 27 | Wisconsin | 137.8 | 132.9 | 122.5 | 117.4 | 120.3 | 113.1 | 117.0 | 118.9 | 117.0 | 114.7 | 114.3 | 113.8 | 114.0 | 147.5 |
| | **West North Central:** | | | | | | | | | | | | | | |
| 28 | Minnesota | 183.6 | 175.4 | 165.2 | 161.4 | 166.9 | 159.7 | 169.3 | 177.3 | 169.7 | 159.7 | 145.1 | 139.4 | 149.2 | 183.9 |
| 29 | Iowa | 168.7 | 164.9 | 160.1 | 154.8 | 158.3 | 155.9 | 156.8 | 156.3 | 151.2 | 151.0 | 133.5 | 133.6 | 164.6 | 184.8 |
| 30 | Missouri | 152.7 | 145.2 | 135.6 | 125.9 | 131.8 | 125.3 | 132.2 | 124.8 | 119.3 | 129.3 | 129.3 | 146.3 | 215.4 | 178.7 |
| 31 | North Dakota[1] | 629.9 | 589.8 | 512.9 | 462.4 | 495.8 | 451.9 | 466.1 | 382.3 | 342.9 | 277.4 | 271.2 | 175.8 | 215.0 | ..... |
| 32 | South Dakota[1] | 674.0 | 626.3 | 544.8 | 445.4 | 438.6 | 402.6 | 464.1 | 335.1 | 362.4 | 227.2 | 203.2 | | | |
| 33 | Nebraska | 442.9 | 427.3 | 391.1 | 348.9 | 345.4 | 329.0 | 339.4 | 297.8 | 246.1 | 190.1 | 156.9 | 168.6 | 226.3 | ..... |
| 34 | Kansas | 370.0 | 344.1 | 308.2 | 275.0 | 282.9 | 263.6 | 274.8 | 244.0 | 240.7 | 181.3 | 154.6 | 148.0 | 171.0 | ..... |
| | **South Atlantic:** | | | | | | | | | | | | | | |
| 35 | Delaware | 114.3 | 99.3 | 99.6 | 88.7 | 92.8 | 87.7 | 93.1 | 95.9 | 110.1 | 112.5 | 124.6 | 138.2 | 150.8 | 157.7 |
| 36 | Maryland | 112.3 | 101.8 | 99.7 | 98.7 | 101.3 | 90.5 | 99.3 | 103.4 | 112.4 | 121.4 | 126.4 | 167.1 | 189.7 | 212.0 |
| 37 | District of Columbia | 45.2 | 46.4 | 36.0 | 31.5 | 29.5 | 27.4 | 27.8 | 27.9 | 31.6 | 30.7 | 41.7 | 55.9 | 144.0 | 102.8 |
| 38 | Virginia[2] | 103.1 | 94.5 | 94.0 | 89.3 | 98.1 | 88.8 | 99.7 | 105.9 | 118.6 | 149.7 | 167.4 | 245.7 | 336.0 | 339.6 |
| 39 | West Virginia[2] | 100.9 | 89.3 | 89.7 | 90.0 | 106.5 | 99.4 | 109.6 | 103.7 | 114.7 | 141.8 | 162.6 | 214.4 | | |
| 40 | North Carolina | 67.0 | 64.8 | 67.7 | 66.2 | 64.5 | 65.6 | 74.2 | 88.4 | 101.3 | 127.0 | 141.9 | 212.0 | 316.0 | 368.6 |
| 41 | South Carolina | 85.2 | 74.6 | 81.7 | 74.5 | 65.8 | 61.6 | 64.5 | 76.6 | 90.0 | 114.6 | 143.4 | 233.3 | 488.2 | 541.2 |
| 42 | Georgia | 129.9 | 104.8 | 109.6 | 101.0 | 86.4 | 88.1 | 81.9 | 92.6 | 117.5 | 147.3 | 187.9 | 338.0 | 429.8 | 440.9 |
| 43 | Florida | 290.4 | 213.9 | 133.9 | 83.0 | 85.2 | 99.0 | 112.0 | 105.0 | 106.9 | 107.4 | 140.7 | 231.8 | 444.6 | 370.7 |
| | **East South Central:** | | | | | | | | | | | | | | |
| 44 | Kentucky | 89.0 | 82.7 | 80.2 | 74.4 | 80.8 | 77.0 | 79.9 | 85.6 | 93.7 | 119.4 | 129.1 | 157.6 | 211.0 | 226.7 |
| 45 | Tennessee | 80.0 | 75.9 | 74.7 | 69.7 | 73.3 | 70.8 | 77.2 | 81.5 | 90.6 | 115.6 | 124.8 | 165.7 | 250.9 | 261.0 |
| 46 | Alabama | 98.8 | 85.4 | 82.6 | 71.9 | 68.2 | 70.4 | 76.4 | 78.9 | 92.7 | 125.8 | 138.8 | 222.0 | 346.5 | 289.2 |
| 47 | Mississippi | 82.4 | 74.4 | 65.8 | 63.1 | 55.4 | 62.4 | 66.9 | 67.6 | 82.6 | 121.8 | 155.8 | 192.9 | 369.7 | 308.9 |
| | **West South Central:** | | | | | | | | | | | | | | |
| 48 | Arkansas | 103.4 | 87.8 | 83.3 | 70.1 | 66.2 | 70.4 | 75.0 | 81.1 | 93.1 | 119.4 | 127.7 | 153.7 | 245.4 | 146.3 |
| 49 | Louisiana | 90.2 | 77.6 | 66.6 | 61.4 | 57.9 | 66.7 | 74.0 | 86.6 | 95.4 | 137.7 | 171.3 | 246.7 | 536.6 | 371.7 |
| 50 | Oklahoma | 253.1 | 219.4 | 193.7 | 165.6 | 165.8 | 156.5 | 166.4 | 151.7 | 212.9 | 182.0 | ..... | ..... | ..... | ..... |
| 51 | Texas | 438.5 | 367.1 | 329.4 | 274.6 | 251.7 | 235.5 | 261.5 | 269.1 | 357.2 | 225.3 | 208.4 | 301.0 | 590.9 | 942.5 |
| | **Mountain:** | | | | | | | | | | | | | | |
| 52 | Montana | 1,688.7 | 1,557.4 | 1,110.7 | 939.6 | 940.3 | 697.9 | 608.1 | 516.7 | 885.9 | 350.6 | 267.1 | 164.0 | ..... | ..... |
| 53 | Idaho | 328.3 | 301.3 | 235.8 | 220.6 | 224.3 | 199.9 | 198.9 | 171.5 | 183.4 | 197.2 | 173.9 | 186.3 | ..... | ..... |
| 54 | Wyoming | 2,728.8 | 2,532.6 | 1,866.2 | 1,610.4 | 1,469.3 | 1,203.2 | 749.9 | 777.6 | 1,333.0 | 585.7 | 272.3 | 24.8 | ..... | ..... |
| 55 | Colorado | 832.7 | 760.6 | 612.9 | 471.0 | 481.6 | 416.5 | 408.1 | 293.1 | 383.6 | 280.6 | 258.6 | 184.3 | ..... | ..... |
| 56 | New Mexico | 2,013.7 | 1,670.6 | 1,139.4 | 831.5 | 981.5 | 878.9 | 817.9 | 315.9 | 416.8 | 176.7 | 124.9 | 186.1 | 278.2 | 77.5 |
| 57 | Arizona | 3,833.7 | 2,880.6 | 1,388.9 | 744.7 | 742.7 | 1,024.4 | 581.7 | 135.1 | 333.2 | 909.6 | 176.8 | 126.8 | ..... | ..... |
| 58 | Utah | 449.4 | 391.7 | 287.4 | 203.3 | 206.7 | 192.4 | 196.8 | 156.7 | 212.4 | 125.9 | 69.4 | 30.2 | 24.7 | 50.6 |
| 59 | Nevada | 2,271.2 | 1,801.7 | 1,059.4 | 979.9 | 1,185.6 | 1,053.5 | 745.2 | 1,009.6 | 1,174.7 | 1,301.0 | 378.1 | 201.3 | 616.7 | ..... |
| | **Pacific:** | | | | | | | | | | | | | | |
| 60 | Washington | 248.8 | 209.3 | 185.9 | 174.0 | 190.9 | 172.1 | 199.8 | 208.4 | 256.0 | 231.4 | 215.9 | 207.6 | 275.3 | ..... |
| 61 | Oregon | 339.8 | 312.9 | 290.9 | 267.8 | 300.1 | 252.7 | 269.7 | 256.8 | 281.0 | 270.7 | 259.9 | 314.9 | 354.9 | 371.8 |
| 62 | California | 266.9 | 252.3 | 230.1 | 202.4 | 224.4 | 201.7 | 249.6 | 316.7 | 397.4 | 405.0 | 461.8 | 481.7 | 466.4 | 4,465.6 |

[1] North Dakota and South Dakota admitted as States in 1889. Figures for 1880 obtained by consolidating data for the counties which then occupied the areas now known as North Dakota and South Dakota, respectively. The 1870 figures are for Dakota Territory. [2] In 1860 and 1850, Virginia included the area now known as West Virginia.

## Table 10.—NUMBER OF FARMS, ALL LAND IN FARMS, VALUE OF FARMS, AND SPECIFIED CLASSES OF

[Data are based on reports for

| | Region, division, State, and size group | Number of farms, 1950 | All land in farms, 1950 (acres) | Cropland harvested, 1949 | | | Cropland used only for pasture, 1949 (acres) | Cropland not harvested and not pastured, 1949 (acres) | | | Woodland pastured, 1949 (acres) | Woodland not pastured, 1949 (acres) | Other pasture (not cropland and not woodland), 1949 (acres) | Other land (house lots, roads, wasteland, etc.), 1949 (acres) |
|---|---|---|---|---|---|---|---|---|---|---|---|---|---|---|
| | | | | Farms reporting | Acres | Percent of all land in farms | | Total | Cultivated summer fallow[1] | Other | | | | |
| 1 | United States | 5,379,250 | 1,159,789,020 | 4,744,308 | 345,526,410 | 29.8 | 69,841,001 | 64,001,705 | [1]25,602,164 | 38,399,541 | 135,119,501 | 85,155,253 | 414,731,311 | 45,411,839 |
| 2 | Under 10 acres... | 480,373 | 2,429,505 | 263,994 | 973,734 | 40.1 | 263,190 | 155,608 | 5,152 | 150,456 | 68,993 | 86,081 | 218,100 | 663,799 |
| 3 | 10-29..... | 852,956 | 15,391,045 | 702,101 | 8,174,986 | 53.1 | 1,432,619 | 1,072,727 | 25,667 | 1,047,060 | 810,146 | 1,120,195 | 1,245,766 | 1,534,606 |
| 4 | 30-49..... | 623,582 | 23,944,674 | 546,793 | 10,693,557 | 44.7 | 2,497,178 | 1,759,654 | 38,276 | 1,721,378 | 2,144,851 | 2,762,922 | 2,272,926 | 1,813,586 |
| 5 | 50-69..... | 426,048 | 24,735,748 | 386,071 | 9,859,977 | 39.9 | 2,690,110 | 1,878,467 | 32,742 | 1,845,725 | 2,453,649 | 3,590,599 | 2,619,072 | 1,643,874 |
| 6 | 70-99..... | 620,131 | 50,891,949 | 577,306 | 20,760,795 | 40.8 | 5,687,643 | 3,205,175 | 98,607 | 3,106,568 | 5,714,172 | 6,659,212 | 5,624,992 | 3,239,960 |
| 7 | 100-139..... | 581,099 | 67,550,309 | 551,438 | 27,855,927 | 41.2 | 7,279,055 | 3,850,383 | 128,402 | 3,721,981 | 7,843,346 | 8,976,805 | 7,825,436 | 3,919,357 |
| 8 | 140-179..... | 522,272 | 82,392,069 | 500,873 | 39,133,283 | 47.5 | 7,623,378 | 3,978,776 | 412,067 | 3,566,709 | 8,747,368 | 8,318,840 | 9,977,097 | 4,613,327 |
| 9 | 180-219..... | 276,283 | 54,547,308 | 265,952 | 24,282,588 | 44.5 | 5,207,442 | 2,543,384 | 191,384 | 2,352,000 | 6,509,679 | 6,444,184 | 6,636,477 | 2,923,554 |
| 10 | 220-259..... | 213,972 | 50,840,783 | 207,300 | 24,420,920 | 48.0 | 4,476,465 | 2,336,710 | 299,866 | 2,036,844 | 5,432,066 | 4,998,404 | 6,504,410 | 2,671,808 |
| 11 | 260-499..... | 477,558 | 166,583,952 | 461,113 | 76,561,019 | 46.0 | 12,390,157 | 10,167,102 | 3,303,771 | 6,863,331 | 17,661,066 | 15,888,432 | 25,857,224 | 8,058,952 |
| 12 | 500-999..... | 183,913 | 125,981,122 | 174,387 | 48,595,834 | 38.6 | 7,448,047 | 11,665,138 | 6,475,528 | 5,189,610 | 13,241,966 | 10,866,856 | 29,051,347 | 5,111,934 |
| 13 | 1,000 and over... | 121,063 | 494,500,556 | 106,980 | 54,215,790 | 11.0 | 12,845,717 | 21,388,581 | 14,590,702 | 6,797,879 | 64,492,199 | 15,442,723 | 316,898,464 | 9,217,082 |
| 14 | The North..... | 2,267,083 | 441,225,732 | 2,055,081 | 208,493,139 | 47.3 | 29,259,712 | 27,778,113 | [1]10,954,272 | 16,823,841 | 29,362,053 | 22,566,489 | 100,040,913 | 23,725,313 |
| 15 | Under 10 acres... | 148,890 | 711,357 | 63,844 | 200,018 | 28.1 | 82,369 | 43,960 | 450 | 43,510 | 16,411 | 19,291 | 81,268 | 268,040 |
| 16 | 10-29..... | 185,088 | 3,283,102 | 130,149 | 1,151,330 | 35.1 | 412,067 | 274,520 | 2,030 | 272,490 | 193,301 | 234,130 | 463,503 | 554,251 |
| 17 | 30-49..... | 165,124 | 6,453,029 | 139,118 | 2,523,383 | 39.1 | 775,364 | 496,197 | 2,400 | 493,797 | 595,508 | 535,656 | 829,366 | 697,555 |
| 18 | 50-69..... | 128,282 | 7,508,015 | 116,056 | 3,122,834 | 41.6 | 826,235 | 575,686 | 2,520 | 573,166 | 649,132 | 689,673 | 967,465 | 676,990 |
| 19 | 70-99..... | 285,614 | 23,470,337 | 272,016 | 11,274,558 | 48.0 | 2,546,173 | 1,208,820 | 19,480 | 1,189,340 | 2,267,747 | 1,675,663 | 2,753,421 | 1,743,955 |
| 20 | 100-139..... | 301,054 | 35,225,870 | 293,264 | 17,554,504 | 49.8 | 3,525,687 | 1,550,210 | 25,950 | 1,524,260 | 3,494,703 | 2,585,647 | 4,203,243 | 2,311,876 |
| 21 | 140-179..... | 323,211 | 51,060,563 | 318,082 | 28,742,125 | 56.3 | 4,349,253 | 1,853,016 | 203,175 | 1,649,841 | 4,266,574 | 2,814,174 | 5,969,854 | 3,065,567 |
| 22 | 180-219..... | 168,972 | 33,360,926 | 166,748 | 17,830,332 | 53.4 | 2,871,340 | 1,192,444 | 71,780 | 1,120,664 | 3,226,720 | 2,279,636 | 3,971,587 | 1,988,867 |
| 23 | 220-259..... | 141,620 | 33,649,000 | 140,360 | 19,003,260 | 56.5 | 2,680,613 | 1,244,609 | 156,400 | 1,088,209 | 2,788,246 | 1,898,987 | 4,113,128 | 1,920,157 |
| 24 | 260-499..... | 291,202 | 101,163,570 | 288,819 | 55,176,656 | 54.5 | 6,554,317 | 5,892,126 | 2,133,613 | 3,758,513 | 7,432,116 | 5,637,287 | 15,035,050 | 5,436,018 |
| 25 | 500-999..... | 91,504 | 62,161,577 | 90,585 | 29,837,634 | 48.0 | 2,689,610 | 6,609,341 | 3,824,708 | 2,784,633 | 2,788,350 | 2,753,700 | 14,546,127 | 2,936,815 |
| 26 | 1,000 and over... | 36,522 | 83,178,386 | 36,040 | 22,076,505 | 26.5 | 1,946,684 | 6,837,184 | 4,511,766 | 2,325,418 | 1,643,245 | 1,442,645 | 47,106,901 | 2,125,222 |
| 27 | The South..... | 2,650,803 | 394,237,903 | 2,310,738 | 97,073,641 | 24.6 | 31,237,758 | 18,853,757 | [1]1,370,811 | 17,482,946 | 69,600,568 | 57,764,814 | 106,313,689 | 13,393,676 |
| 28 | Under 10 acres... | 249,633 | 1,343,581 | 154,481 | 619,023 | 46.1 | 132,826 | 86,817 | 880 | 85,937 | 44,972 | 58,935 | 109,196 | 291,812 |
| 29 | 10-29..... | 582,502 | 10,687,540 | 503,377 | 6,304,276 | 59.0 | 842,992 | 701,458 | 4,550 | 696,908 | 551,243 | 829,456 | 666,138 | 791,977 |
| 30 | 30-49..... | 412,141 | 15,717,648 | 367,546 | 7,297,272 | 46.4 | 1,513,616 | 1,152,733 | 10,675 | 1,142,058 | 1,426,201 | 2,128,529 | 1,278,215 | 921,082 |
| 31 | 50-69..... | 275,020 | 15,907,937 | 249,673 | 6,079,137 | 38.2 | 1,713,579 | 1,228,590 | 12,420 | 1,216,170 | 1,700,453 | 2,824,929 | 1,514,386 | 846,863 |
| 32 | 70-99..... | 298,875 | 24,522,661 | 272,962 | 8,030,732 | 32.7 | 2,844,427 | 1,824,182 | 29,904 | 1,794,278 | 3,202,955 | 4,834,547 | 2,571,622 | 1,214,196 |
| 33 | 100-139..... | 255,970 | 29,522,042 | 236,178 | 9,004,970 | 30.5 | 3,476,332 | 2,128,645 | 45,015 | 2,083,630 | 4,075,875 | 6,214,121 | 3,277,296 | 1,344,803 |
| 34 | 140-179..... | 171,675 | 27,005,521 | 158,183 | 8,530,347 | 31.6 | 2,912,976 | 1,809,591 | 87,245 | 1,722,346 | 3,985,437 | 5,254,935 | 3,360,628 | 1,151,607 |
| 35 | 180-219..... | 95,345 | 18,823,959 | 88,234 | 5,475,940 | 29.1 | 2,120,283 | 1,189,635 | 44,695 | 1,144,940 | 2,996,042 | 4,015,096 | 2,294,829 | 732,134 |
| 36 | 220-259..... | 62,042 | 14,734,401 | 57,408 | 4,399,068 | 29.9 | 1,591,365 | 909,787 | 50,000 | 859,787 | 2,361,923 | 2,966,323 | 1,949,798 | 556,137 |
| 37 | 260-499..... | 149,877 | 52,203,688 | 138,579 | 16,536,003 | 31.7 | 4,972,720 | 2,873,098 | 245,238 | 2,627,860 | 8,695,591 | 9,667,951 | 7,687,916 | 1,770,409 |
| 38 | 500-999..... | 61,375 | 41,652,175 | 55,130 | 12,053,114 | 28.9 | 3,576,371 | 2,021,526 | 281,185 | 1,740,341 | 8,091,812 | 7,391,753 | 7,316,561 | 1,201,038 |
| 39 | 1,000 and over... | 36,348 | 142,116,750 | 28,987 | 12,743,759 | 9.0 | 5,540,271 | 2,927,695 | 559,004 | 2,368,691 | 32,468,064 | 11,578,239 | 74,287,104 | 2,571,618 |
| 40 | The West..... | 461,364 | 324,325,385 | 378,489 | 39,961,630 | 12.3 | 9,343,531 | 17,369,835 | [1]13,277,081 | 4,092,754 | 36,156,880 | 4,823,950 | 208,376,709 | 8,292,850 |
| 41 | Under 10 acres... | 81,850 | 374,567 | 45,669 | 154,693 | 41.3 | 47,995 | 24,831 | 3,822 | 21,009 | 7,610 | 7,855 | 27,636 | 103,947 |
| 42 | 10-29..... | 85,366 | 1,420,403 | 68,575 | 719,380 | 50.6 | 177,560 | 96,749 | 19,087 | 77,662 | 65,602 | 56,609 | 116,125 | 188,378 |
| 43 | 30-49..... | 46,317 | 1,773,997 | 40,129 | 872,902 | 49.2 | 208,198 | 110,724 | 25,201 | 85,523 | 123,142 | 98,737 | 165,345 | 194,949 |
| 44 | 50-69..... | 22,746 | 1,319,796 | 20,342 | 658,006 | 49.9 | 150,296 | 74,191 | 17,802 | 56,389 | 104,064 | 75,997 | 137,221 | 120,021 |
| 45 | 70-99..... | 35,642 | 2,898,951 | 32,328 | 1,455,505 | 50.2 | 297,043 | 172,173 | 49,223 | 122,950 | 243,470 | 149,002 | 299,949 | 281,809 |
| 46 | 100-139..... | 24,075 | 2,802,397 | 21,996 | 1,296,453 | 46.3 | 277,036 | 171,528 | 57,437 | 114,091 | 272,768 | 177,037 | 344,897 | 262,678 |
| 47 | 140-179..... | 27,386 | 4,325,985 | 24,608 | 1,860,811 | 43.0 | 361,149 | 316,169 | 121,647 | 194,522 | 495,357 | 249,731 | 646,615 | 396,153 |
| 48 | 180-219..... | 11,966 | 2,362,423 | 10,970 | 976,316 | 41.3 | 215,819 | 161,305 | 74,909 | 86,396 | 286,917 | 149,452 | 370,061 | 202,553 |
| 49 | 220-259..... | 10,310 | 2,457,382 | 9,532 | 1,018,592 | 41.5 | 204,487 | 182,314 | 93,466 | 88,848 | 281,897 | 133,094 | 441,484 | 195,514 |
| 50 | 260-499..... | 36,479 | 13,216,694 | 33,715 | 4,848,360 | 36.7 | 863,120 | 1,401,878 | 924,920 | 476,958 | 1,533,359 | 583,194 | 3,134,258 | 852,525 |
| 51 | 500-999..... | 31,034 | 22,167,370 | 28,672 | 6,705,086 | 30.2 | 1,182,066 | 3,034,271 | 2,369,635 | 664,636 | 2,361,804 | 721,403 | 7,188,659 | 974,081 |
| 52 | 1,000 and over... | 48,193 | 269,205,420 | 41,953 | 19,395,526 | 7.2 | 5,358,762 | 11,623,702 | 9,519,932 | 2,103,770 | 30,380,890 | 2,421,839 | 195,504,459 | 4,520,242 |
| | GEOGRAPHIC DIVISIONS | | | | | | | | | | | | | |
| 53 | New England... | 103,191 | 12,601,397 | 88,855 | 2,819,271 | 22.4 | 865,378 | 566,198 | (1) | 566,198 | 1,746,867 | 4,432,853 | 1,457,653 | 713,177 |
| 54 | Under 10 acres... | 12,794 | 58,649 | 6,085 | 18,273 | 31.2 | 5,635 | 5,987 | (1) | 5,987 | 1,140 | 4,130 | 2,996 | 20,488 |
| 55 | 10-29..... | 15,056 | 269,148 | 11,537 | 81,365 | 30.2 | 24,867 | 25,657 | (1) | 25,657 | 15,537 | 56,441 | 23,573 | 41,708 |
| 56 | 30-49..... | 10,028 | 384,737 | 8,733 | 105,624 | 27.5 | 34,382 | 30,967 | (1) | 30,967 | 33,505 | 112,011 | 31,545 | 36,703 |
| 57 | 50-69..... | 9,644 | 566,036 | 8,795 | 153,127 | 27.1 | 46,888 | 41,509 | (1) | 41,509 | 60,779 | 174,750 | 47,128 | 41,855 |
| 58 | 70-99..... | 11,253 | 926,287 | 10,507 | 236,274 | 25.5 | 72,916 | 52,425 | (1) | 52,425 | 103,144 | 307,626 | 88,739 | 65,163 |
| 59 | 100-139..... | 13,020 | 1,489,138 | 12,422 | 379,916 | 25.5 | 109,926 | 73,457 | (1) | 73,457 | 196,627 | 490,066 | 160,263 | 78,883 |
| 60 | 140-179..... | 9,167 | 1,436,534 | 8,917 | 347,518 | 24.2 | 105,564 | 64,719 | (1) | 64,719 | 204,403 | 484,593 | 168,354 | 61,383 |
| 61 | 180-219..... | 6,163 | 1,213,946 | 6,013 | 277,916 | 22.9 | 81,862 | 41,445 | (1) | 41,445 | 198,177 | 410,830 | 146,883 | 56,833 |
| 62 | 220-259..... | 4,164 | 992,065 | 4,105 | 236,607 | 23.8 | 75,622 | 37,413 | (1) | 37,413 | 156,226 | 322,338 | 127,562 | 36,297 |
| 63 | 260-499..... | 9,148 | 3,119,328 | 9,019 | 646,209 | 20.7 | 201,465 | 109,814 | (1) | 109,814 | 508,599 | 1,116,351 | 409,540 | 127,350 |
| 64 | 500-999..... | 2,347 | 1,496,611 | 2,320 | 247,671 | 16.5 | 79,576 | 50,315 | (1) | 50,315 | 219,689 | 653,441 | 182,594 | 72,325 |
| 65 | 1,000 and over... | 407 | 648,918 | 402 | 88,771 | 13.7 | 26,675 | 32,490 | (1) | 32,490 | 58,041 | 300,276 | 68,476 | 74,189 |
| 66 | Middle Atlantic | 296,310 | 32,040,822 | 264,226 | 12,341,843 | 38.5 | 2,919,039 | 2,440,895 | (1) | 2,440,895 | 2,356,353 | 4,896,504 | 5,047,183 | 2,039,005 |
| 67 | Under 10 acres... | 32,509 | 153,835 | 16,260 | 49,884 | 32.4 | 12,771 | 15,952 | (1) | 15,952 | 2,354 | 7,161 | 9,030 | 56,683 |
| 68 | 10-29..... | 39,516 | 717,396 | 31,741 | 278,886 | 38.9 | 67,152 | 102,790 | (1) | 102,790 | 18,135 | 71,599 | 62,353 | 116,481 |
| 69 | 30-49..... | 27,213 | 1,064,623 | 24,559 | 443,557 | 41.7 | 92,516 | 146,377 | (1) | 146,377 | 46,883 | 125,612 | 100,264 | 109,414 |
| 70 | 50-69..... | 30,905 | 1,800,461 | 29,097 | 763,024 | 42.4 | 158,722 | 217,782 | (1) | 217,782 | 93,013 | 215,314 | 196,834 | 155,772 |
| 71 | 70-99..... | 39,344 | 3,287,285 | 37,811 | 1,436,245 | 44.8 | 304,159 | 325,043 | (1) | 325,043 | 179,878 | 405,578 | 411,330 | 225,052 |
| 72 | 100-139..... | 48,015 | 5,572,815 | 46,944 | 2,407,847 | 43.2 | 510,169 | 460,121 | (1) | 460,121 | 372,065 | 710,343 | 795,911 | 316,359 |
| 73 | 140-179..... | 28,389 | 4,451,668 | 27,918 | 1,794,666 | 40.3 | 402,325 | 299,026 | (1) | 299,026 | 348,055 | 618,960 | 751,295 | 237,341 |
| 74 | 180-219..... | 17,621 | 3,477,032 | 17,404 | 1,330,051 | 38.3 | 335,243 | 218,231 | (1) | 218,231 | 290,393 | 512,260 | 610,980 | 179,874 |
| 75 | 220-259..... | 11,132 | 2,642,903 | 11,004 | 977,053 | 37.0 | 244,594 | 152,021 | (1) | 152,021 | 232,825 | 396,383 | 508,895 | 131,132 |
| 76 | 260-499..... | 17,985 | 6,020,520 | 17,867 | 2,035,596 | 33.8 | 545,543 | 342,257 | (1) | 342,257 | 573,558 | 1,068,021 | 1,152,309 | 303,236 |
| 77 | 500-999..... | 3,219 | 2,038,628 | 3,166 | 600,312 | 29.4 | 194,490 | 119,504 | (1) | 119,504 | 159,377 | 502,767 | 342,606 | 119,572 |
| 78 | 1,000 and over... | 462 | 813,565 | 455 | 224,722 | 27.6 | 51,355 | 41,791 | (1) | 41,791 | 39,817 | 262,506 | 105,376 | 88,089 |

See footnotes at end of table.

## LAND ACCORDING TO USE, BY SIZE OF FARM; BY DIVISIONS AND STATES: CENSUS OF 1950

only a sample of farms. See text]

| Cropland total, 1949 (acres) | Land pastured total, 1949 (acres) | Woodland total, 1949 (acres) | Value of land and buildings, 1950 (dollars) | | Farms by acres of cropland harvested, 1949 | | | | | | | | | | | | | |
|---|---|---|---|---|---|---|---|---|---|---|---|---|---|---|---|---|---|---|
| | | | | | Number | | | | | | | Percent distribution | | | | | | |
| | | | Average per farm | Average per acre | 1-9 acres | 10-19 acres | 20-29 acres | 30-49 acres | 50-99 acres | 100-199 acres | 200 acres and over | 1-9 acres | 10-19 acres | 20-29 acres | 30-49 acres | 50-99 acres | 100-199 acres | 200 acres and over | |
| 479,371,116 | 619,691,813 | 220,274,754 | 13,911 | 66.75 | 889,949 | 768,361 | 574,612 | 685,449 | 815,017 | 624,464 | 386,456 | 18.8 | 16.2 | 12.1 | 14.4 | 17.2 | 13.2 | 8.1 | 1 |
| 1,392,532 | 550,283 | 155,074 | 5,522 | 1,066.55 | 263,994 | ..... | ..... | ..... | ..... | ..... | ..... | 100.0 | ..... | ..... | ..... | ..... | ..... | ..... | 2 |
| 10,680,332 | 3,488,531 | 1,930,341 | 4,981 | 272.10 | 285,279 | 307,385 | 109,437 | ..... | ..... | ..... | ..... | 40.6 | 43.8 | 15.6 | ..... | ..... | ..... | ..... | 3 |
| 14,950,389 | 6,914,955 | 4,907,773 | 5,586 | 144.25 | 129,051 | 150,530 | 136,653 | 130,559 | ..... | ..... | ..... | 23.6 | 27.5 | 25.0 | 23.9 | ..... | ..... | ..... | 4 |
| 14,428,554 | 7,762,831 | 6,044,248 | 6,727 | 114.94 | 67,730 | 89,493 | 83,199 | 106,708 | 38,941 | ..... | ..... | 17.5 | 23.2 | 21.6 | 27.6 | 10.1 | ..... | ..... | 5 |
| 29,653,613 | 17,026,807 | 12,373,384 | 8,460 | 102.68 | 61,500 | 92,675 | 95,643 | 161,487 | 166,001 | ..... | ..... | 10.7 | 16.1 | 16.6 | 28.0 | 28.8 | ..... | ..... | 6 |
| 38,985,365 | 22,947,837 | 16,820,151 | 10,977 | 94.04 | 37,405 | 59,887 | 67,550 | 122,440 | 225,029 | 39,127 | ..... | 6.8 | 10.9 | 12.2 | 22.2 | 40.8 | 7.1 | ..... | 7 |
| 50,735,437 | 26,347,843 | 17,066,208 | 15,524 | 98.04 | 18,738 | 30,427 | 35,975 | 68,977 | 162,834 | 183,922 | ..... | 3.7 | 6.1 | 7.2 | 13.8 | 32.5 | 36.7 | ..... | 8 |
| 32,033,414 | 18,353,598 | 12,953,863 | 18,442 | 93.19 | 8,607 | 13,555 | 16,671 | 33,555 | 75,262 | 115,936 | 2,366 | 3.2 | 5.1 | 6.3 | 12.6 | 28.3 | 43.6 | 0.9 | 9 |
| 31,234,095 | 16,412,941 | 10,430,470 | 22,708 | 95.52 | 4,745 | 7,250 | 8,815 | 18,929 | 45,529 | 96,654 | 25,378 | 2.3 | 3.5 | 4.3 | 9.1 | 22.0 | 46.6 | 12.2 | 10 |
| 99,118,278 | 55,908,447 | 33,549,498 | 27,969 | 80.03 | 8,683 | 12,073 | 15,025 | 30,867 | 74,342 | 142,614 | 177,509 | 1.9 | 2.6 | 3.3 | 6.7 | 16.1 | 30.9 | 38.5 | 11 |
| 67,709,019 | 49,741,360 | 24,108,822 | 39,422 | 57.53 | 2,875 | 3,524 | 3,818 | 7,806 | 17,863 | 30,988 | 107,513 | 1.6 | 2.0 | 2.2 | 4.5 | 10.2 | 17.8 | 61.7 | 12 |
| 88,450,088 | 394,236,380 | 79,934,922 | 92,476 | 24.23 | 1,342 | 1,562 | 1,826 | 4,121 | 9,216 | 15,223 | 73,690 | 1.3 | 1.5 | 1.7 | 3.9 | 8.6 | 14.2 | 68.9 | 13 |
| 265,530,964 | 158,662,678 | 51,928,542 | 17,152 | 86.94 | 228,513 | 171,814 | 150,836 | 274,439 | 505,265 | 463,144 | 261,070 | 11.1 | 8.4 | 7.3 | 13.4 | 24.6 | 22.5 | 12.7 | 14 |
| 326,347 | 180,048 | 35,702 | 6,902 | 1,409.42 | 63,844 | ..... | ..... | ..... | ..... | ..... | ..... | 100.0 | ..... | ..... | ..... | ..... | ..... | ..... | 15 |
| 1,837,917 | 1,068,871 | 427,431 | 7,134 | 394.46 | 79,003 | 43,213 | 7,933 | ..... | ..... | ..... | ..... | 60.7 | 33.2 | 6.1 | ..... | ..... | ..... | ..... | 16 |
| 3,794,944 | 2,200,238 | 1,131,164 | 6,717 | 170.22 | 34,099 | 43,530 | 37,833 | 23,656 | ..... | ..... | ..... | 24.5 | 31.3 | 27.2 | 17.0 | ..... | ..... | ..... | 17 |
| 4,524,755 | 2,442,832 | 1,338,805 | 8,070 | 136.69 | 16,439 | 23,535 | 25,246 | 41,700 | 9,136 | ..... | ..... | 14.2 | 20.3 | 21.8 | 35.9 | 7.9 | ..... | ..... | 18 |
| 15,029,551 | 7,567,341 | 3,943,410 | 9,688 | 117.31 | 17,132 | 28,682 | 34,861 | 87,264 | 104,077 | ..... | ..... | 6.3 | 10.5 | 12.8 | 32.1 | 38.3 | ..... | ..... | 19 |
| 22,630,401 | 11,223,633 | 6,080,350 | 12,714 | 108.08 | 9,352 | 16,689 | 22,338 | 58,950 | 161,072 | 24,863 | ..... | 3.2 | 5.7 | 7.6 | 20.1 | 54.9 | 8.5 | ..... | 20 |
| 34,944,394 | 14,585,681 | 7,080,748 | 17,805 | 112.25 | 4,372 | 8,125 | 11,392 | 30,991 | 114,257 | 148,945 | ..... | 1.4 | 2.6 | 3.6 | 9.7 | 35.9 | 46.8 | ..... | 21 |
| 21,894,116 | 10,069,647 | 5,506,356 | 20,996 | 106.08 | 1,858 | 3,387 | 4,677 | 13,394 | 47,881 | 94,376 | 1,175 | 1.1 | 2.0 | 2.8 | 8.0 | 28.7 | 56.6 | 0.7 | 22 |
| 22,928,482 | 9,581,987 | 4,687,233 | 25,423 | 106.95 | 865 | 1,723 | 2,481 | 7,340 | 27,488 | 80,071 | 20,392 | 0.6 | 1.2 | 1.8 | 5.2 | 19.6 | 57.0 | 14.5 | 23 |
| 67,623,099 | 29,021,483 | 13,069,403 | 30,161 | 86.60 | 1,242 | 2,444 | 3,392 | 9,387 | 35,844 | 98,594 | 137,916 | 0.4 | 0.8 | 1.2 | 3.3 | 12.4 | 34.1 | 47.8 | 24 |
| 39,136,585 | 20,024,087 | 5,542,050 | 37,078 | 54.48 | 280 | 417 | 567 | 1,470 | 4,468 | 13,334 | 70,049 | 0.3 | 0.5 | 0.6 | 1.6 | 4.9 | 14.7 | 77.3 | 25 |
| 30,860,373 | 50,696,830 | 3,085,890 | 63,977 | 28.55 | 27 | 69 | 116 | 287 | 1,042 | 2,961 | 31,538 | 0.1 | 0.2 | 0.3 | 0.8 | 2.9 | 8.2 | 87.5 | 26 |
| 147,165,156 | 207,152,015 | 127,365,382 | 8,495 | 58.30 | 561,558 | 544,643 | 392,752 | 367,625 | 253,270 | 117,272 | 73,618 | 24.3 | 23.6 | 17.0 | 15.9 | 11.0 | 5.1 | 3.2 | 27 |
| 838,666 | 286,994 | 103,907 | 3,074 | 559.83 | 154,481 | ..... | ..... | ..... | ..... | ..... | ..... | 100.0 | ..... | ..... | ..... | ..... | ..... | ..... | 28 |
| 7,848,726 | 2,060,373 | 1,380,699 | 2,999 | 161.23 | 172,137 | 235,713 | 95,527 | ..... | ..... | ..... | ..... | 34.2 | 46.8 | 19.0 | ..... | ..... | ..... | ..... | 29 |
| 9,963,621 | 4,218,032 | 3,554,730 | 3,836 | 99.78 | 87,261 | 97,735 | 88,212 | 94,338 | ..... | ..... | ..... | 23.7 | 26.6 | 24.0 | 25.7 | ..... | ..... | ..... | 30 |
| 9,021,306 | 4,928,418 | 4,525,382 | 4,840 | 82.99 | 48,795 | 62,862 | 54,723 | 57,708 | 25,585 | ..... | ..... | 19.5 | 25.2 | 21.9 | 23.1 | 10.2 | ..... | ..... | 31 |
| 12,699,341 | 8,619,004 | 8,037,502 | 5,782 | 70.20 | 41,400 | 60,646 | 57,487 | 66,847 | 46,582 | ..... | ..... | 15.2 | 22.2 | 21.1 | 24.5 | 17.1 | ..... | ..... | 32 |
| 14,609,947 | 10,829,503 | 10,289,996 | 7,490 | 64.73 | 26,314 | 41,243 | 43,375 | 59,768 | 54,582 | 10,896 | ..... | 11.1 | 17.5 | 18.4 | 25.3 | 23.1 | 4.6 | ..... | 33 |
| 13,252,914 | 10,259,041 | 9,240,372 | 9,734 | 61.73 | 12,585 | 20,503 | 22,795 | 34,785 | 41,115 | 26,400 | ..... | 8.0 | 13.0 | 14.4 | 22.0 | 26.0 | 16.7 | ..... | 34 |
| 8,785,858 | 7,411,154 | 7,011,138 | 11,946 | 60.39 | 6,136 | 9,431 | 11,273 | 18,698 | 24,593 | 17,169 | 934 | 7.0 | 10.7 | 12.8 | 21.2 | 27.9 | 19.5 | 1.1 | 35 |
| 6,900,220 | 5,903,086 | 5,328,246 | 14,507 | 61.03 | 3,475 | 5,016 | 5,858 | 10,476 | 15,821 | 13,182 | 3,580 | 6.1 | 8.7 | 10.2 | 18.2 | 27.6 | 23.0 | 6.2 | 36 |
| 24,381,821 | 21,356,227 | 18,363,542 | 21,508 | 61.70 | 6,301 | 8,391 | 10,129 | 18,528 | 31,882 | 33,200 | 30,148 | 4.5 | 6.1 | 7.3 | 13.4 | 23.0 | 24.0 | 21.8 | 37 |
| 17,651,011 | 18,984,744 | 15,483,565 | 40,093 | 59.34 | 1,905 | 2,297 | 2,468 | 4,569 | 9,359 | 11,548 | 22,984 | 3.5 | 4.2 | 4.5 | 8.3 | 17.0 | 20.9 | 41.7 | 38 |
| 21,211,725 | 112,295,439 | 44,046,303 | 122,544 | 30.46 | 768 | 806 | 905 | 1,908 | 3,751 | 4,877 | 15,972 | 2.6 | 2.8 | 3.1 | 6.6 | 12.9 | 16.8 | 55.1 | 39 |
| 66,674,996 | 253,877,120 | 40,980,830 | 28,807 | 46.51 | 99,878 | 51,904 | 31,024 | 43,385 | 56,482 | 44,048 | 51,768 | 26.4 | 13.7 | 8.2 | 11.5 | 14.9 | 11.6 | 13.7 | 40 |
| 227,519 | 83,241 | 15,465 | 10,563 | 2,245.19 | 45,669 | ..... | ..... | ..... | ..... | ..... | ..... | 100.0 | ..... | ..... | ..... | ..... | ..... | ..... | 41 |
| 993,689 | 359,287 | 122,211 | 13,849 | 826.53 | 34,139 | 28,459 | 5,977 | ..... | ..... | ..... | ..... | 49.8 | 41.5 | 8.7 | ..... | ..... | ..... | ..... | 42 |
| 1,191,824 | 496,685 | 221,879 | 16,936 | 439.26 | 7,691 | 9,265 | 10,608 | 12,565 | ..... | ..... | ..... | 19.2 | 23.1 | 26.4 | 31.3 | ..... | ..... | ..... | 43 |
| 882,493 | 391,581 | 180,061 | 22,084 | 379.51 | 2,496 | 3,096 | 3,230 | 7,300 | 4,220 | ..... | ..... | 12.3 | 15.2 | 15.9 | 35.9 | 20.7 | ..... | ..... | 44 |
| 1,924,721 | 840,462 | 392,472 | 20,822 | 256.66 | 2,968 | 3,347 | 3,295 | 7,376 | 15,342 | ..... | ..... | 9.2 | 10.4 | 10.2 | 22.8 | 47.5 | ..... | ..... | 45 |
| 1,745,017 | 894,701 | 449,805 | 26,070 | 224.53 | 1,739 | 1,955 | 1,837 | 3,722 | 9,375 | 3,368 | ..... | 7.9 | 8.9 | 8.4 | 16.9 | 42.6 | 15.3 | ..... | 46 |
| 2,538,129 | 1,503,121 | 745,088 | 24,153 | 152.96 | 1,781 | 1,799 | 1,788 | 3,201 | 7,462 | 8,577 | ..... | 7.2 | 7.3 | 7.3 | 13.0 | 30.3 | 34.9 | ..... | 47 |
| 1,353,440 | 872,797 | 436,369 | 33,478 | 169.06 | 613 | 737 | 721 | 1,463 | 2,788 | 4,391 | 257 | 5.6 | 6.7 | 6.6 | 13.3 | 25.4 | 40.0 | 2.3 | 48 |
| 1,405,393 | 927,868 | 414,991 | 33,635 | 141.19 | 405 | 511 | 476 | 1,113 | 2,220 | 3,401 | 1,406 | 4.2 | 5.4 | 5.0 | 11.7 | 23.3 | 35.7 | 14.8 | 49 |
| 7,113,358 | 5,530,737 | 2,116,553 | 36,215 | 99.87 | 1,140 | 1,238 | 1,504 | 2,952 | 6,616 | 10,820 | 9,445 | 3.4 | 3.7 | 4.5 | 8.8 | 19.6 | 32.1 | 28.0 | 50 |
| 10,921,423 | 10,732,529 | 3,083,207 | 45,134 | 62.98 | 690 | 810 | 783 | 1,767 | 4,036 | 6,106 | 14,480 | 2.4 | 2.8 | 2.7 | 6.2 | 14.1 | 21.3 | 50.5 | 51 |
| 36,377,990 | 231,244,111 | 32,802,729 | 93,527 | 19.10 | 547 | 687 | 805 | 1,926 | 4,423 | 7,385 | 26,180 | 1.3 | 1.6 | 1.9 | 4.6 | 10.5 | 17.6 | 62.4 | 52 |
| 4,250,847 | 4,069,898 | 6,179,720 | 11,470 | 93.73 | 25,715 | 16,666 | 12,241 | 15,879 | 13,830 | 3,761 | 763 | 28.9 | 18.8 | 13.8 | 17.9 | 15.6 | 4.2 | 0.9 | 53 |
| 29,895 | 9,771 | 5,270 | 9,174 | 1,948.18 | 6,085 | ..... | ..... | ..... | ..... | ..... | ..... | 100.0 | ..... | ..... | ..... | ..... | ..... | ..... | 54 |
| 131,889 | 63,977 | 71,978 | 9,505 | 524.98 | 8,467 | 2,748 | 322 | ..... | ..... | ..... | ..... | 73.4 | 23.8 | 2.8 | ..... | ..... | ..... | ..... | 55 |
| 170,973 | 99,432 | 145,516 | 9,295 | 242.66 | 3,741 | 3,220 | 1,287 | 485 | ..... | ..... | ..... | 42.8 | 36.9 | 14.7 | 5.6 | ..... | ..... | ..... | 56 |
| 241,524 | 154,795 | 235,529 | 9,175 | 153.86 | 2,600 | 2,606 | 2,124 | 1,226 | 239 | ..... | ..... | 29.6 | 29.6 | 24.2 | 13.9 | 2.7 | ..... | ..... | 57 |
| 361,615 | 264,799 | 410,770 | 9,156 | 111.18 | 1,932 | 2,938 | 2,553 | 2,453 | 631 | ..... | ..... | 18.4 | 28.0 | 24.3 | 23.3 | 6.0 | ..... | ..... | 58 |
| 563,299 | 466,816 | 686,693 | 10,030 | 87.33 | 1,472 | 2,466 | 2,537 | 3,713 | 2,168 | 66 | ..... | 11.8 | 19.9 | 20.4 | 29.9 | 17.5 | 0.5 | ..... | 59 |
| 517,801 | 478,321 | 688,996 | 11,116 | 70.60 | 601 | 1,211 | 1,466 | 2,884 | 2,549 | 206 | ..... | 6.7 | 13.6 | 16.4 | 32.3 | 28.6 | 2.3 | ..... | 60 |
| 401,223 | 426,922 | 609,007 | 12,175 | 62.19 | 336 | 585 | 751 | 1,920 | 2,080 | 341 | ..... | 5.6 | 9.7 | 12.5 | 31.9 | 34.6 | 5.7 | ..... | 61 |
| 349,642 | 359,410 | 478,564 | 15,034 | 63.26 | 130 | 236 | 440 | 1,051 | 1,763 | 467 | 18 | 3.2 | 5.7 | 10.7 | 25.6 | 42.9 | 11.4 | 0.4 | 62 |
| 957,488 | 1,119,604 | 1,624,950 | 17,855 | 52.14 | 246 | 547 | 610 | 1,812 | 3,617 | 1,944 | 243 | 2.7 | 6.1 | 6.8 | 20.1 | 40.1 | 21.6 | 2.7 | 63 |
| 377,562 | 472,859 | 864,130 | 32,522 | 51.18 | 100 | 101 | 146 | 317 | 694 | 611 | 351 | 4.3 | 4.4 | 6.3 | 13.7 | 29.9 | 26.3 | 15.1 | 64 |
| 147,936 | 153,192 | 358,317 | 76,518 | 47.75 | 5 | 8 | 5 | 18 | 89 | 126 | 151 | 1.2 | 2.0 | 1.2 | 4.5 | 22.1 | 31.3 | 37.6 | 65 |
| 17,701,777 | 10,322,575 | 7,252,857 | 11,736 | 109.08 | 51,890 | 34,254 | 29,598 | 52,007 | 69,810 | 23,061 | 3,606 | 19.6 | 13.0 | 11.2 | 19.7 | 26.4 | 8.7 | 1.4 | 66 |
| 78,607 | 24,155 | 9,515 | 9,177 | 1,887.46 | 16,260 | ..... | ..... | ..... | ..... | ..... | ..... | 100.0 | ..... | ..... | ..... | ..... | ..... | ..... | 67 |
| 448,828 | 147,640 | 89,734 | 9,496 | 515.27 | 19,161 | 10,801 | 1,779 | ..... | ..... | ..... | ..... | 60.4 | 34.0 | 5.6 | ..... | ..... | ..... | ..... | 68 |
| 682,450 | 239,663 | 172,495 | 9,212 | 234.76 | 6,036 | 7,690 | 6,878 | 3,955 | ..... | ..... | ..... | 24.6 | 31.3 | 28.0 | 16.1 | ..... | ..... | ..... | 69 |
| 1,139,528 | 448,569 | 308,327 | 8,890 | 152.18 | 4,220 | 6,028 | 6,790 | 10,079 | 1,980 | ..... | ..... | 14.5 | 20.7 | 23.3 | 34.6 | 6.8 | ..... | ..... | 70 |
| 2,065,447 | 895,367 | 585,456 | 10,193 | 121.74 | 2,811 | 4,347 | 6,088 | 13,466 | 11,099 | ..... | ..... | 7.4 | 11.5 | 16.1 | 35.6 | 29.4 | ..... | ..... | 71 |
| 3,378,137 | 1,678,145 | 1,082,408 | 11,022 | 94.88 | 2,066 | 2,977 | 4,671 | 13,273 | 22,126 | 1,831 | ..... | 4.4 | 6.3 | 10.0 | 28.3 | 47.1 | 3.9 | ..... | 72 |
| 2,496,017 | 1,501,675 | 967,015 | 12,387 | 79.10 | 740 | 1,192 | 1,635 | 5,768 | 14,504 | 4,079 | ..... | 2.7 | 4.3 | 5.9 | 20.7 | 52.0 | 14.6 | ..... | 73 |
| 1,883,525 | 1,236,616 | 802,653 | 14,769 | 74.95 | 295 | 601 | 906 | 2,680 | 8,357 | 4,513 | 52 | 1.7 | 3.5 | 5.2 | 15.4 | 48.0 | 25.9 | 0.3 | 74 |
| 1,373,668 | 986,314 | 629,208 | 16,030 | 67.51 | 110 | 205 | 407 | 1,342 | 4,920 | 3,786 | 234 | 1.0 | 1.9 | 3.7 | 12.2 | 44.7 | 34.4 | 2.1 | 75 |
| 2,923,396 | 2,271,410 | 1,641,579 | 20,674 | 61.98 | 161 | 360 | 401 | 1,267 | 6,244 | 7,640 | 1,794 | 0.9 | 2.0 | 2.2 | 7.1 | 34.9 | 42.8 | 10.0 | 76 |
| 914,306 | 696,473 | 662,144 | 38,915 | 62.04 | 30 | 50 | 35 | 165 | 532 | 1,137 | 1,217 | 0.9 | 1.6 | 1.1 | 5.2 | 16.8 | 35.9 | 38.4 | 77 |
| 317,868 | 196,548 | 302,323 | 171,207 | 97.52 | ..... | 3 | 8 | 12 | 48 | 75 | 309 | ..... | 0.7 | 1.8 | 2.6 | 10.5 | 16.5 | 67.9 | 78 |

## Table 10.—NUMBER OF FARMS, ALL LAND IN FARMS, VALUE OF FARMS, AND SPECIFIED CLASSES OF LAND

[Data are based on reports for

| | Region, division, State, and size group | Number of farms, 1950 | All land in farms, 1950 (acres) | Cropland harvested, 1949 | | | Cropland used only for pasture, 1949 (acres) | Cropland not harvested and not pastured, 1949 (acres) | | | Woodland pastured, 1949 (acres) | Woodland not pastured, 1949 (acres) | Other pasture (not cropland and not woodland), 1949 (acres) | Other land (house lots, roads, waste land, etc.), 1949 (acres) |
|---|---|---|---|---|---|---|---|---|---|---|---|---|---|---|
| | | | | Farms reporting | Acres | Percent of all land in farms | | Total | Cultivated summer fallow[1] | Other | | | | |
| | GEOGRAPHIC DIVISIONS—Continued | | | | | | | | | | | | | |
| 1 | **East North Central** | 885,171 | 112,316,663 | 801,357 | 59,823,799 | 53.3 | 10,961,054 | 4,652,269 | (1) | 4,652,269 | 11,962,092 | 7,285,862 | 10,109,146 | 7,522,441 |
| 2 | Under 10 acres | 60,767 | 300,583 | 27,697 | 89,160 | 29.7 | 35,821 | 17,226 | (1) | 17,226 | 7,902 | 5,635 | 33,462 | 111,377 |
| 3 | 10-29 | 83,193 | 1,475,558 | 58,203 | 517,248 | 35.1 | 202,431 | 116,655 | (1) | 116,655 | 100,135 | 78,290 | 200,421 | 260,378 |
| 4 | 30-49 | 80,427 | 3,154,051 | 69,437 | 1,311,891 | 41.6 | 395,932 | 255,363 | (1) | 255,363 | 283,640 | 202,418 | 341,724 | 363,083 |
| 5 | 50-69 | 59,359 | 3,474,752 | 54,550 | 1,570,343 | 45.2 | 410,595 | 255,790 | (1) | 255,790 | 298,845 | 219,780 | 384,192 | 335,207 |
| 6 | 70-99 | 143,307 | 11,761,307 | 138,655 | 5,996,397 | 51.0 | 1,334,649 | 592,523 | (1) | 592,523 | 1,193,717 | 655,878 | 1,090,507 | 697,636 |
| 7 | 100-139 | 141,634 | 16,555,670 | 139,038 | 8,702,236 | 52.6 | 1,761,964 | 697,147 | (1) | 697,147 | 1,731,616 | 961,458 | 1,571,395 | 1,129,854 |
| 8 | 140-179 | 118,069 | 18,570,401 | 116,757 | 10,376,936 | 55.9 | 1,810,717 | 637,617 | (1) | 637,617 | 1,965,487 | 1,056,968 | 1,631,141 | 1,091,535 |
| 9 | 180-219 | 67,832 | 13,375,182 | 67,175 | 7,379,341 | 55.2 | 1,240,547 | 469,455 | (1) | 469,455 | 1,480,657 | 832,890 | 1,162,111 | 810,181 |
| 10 | 220-259 | 46,399 | 10,997,422 | 46,147 | 6,266,477 | 57.0 | 988,186 | 362,601 | (1) | 362,601 | 1,163,066 | 672,158 | 926,281 | 618,653 |
| 11 | 260-499 | 72,723 | 24,235,364 | 72,336 | 13,527,089 | 55.8 | 2,070,886 | 877,506 | (1) | 877,506 | 2,718,776 | 1,695,940 | 2,008,332 | 1,336,815 |
| 12 | 500-999 | 10,240 | 6,459,910 | 10,162 | 3,266,324 | 50.6 | 546,306 | 269,821 | (1) | 269,821 | 777,712 | 633,490 | 564,872 | 401,385 |
| 13 | 1,000 and over | 1,221 | 1,956,463 | 1,200 | 820,357 | 41.9 | 163,020 | 100,565 | (1) | 100,565 | 240,539 | 270,957 | 194,708 | 166,317 |
| 14 | **West North Central** | 982,411 | 284,266,850 | 900,643 | 133,508,226 | 47.0 | 14,514,241 | 20,118,751 | [1]10,954,272 | 9,164,479 | 13,296,741 | 5,951,270 | 83,426,931 | 13,450,690 |
| 15 | Under 10 acres | 42,820 | 198,290 | 13,802 | 42,701 | 21.5 | 28,142 | 4,795 | 450 | 4,345 | 5,015 | 2,365 | 35,780 | 79,492 |
| 16 | 10-29 | 47,323 | 821,000 | 28,668 | 273,831 | 33.4 | 117,617 | 29,418 | 2,030 | 27,388 | 59,494 | 27,800 | 177,156 | 135,684 |
| 17 | 30-49 | 47,456 | 1,849,618 | 36,389 | 662,311 | 35.8 | 252,534 | 63,490 | 2,400 | 61,090 | 231,480 | 95,615 | 355,833 | 188,355 |
| 18 | 50-69 | 28,374 | 1,666,766 | 23,614 | 636,340 | 38.2 | 210,030 | 60,605 | 2,520 | 58,085 | 196,495 | 79,829 | 339,311 | 144,156 |
| 19 | 70-99 | 91,710 | 7,495,458 | 85,043 | 3,605,642 | 48.1 | 834,449 | 238,829 | 19,480 | 219,349 | 791,008 | 306,581 | 1,162,845 | 556,104 |
| 20 | 100-139 | 98,385 | 11,608,247 | 94,860 | 6,064,505 | 52.2 | 1,143,628 | 319,485 | 25,950 | 293,535 | 1,194,395 | 423,780 | 1,675,674 | 786,780 |
| 21 | 140-179 | 167,586 | 26,601,960 | 164,490 | 16,223,005 | 61.0 | 2,030,647 | 851,654 | 203,175 | 648,479 | 1,748,629 | 653,653 | 3,419,064 | 1,675,308 |
| 22 | 180-219 | 77,356 | 15,294,766 | 76,156 | 8,843,024 | 57.8 | 1,213,688 | 463,313 | 71,780 | 391,533 | 1,257,493 | 523,656 | 2,051,613 | 941,979 |
| 23 | 220-259 | 79,925 | 19,016,610 | 79,104 | 11,523,123 | 60.6 | 1,372,211 | 692,574 | 156,400 | 536,174 | 1,236,129 | 508,108 | 2,550,390 | 1,134,075 |
| 24 | 260-499 | 191,346 | 67,788,358 | 189,597 | 38,967,762 | 57.5 | 3,736,423 | 4,562,549 | 2,133,613 | 2,428,936 | 3,631,183 | 1,756,975 | 11,464,869 | 3,668,597 |
| 25 | 500-999 | 75,698 | 52,166,428 | 74,937 | 25,723,327 | 49.3 | 1,869,238 | 6,169,701 | 3,824,708 | 2,344,993 | 1,640,572 | 964,002 | 13,456,055 | 2,343,533 |
| 26 | 1,000 and over | 34,432 | 79,759,349 | 33,983 | 20,942,655 | 26.3 | 1,705,634 | 6,662,338 | 4,511,766 | 2,150,572 | 1,304,848 | 608,906 | 46,738,341 | 1,796,627 |
| 27 | **South Atlantic** | 958,403 | 102,413,182 | 856,205 | 25,168,887 | 24.6 | 6,417,463 | 6,525,180 | (1) | 6,525,180 | 16,979,052 | 31,866,898 | 11,187,961 | 4,267,741 |
| 28 | Under 10 acres | 95,300 | 510,691 | 62,758 | 228,459 | 44.7 | 37,287 | 42,478 | (1) | 42,478 | 15,432 | 36,366 | 39,165 | 111,504 |
| 29 | 10-29 | 226,390 | 4,252,416 | 200,904 | 2,430,976 | 57.2 | 216,617 | 314,225 | (1) | 314,225 | 195,897 | 525,884 | 247,006 | 321,811 |
| 30 | 30-49 | 160,642 | 6,117,987 | 148,084 | 2,945,946 | 48.2 | 321,764 | 474,175 | (1) | 474,175 | 409,983 | 1,213,231 | 422,446 | 330,442 |
| 31 | 50-69 | 115,118 | 6,649,814 | 107,060 | 2,549,063 | 38.3 | 384,709 | 550,171 | (1) | 550,171 | 565,881 | 1,747,707 | 530,893 | 321,390 |
| 32 | 70-99 | 104,879 | 8,627,044 | 98,279 | 2,735,066 | 31.7 | 542,871 | 701,320 | (1) | 701,320 | 845,042 | 2,648,984 | 771,814 | 381,947 |
| 33 | 100-139 | 92,553 | 10,638,945 | 87,051 | 2,980,677 | 28.0 | 712,994 | 843,419 | (1) | 843,419 | 1,134,477 | 3,520,880 | 1,016,371 | 430,127 |
| 34 | 140-179 | 50,658 | 7,938,462 | 47,428 | 2,018,599 | 25.4 | 525,128 | 618,867 | (1) | 618,867 | 896,319 | 2,800,735 | 761,035 | 317,779 |
| 35 | 180-219 | 31,710 | 6,265,233 | 29,897 | 1,514,943 | 24.2 | 447,199 | 448,311 | (1) | 448,311 | 753,327 | 2,253,125 | 618,894 | 229,434 |
| 36 | 220-259 | 19,017 | 4,518,757 | 17,835 | 1,043,204 | 23.1 | 325,308 | 323,912 | (1) | 323,912 | 550,804 | 1,665,188 | 445,116 | 165,225 |
| 37 | 260-499 | 39,937 | 13,814,359 | 37,295 | 2,983,327 | 21.6 | 1,080,445 | 876,993 | (1) | 876,993 | 1,758,468 | 5,330,484 | 1,339,855 | 444,787 |
| 38 | 500-999 | 15,039 | 10,065,899 | 13,613 | 1,863,473 | 18.5 | 749,006 | 544,465 | (1) | 544,465 | 1,505,057 | 4,123,629 | 938,751 | 341,518 |
| 39 | 1,000 and over | 7,160 | 23,013,575 | 6,001 | 1,875,154 | 8.1 | 1,074,135 | 786,844 | (1) | 786,844 | 8,348,365 | 6,000,685 | 4,056,615 | 871,777 |
| 40 | **East South Central** | 912,408 | 79,875,339 | 822,641 | 22,654,700 | 28.4 | 11,383,263 | 5,370,204 | (1) | 5,370,204 | 11,759,244 | 17,336,663 | 7,351,668 | 4,019,597 |
| 41 | Under 10 acres | 89,753 | 496,532 | 62,572 | 260,015 | 52.4 | 55,240 | 29,413 | (1) | 29,413 | 13,655 | 15,269 | 29,318 | 93,622 |
| 42 | 10-29 | 225,821 | 4,098,444 | 202,909 | 2,580,497 | 63.0 | 380,729 | 258,663 | (1) | 258,663 | 184,172 | 212,807 | 199,763 | 281,813 |
| 43 | 30-49 | 154,642 | 5,881,445 | 142,432 | 2,758,495 | 46.9 | 691,864 | 439,556 | (1) | 439,556 | 563,843 | 652,713 | 424,807 | 350,177 |
| 44 | 50-69 | 101,669 | 5,884,018 | 94,703 | 2,204,575 | 37.5 | 873,128 | 457,892 | (1) | 457,892 | 660,413 | 835,385 | 508,365 | 344,260 |
| 45 | 70-99 | 111,619 | 9,146,335 | 105,367 | 2,881,361 | 31.5 | 1,386,521 | 702,771 | (1) | 702,771 | 1,262,657 | 1,593,043 | 815,599 | 504,383 |
| 46 | 100-139 | 88,900 | 10,234,066 | 84,248 | 2,839,582 | 27.7 | 1,679,326 | 773,249 | (1) | 773,249 | 1,444,040 | 2,024,352 | 927,129 | 546,388 |
| 47 | 140-179 | 49,820 | 7,803,983 | 46,909 | 1,895,885 | 24.3 | 1,234,504 | 560,755 | (1) | 560,755 | 1,233,763 | 1,750,249 | 725,457 | 403,370 |
| 48 | 180-219 | 27,844 | 5,478,099 | 26,268 | 1,295,653 | 23.7 | 903,622 | 375,905 | (1) | 375,905 | 864,529 | 1,264,882 | 510,603 | 262,905 |
| 49 | 220-259 | 15,539 | 3,685,696 | 14,658 | 839,921 | 22.8 | 591,479 | 251,025 | (1) | 251,025 | 585,992 | 883,188 | 361,562 | 172,529 |
| 50 | 260-499 | 31,800 | 10,873,536 | 29,242 | 2,316,523 | 21.3 | 1,617,929 | 689,922 | (1) | 689,922 | 1,791,902 | 2,941,195 | 1,024,571 | 491,494 |
| 51 | 500-999 | 10,560 | 7,088,471 | 9,402 | 1,376,192 | 19.4 | 951,732 | 368,709 | (1) | 368,709 | 1,262,073 | 2,141,707 | 716,317 | 271,741 |
| 52 | 1,000 and over | 4,441 | 9,204,714 | 3,931 | 1,406,001 | 15.3 | 1,017,199 | 462,344 | (1) | 462,344 | 1,892,205 | 3,021,873 | 1,108,177 | 296,915 |
| 53 | **West South Central** | 779,992 | 211,949,382 | 631,892 | 49,250,054 | 23.2 | 13,437,032 | 6,958,373 | [1]1,370,811 | 5,587,562 | 40,862,272 | 8,561,253 | 87,774,060 | 5,106,339 |
| 54 | Under 10 acres | 64,580 | 336,358 | 29,151 | 130,549 | 38.8 | 40,299 | 14,926 | 880 | 14,046 | 15,885 | 7,300 | 40,713 | 86,686 |
| 55 | 10-29 | 130,291 | 2,336,680 | 99,564 | 1,292,803 | 55.3 | 245,646 | 128,570 | 4,550 | 124,020 | 171,174 | 90,765 | 219,369 | 108,353 |
| 56 | 30-49 | 96,857 | 3,718,216 | 77,030 | 1,592,831 | 42.8 | 499,998 | 239,002 | 10,675 | 228,327 | 452,375 | 262,585 | 430,962 | 240,463 |
| 57 | 50-69 | 58,233 | 3,374,105 | 47,910 | 1,325,499 | 39.3 | 455,742 | 220,527 | 12,420 | 208,107 | 474,159 | 241,837 | 475,128 | 161,213 |
| 58 | 70-99 | 82,377 | 6,749,282 | 69,316 | 2,414,305 | 35.8 | 915,035 | 420,091 | 29,904 | 390,187 | 1,095,256 | 592,520 | 984,209 | 327,866 |
| 59 | 100-139 | 74,517 | 8,649,031 | 64,879 | 3,184,711 | 36.8 | 1,084,012 | 511,977 | 45,015 | 466,962 | 1,497,358 | 668,889 | 1,333,796 | 368,288 |
| 60 | 140-179 | 71,197 | 11,263,076 | 63,846 | 4,615,863 | 41.0 | 1,153,344 | 629,969 | 87,245 | 542,724 | 1,855,355 | 703,951 | 1,874,136 | 430,458 |
| 61 | 180-219 | 35,791 | 7,080,627 | 32,069 | 2,665,344 | 37.6 | 769,462 | 365,419 | 44,695 | 320,724 | 1,378,186 | 497,089 | 1,165,332 | 239,795 |
| 62 | 220-259 | 27,486 | 6,529,948 | 24,915 | 2,515,943 | 38.5 | 674,578 | 334,850 | 50,000 | 284,850 | 1,225,127 | 417,947 | 1,143,120 | 218,383 |
| 63 | 260-499 | 78,140 | 27,515,793 | 72,042 | 11,236,153 | 40.8 | 2,274,346 | 1,306,183 | 245,238 | 1,060,945 | 5,145,221 | 1,396,272 | 5,323,490 | 834,128 |
| 64 | 500-999 | 35,776 | 24,497,805 | 32,115 | 8,813,449 | 36.0 | 1,875,633 | 1,108,352 | 281,185 | 827,167 | 5,324,682 | 1,126,417 | 5,661,493 | 587,779 |
| 65 | 1,000 and over | 24,747 | 109,898,461 | 19,055 | 9,462,604 | 8.6 | 3,448,937 | 1,678,507 | 559,004 | 1,119,503 | 22,227,494 | 2,555,681 | 69,122,312 | 1,402,926 |
| 66 | **Mountain** | 194,766 | 250,257,848 | 170,521 | 24,549,867 | 9.8 | 4,232,694 | 10,988,329 | 8,581,235 | 2,407,094 | 23,926,458 | 2,005,573 | 179,364,332 | 5,190,595 |
| 67 | Under 10 acres | 19,843 | 92,331 | 11,265 | 39,695 | 43.0 | 11,615 | 4,897 | 985 | 3,912 | 965 | 410 | 10,390 | 24,359 |
| 68 | 10-29 | 19,535 | 327,281 | 16,043 | 172,969 | 52.9 | 35,445 | 22,260 | 4,290 | 17,970 | 6,869 | 2,533 | 40,299 | 46,906 |
| 69 | 30-49 | 14,244 | 554,584 | 12,884 | 296,233 | 53.4 | 52,138 | 33,820 | 9,255 | 24,565 | 19,470 | 7,745 | 73,657 | 71,521 |
| 70 | 50-69 | 7,479 | 436,969 | 6,982 | 241,818 | 55.3 | 38,556 | 20,562 | 6,120 | 14,442 | 20,132 | 8,072 | 63,961 | 43,068 |
| 71 | 70-99 | 16,740 | 1,357,934 | 15,818 | 776,711 | 57.2 | 108,638 | 71,622 | 24,870 | 46,752 | 59,270 | 17,945 | 174,537 | 149,211 |
| 72 | 100-139 | 11,009 | 1,286,551 | 10,356 | 660,157 | 51.3 | 93,382 | 83,910 | 32,690 | 51,220 | 76,165 | 27,430 | 208,600 | 136,907 |
| 73 | 140-179 | 15,708 | 2,487,536 | 14,547 | 1,165,728 | 46.9 | 166,311 | 189,697 | 84,006 | 105,691 | 212,005 | 54,175 | 457,453 | 242,167 |
| 74 | 180-219 | 6,064 | 1,198,055 | 5,757 | 531,535 | 44.4 | 81,477 | 87,639 | 48,845 | 38,794 | 105,877 | 29,094 | 247,269 | 115,164 |
| 75 | 220-259 | 5,590 | 1,331,896 | 5,341 | 596,669 | 44.8 | 77,610 | 103,729 | 60,822 | 42,907 | 109,338 | 36,556 | 299,168 | 108,826 |
| 76 | 260-499 | 22,488 | 8,213,691 | 21,205 | 3,025,644 | 36.8 | 395,543 | 954,949 | 667,268 | 287,681 | 720,579 | 163,925 | 2,430,471 | 522,580 |
| 77 | 500-999 | 20,739 | 14,934,663 | 19,558 | 4,394,829 | 29.4 | 603,216 | 2,135,347 | 1,692,187 | 443,160 | 1,171,228 | 306,197 | 5,700,766 | 623,080 |
| 78 | 1,000 and over | 35,327 | 218,036,357 | 30,765 | 12,647,879 | 5.8 | 2,568,763 | 7,279,897 | 5,949,897 | 1,330,000 | 21,424,560 | 1,351,491 | 169,657,761 | 3,106,096 |
| 79 | **Pacific** | 266,598 | 74,067,537 | 207,968 | 15,411,763 | 20.8 | 5,110,837 | 6,381,506 | 4,695,846 | 1,685,660 | 12,230,422 | 2,818,377 | 29,012,377 | 3,102,255 |
| 80 | Under 10 acres | 62,007 | 282,236 | 34,404 | 114,998 | 40.7 | 36,380 | 19,934 | 2,837 | 17,097 | 6,645 | 7,445 | 17,246 | 79,588 |
| 81 | 10-29 | 65,831 | 1,093,122 | 52,532 | 546,411 | 50.0 | 142,115 | 74,489 | 14,797 | 59,692 | 58,733 | 54,076 | 75,826 | 141,472 |
| 82 | 30-49 | 32,073 | 1,219,413 | 27,245 | 576,669 | 47.3 | 156,060 | 76,904 | 15,946 | 60,958 | 103,672 | 90,992 | 91,688 | 123,428 |
| 83 | 50-69 | 15,267 | 882,827 | 13,360 | 416,188 | 47.1 | 111,740 | 53,629 | 11,682 | 41,947 | 83,932 | 67,925 | 73,260 | 76,153 |
| 84 | 70-99 | 18,902 | 1,541,017 | 16,510 | 678,794 | 44.0 | 188,405 | 100,551 | 24,353 | 76,198 | 184,200 | 131,057 | 125,412 | 132,598 |
| 85 | 100-139 | 13,066 | 1,515,846 | 11,640 | 636,296 | 42.0 | 183,654 | 87,618 | 24,747 | 62,871 | 196,603 | 149,607 | 136,297 | 125,771 |
| 86 | 140-179 | 11,678 | 1,838,449 | 10,061 | 695,083 | 37.8 | 194,838 | 126,472 | 37,641 | 88,831 | 283,352 | 195,556 | 189,162 | 153,986 |
| 87 | 180-219 | 5,902 | 1,164,368 | 5,213 | 444,781 | 38.2 | 134,342 | 73,666 | 26,064 | 47,602 | 181,040 | 120,358 | 122,792 | 87,389 |
| 88 | 220-259 | 4,720 | 1,125,486 | 4,191 | 421,923 | 37.5 | 126,877 | 78,585 | 32,644 | 45,941 | 172,559 | 96,538 | 142,316 | 86,688 |
| 89 | 260-499 | 13,991 | 5,003,003 | 12,510 | 1,822,716 | 36.4 | 467,577 | 446,929 | 257,652 | 189,277 | 812,780 | 419,269 | 703,787 | 329,945 |
| 90 | 500-999 | 10,295 | 7,232,707 | 9,114 | 2,310,257 | 31.9 | 578,850 | 898,924 | 677,448 | 221,476 | 1,190,576 | 415,206 | 1,487,893 | 351,001 |
| 91 | 1,000 and over | 12,866 | 51,169,063 | 11,188 | 6,747,647 | 13.2 | 2,789,999 | 4,343,805 | 3,570,035 | 773,770 | 8,956,330 | 1,070,348 | 25,846,698 | 1,414,236 |

See footnotes at end of table.

## ACCORDING TO USE, BY SIZE OF FARM; BY DIVISIONS AND STATES: CENSUS OF 1950—Continued

only a sample of farms. See text]

| Cropland total, 1949 (acres) | Land pastured total, 1949 (acres) | Woodland total, 1949 (acres) | Value of land and buildings, 1950 (dollars) | | Farms by acres of cropland harvested, 1949 | | | | | | | | | | | | | | |
|---|---|---|---|---|---|---|---|---|---|---|---|---|---|---|---|---|---|---|---|
| | | | | | Number | | | | | | | Percent distribution | | | | | | | |
| | | | Average per farm | Average per acre | 1-9 acres | 10-19 acres | 20-29 acres | 30-49 acres | 50-99 acres | 100-199 acres | 200 acres and over | 1-9 acres | 10-19 acres | 20-29 acres | 30-49 acres | 50-99 acres | 100-199 acres | 200 acres and over | |
| 75,437,122 | 33,032,292 | 19,247,954 | 16,864 | 131.46 | 97,066 | 72,913 | 66,047 | 128,343 | 232,178 | 156,967 | 47,843 | 12.1 | 9.1 | 8.2 | 16.0 | 29.0 | 19.6 | 6.0 | 1 |
| 142,207 | 77,185 | 13,537 | 6,577 | 1,298.13 | 27,697 | ..... | ..... | ..... | ..... | ..... | ..... | 100.0 | ..... | ..... | ..... | ..... | ..... | ..... | 2 |
| 836,334 | 502,987 | 178,425 | 6,541 | 364.16 | 35,285 | 19,783 | 3,135 | ..... | ..... | ..... | ..... | 60.6 | 34.0 | 5.4 | ..... | ..... | ..... | ..... | 3 |
| 1,963,186 | 1,021,296 | 486,058 | 6,555 | 165.90 | 15,089 | 21,183 | 20,985 | 12,180 | ..... | ..... | ..... | 21.7 | 30.5 | 30.2 | 17.5 | ..... | ..... | ..... | 4 |
| 2,236,728 | 1,093,632 | 518,625 | 8,246 | 139.68 | 6,189 | 9,776 | 11,202 | 22,977 | 4,406 | ..... | ..... | 11.3 | 17.9 | 20.5 | 42.1 | 8.1 | ..... | ..... | 5 |
| 7,923,569 | 3,618,873 | 1,849,595 | 10,208 | 123.98 | 6,966 | 11,901 | 15,638 | 47,035 | 57,115 | ..... | ..... | 5.0 | 8.6 | 11.3 | 33.9 | 41.2 | ..... | ..... | 6 |
| 11,161,347 | 5,064,975 | 2,693,074 | 13,771 | 117.45 | 3,333 | 5,941 | 8,343 | 25,943 | 83,570 | 11,908 | ..... | 2.4 | 4.3 | 6.0 | 18.7 | 60.1 | 8.6 | ..... | 7 |
| 12,825,270 | 5,407,345 | 3,022,455 | 19,720 | 124.97 | 1,316 | 2,370 | 3,946 | 11,381 | 48,118 | 49,626 | ..... | 1.1 | 2.0 | 3.4 | 9.7 | 41.2 | 42.5 | ..... | 8 |
| 9,089,343 | 3,883,315 | 2,313,547 | 24,122 | 122.08 | 586 | 915 | 1,380 | 4,422 | 19,543 | 39,823 | 506 | 0.9 | 1.4 | 2.1 | 6.6 | 29.1 | 59.3 | 0.8 | 9 |
| 7,617,264 | 3,077,533 | 1,835,224 | 30,784 | 129.95 | 260 | 471 | 655 | 2,041 | 9,305 | 26,534 | 6,881 | 0.7 | 1.0 | 1.4 | 4.4 | 20.2 | 57.5 | 14.9 | 10 |
| 16,475,481 | 6,797,994 | 4,414,716 | 42,976 | 128.57 | 305 | 506 | 675 | 2,167 | 9,469 | 27,201 | 32,013 | 0.4 | 0.7 | 0.9 | 3.0 | 13.1 | 37.6 | 44.3 | 11 |
| 4,082,451 | 1,888,890 | 1,411,202 | 73,028 | 115.76 | 35 | 61 | 75 | 172 | 603 | 1,757 | 7,459 | 0.3 | 0.6 | 0.7 | 1.7 | 5.9 | 17.3 | 73.4 | 12 |
| 1,083,942 | 598,267 | 511,496 | 173,493 | 108.45 | 5 | 6 | 13 | 25 | 49 | 118 | 984 | 0.4 | 0.5 | 1.1 | 2.1 | 4.1 | 9.8 | 82.0 | 13 |
| 168,141,218 | 111,237,913 | 19,248,011 | 19,561 | 67.08 | 53,842 | 47,981 | 42,950 | 78,210 | 189,447 | 279,355 | 208,858 | 6.0 | 5.3 | 4.8 | 8.7 | 21.0 | 31.0 | 23.2 | 14 |
| 75,638 | 68,937 | 7,380 | 4,836 | 1,021.30 | 13,802 | ..... | ..... | ..... | ..... | ..... | ..... | 100.0 | ..... | ..... | ..... | ..... | ..... | ..... | 15 |
| 420,866 | 354,267 | 87,294 | 5,336 | 296.54 | 16,090 | 9,881 | 2,697 | ..... | ..... | ..... | ..... | 56.1 | 34.5 | 9.4 | ..... | ..... | ..... | ..... | 16 |
| 978,335 | 839,847 | 327,095 | 5,027 | 126.48 | 9,233 | 11,437 | 8,683 | 7,036 | ..... | ..... | ..... | 25.4 | 31.4 | 23.9 | 19.3 | ..... | ..... | ..... | 17 |
| 906,975 | 745,836 | 276,324 | 6,387 | 107.27 | 3,430 | 5,125 | 5,130 | 7,418 | 2,511 | ..... | ..... | 14.5 | 21.7 | 21.7 | 31.4 | 10.6 | ..... | ..... | 18 |
| 4,678,920 | 2,788,302 | 1,097,589 | 8,738 | 105.91 | 5,423 | 9,496 | 10,582 | 24,310 | 35,232 | ..... | ..... | 6.4 | 11.2 | 12.4 | 28.6 | 41.4 | ..... | ..... | 19 |
| 7,527,618 | 4,013,697 | 1,618,175 | 12,369 | 103.75 | 2,481 | 5,305 | 6,787 | 16,021 | 53,208 | 11,058 | ..... | 2.6 | 5.6 | 7.2 | 16.9 | 56.1 | 11.7 | ..... | 20 |
| 19,105,306 | 7,198,340 | 2,402,282 | 17,710 | 110.99 | 1,715 | 3,352 | 4,345 | 10,958 | 49,086 | 95,034 | ..... | 1.0 | 2.0 | 2.6 | 6.6 | 29.8 | 57.8 | ..... | 21 |
| 10,520,025 | 4,522,794 | 1,781,149 | 20,383 | 102.65 | 641 | 1,286 | 1,640 | 4,372 | 17,901 | 49,699 | 617 | 0.8 | 1.7 | 2.2 | 5.7 | 23.5 | 65.3 | 0.8 | 22 |
| 13,587,908 | 5,158,730 | 1,744,237 | 24,177 | 101.49 | 365 | 811 | 979 | 2,906 | 11,500 | 49,284 | 13,259 | 0.5 | 1.0 | 1.2 | 3.7 | 14.5 | 62.3 | 16.8 | 23 |
| 47,266,734 | 18,832,475 | 5,388,158 | 26,848 | 75.63 | 530 | 1,031 | 1,706 | 4,141 | 16,514 | 61,809 | 103,866 | 0.3 | 0.5 | 0.9 | 2.2 | 8.7 | 32.6 | 54.8 | 24 |
| 33,762,266 | 16,965,865 | 2,604,574 | 32,523 | 47.10 | 115 | 205 | 311 | 816 | 2,639 | 9,829 | 61,022 | 0.2 | 0.3 | 0.4 | 1.1 | 3.5 | 13.1 | 81.4 | 25 |
| 29,310,627 | 49,748,823 | 1,913,754 | 59,366 | 26.13 | 17 | 52 | 90 | 232 | 856 | 2,642 | 30,094 | 0.1 | 0.2 | 0.3 | 0.7 | 2.5 | 7.8 | 88.6 | 26 |
| 38,111,530 | 34,584,476 | 48,845,950 | 7,216 | 70.50 | 239,122 | 209,865 | 150,436 | 139,348 | 83,637 | 24,749 | 9,048 | 27.9 | 24.5 | 17.6 | 16.3 | 9.8 | 2.9 | 1.1 | 27 |
| 308,224 | 91,884 | 51,798 | 3,640 | 659.92 | 62,758 | ..... | ..... | ..... | ..... | ..... | ..... | 100.0 | ..... | ..... | ..... | ..... | ..... | ..... | 28 |
| 2,961,818 | 659,520 | 721,781 | 3,666 | 192.57 | 78,872 | 85,092 | 36,940 | ..... | ..... | ..... | ..... | 39.3 | 42.4 | 18.4 | ..... | ..... | ..... | ..... | 29 |
| 3,741,885 | 1,154,193 | 1,623,214 | 4,456 | 115.93 | 36,718 | 39,097 | 32,892 | 39,377 | ..... | ..... | ..... | 24.8 | 26.4 | 22.2 | 26.6 | ..... | ..... | ..... | 30 |
| 3,483,943 | 1,481,483 | 2,313,588 | 5,278 | 90.60 | 22,148 | 28,431 | 22,710 | 22,713 | 11,058 | ..... | ..... | 20.7 | 26.6 | 21.2 | 21.2 | 10.3 | ..... | ..... | 31 |
| 3,979,257 | 2,159,727 | 3,494,026 | 6,343 | 76.92 | 16,305 | 23,268 | 20,938 | 23,162 | 14,606 | ..... | ..... | 16.6 | 23.7 | 21.3 | 23.6 | 14.9 | ..... | ..... | 32 |
| 4,537,090 | 2,863,842 | 4,655,357 | 7,858 | 68.05 | 10,673 | 16,989 | 17,083 | 22,401 | 17,838 | 2,067 | ..... | 12.3 | 19.5 | 19.6 | 25.7 | 20.5 | 2.4 | ..... | 33 |
| 3,162,594 | 2,182,482 | 3,697,054 | 9,792 | 62.23 | 4,659 | 7,527 | 8,078 | 11,939 | 11,759 | 3,466 | ..... | 9.8 | 15.9 | 17.0 | 25.2 | 24.8 | 7.3 | ..... | 34 |
| 2,410,453 | 1,819,420 | 3,006,452 | 11,913 | 60.20 | 2,457 | 3,682 | 4,570 | 7,131 | 8,397 | 3,576 | 84 | 8.2 | 12.3 | 15.3 | 23.9 | 28.1 | 12.0 | 0.3 | 35 |
| 1,692,424 | 1,321,228 | 2,215,992 | 14,230 | 59.90 | 1,217 | 1,898 | 2,282 | 4,039 | 5,423 | 2,697 | 279 | 6.8 | 10.6 | 12.8 | 22.6 | 30.4 | 15.1 | 1.6 | 36 |
| 4,940,765 | 4,178,768 | 7,088,952 | 19,311 | 55.88 | 2,413 | 2,898 | 3,796 | 6,656 | 10,618 | 8,267 | 2,647 | 6.5 | 7.8 | 10.2 | 17.8 | 28.5 | 22.2 | 7.1 | 37 |
| 3,156,944 | 3,192,814 | 5,628,686 | 34,823 | 52.45 | 639 | 750 | 938 | 1,526 | 3,109 | 3,439 | 3,212 | 4.7 | 5.5 | 6.9 | 11.2 | 22.8 | 25.3 | 23.6 | 38 |
| 3,736,133 | 13,479,115 | 14,349,050 | 106,669 | 32.16 | 263 | 233 | 209 | 404 | 829 | 1,237 | 2,826 | 4.4 | 3.9 | 3.5 | 6.7 | 13.8 | 20.6 | 47.1 | 39 |
| 39,408,167 | 30,494,175 | 29,095,907 | 5,559 | 65.28 | 211,283 | 222,445 | 157,969 | 135,742 | 70,319 | 18,168 | 6,715 | 25.7 | 27.0 | 19.2 | 16.5 | 8.5 | 2.2 | 0.8 | 40 |
| 344,668 | 98,213 | 28,924 | 2,332 | 416.26 | 62,572 | ..... | ..... | ..... | ..... | ..... | ..... | 100.0 | ..... | ..... | ..... | ..... | ..... | ..... | 41 |
| 3,219,889 | 764,664 | 396,979 | 2,291 | 124.62 | 63,278 | 101,531 | 38,100 | ..... | ..... | ..... | ..... | 31.2 | 50.0 | 18.8 | ..... | ..... | ..... | ..... | 42 |
| 3,889,905 | 1,680,504 | 1,216,556 | 3,214 | 83.81 | 32,791 | 40,292 | 37,096 | 32,253 | ..... | ..... | ..... | 23.0 | 28.3 | 26.0 | 22.6 | ..... | ..... | ..... | 43 |
| 3,535,595 | 2,041,906 | 1,495,798 | 4,296 | 73.63 | 18,236 | 24,581 | 22,913 | 22,196 | 6,777 | ..... | ..... | 19.3 | 26.0 | 24.2 | 23.4 | 7.2 | ..... | ..... | 44 |
| 4,970,653 | 3,464,777 | 2,855,700 | 5,216 | 63.40 | 15,185 | 24,441 | 24,808 | 28,273 | 12,660 | ..... | ..... | 14.4 | 23.2 | 23.5 | 26.8 | 12.0 | ..... | ..... | 45 |
| 5,292,157 | 4,050,495 | 3,468,392 | 6,736 | 58.45 | 9,314 | 15,737 | 17,371 | 23,967 | 16,384 | 1,475 | ..... | 11.1 | 18.7 | 20.6 | 28.4 | 19.4 | 1.8 | ..... | 46 |
| 3,691,144 | 3,193,724 | 2,984,012 | 8,451 | 53.98 | 4,150 | 7,661 | 8,401 | 12,752 | 11,502 | 2,443 | ..... | 8.8 | 16.3 | 17.9 | 27.2 | 24.5 | 5.2 | ..... | 47 |
| 2,575,180 | 2,278,754 | 2,129,411 | 10,909 | 55.34 | 2,158 | 3,192 | 3,742 | 6,594 | 7,857 | 2,693 | 32 | 8.2 | 12.2 | 14.2 | 25.1 | 29.9 | 10.3 | 0.1 | 48 |
| 1,682,425 | 1,539,033 | 1,469,180 | 13,242 | 55.83 | 1,062 | 1,696 | 1,856 | 3,266 | 4,377 | 2,281 | 120 | 7.2 | 11.6 | 12.7 | 22.3 | 29.9 | 15.6 | 0.8 | 49 |
| 4,624,374 | 4,434,402 | 4,733,097 | 18,735 | 54.95 | 1,882 | 2,499 | 2,889 | 5,144 | 8,287 | 6,458 | 2,083 | 6.4 | 8.5 | 9.9 | 17.6 | 28.3 | 22.1 | 7.1 | 50 |
| 2,696,633 | 2,930,122 | 3,403,780 | 35,845 | 53.85 | 518 | 693 | 660 | 1,047 | 1,904 | 2,075 | 2,505 | 5.5 | 7.4 | 7.0 | 11.1 | 20.3 | 22.1 | 26.6 | 51 |
| 2,885,544 | 4,017,581 | 4,914,078 | 100,379 | 47.59 | 137 | 122 | 133 | 250 | 571 | 743 | 1,975 | 3.5 | 3.1 | 3.4 | 6.4 | 14.5 | 18.9 | 50.2 | 52 |
| 69,645,459 | 142,073,364 | 49,423,525 | 13,430 | 50.12 | 111,153 | 112,333 | 84,347 | 92,535 | 99,314 | 74,355 | 57,855 | 17.6 | 17.8 | 13.3 | 14.6 | 15.7 | 11.8 | 9.2 | 53 |
| 185,774 | 96,897 | 23,185 | 3,284 | 620.11 | 29,151 | ..... | ..... | ..... | ..... | ..... | ..... | 100.0 | ..... | ..... | ..... | ..... | ..... | ..... | 54 |
| 1,667,019 | 636,189 | 261,939 | 3,069 | 168.37 | 29,987 | 49,090 | 20,487 | ..... | ..... | ..... | ..... | 30.1 | 49.3 | 20.6 | ..... | ..... | ..... | ..... | 55 |
| 2,331,831 | 1,383,335 | 714,960 | 3,809 | 98.61 | 17,752 | 18,346 | 18,224 | 22,708 | ..... | ..... | ..... | 23.0 | 23.8 | 23.7 | 29.5 | ..... | ..... | ..... | 56 |
| 2,001,768 | 1,405,029 | 715,996 | 4,916 | 84.18 | 8,411 | 9,850 | 9,100 | 12,799 | 7,750 | ..... | ..... | 17.6 | 20.6 | 19.0 | 26.7 | 16.2 | ..... | ..... | 57 |
| 3,749,431 | 2,994,500 | 1,687,776 | 5,843 | 70.93 | 9,910 | 12,937 | 11,741 | 15,412 | 19,316 | ..... | ..... | 14.3 | 18.7 | 16.9 | 22.2 | 27.9 | ..... | ..... | 58 |
| 4,780,700 | 3,915,166 | 2,166,247 | 7,925 | 68.00 | 6,327 | 8,517 | 8,921 | 13,400 | 20,360 | 7,354 | ..... | 9.8 | 13.1 | 13.8 | 20.7 | 31.4 | 11.3 | ..... | 59 |
| 6,399,176 | 4,882,835 | 2,559,306 | 10,559 | 66.53 | 3,776 | 5,315 | 6,316 | 10,094 | 17,854 | 20,491 | ..... | 5.9 | 8.3 | 9.9 | 15.8 | 28.0 | 32.1 | ..... | 60 |
| 3,800,225 | 3,312,980 | 1,875,275 | 12,754 | 64.31 | 1,521 | 2,557 | 2,961 | 4,973 | 8,339 | 10,900 | 818 | 4.7 | 8.0 | 9.2 | 15.5 | 26.0 | 34.0 | 2.6 | 61 |
| 3,525,371 | 3,042,825 | 1,643,074 | 15,379 | 64.60 | 1,196 | 1,422 | 1,720 | 3,171 | 6,021 | 8,204 | 3,181 | 4.8 | 5.7 | 6.9 | 12.7 | 24.2 | 32.9 | 12.8 | 62 |
| 14,816,682 | 12,743,057 | 6,541,493 | 23,635 | 66.96 | 2,006 | 2,994 | 3,444 | 6,728 | 12,977 | 18,475 | 25,418 | 2.8 | 4.2 | 4.8 | 9.3 | 18.0 | 25.6 | 35.3 | 63 |
| 11,797,434 | 12,861,808 | 6,451,099 | 43,294 | 63.39 | 748 | 854 | 870 | 1,996 | 4,346 | 6,034 | 17,267 | 2.3 | 2.7 | 2.7 | 6.2 | 13.5 | 18.8 | 53.8 | 64 |
| 14,590,048 | 94,798,743 | 24,783,175 | 129,735 | 28.94 | 368 | 451 | 563 | 1,254 | 2,351 | 2,897 | 11,171 | 1.9 | 2.4 | 3.0 | 6.6 | 12.3 | 15.2 | 58.6 | 65 |
| 39,770,890 | 207,523,484 | 25,932,031 | 26,492 | 23.97 | 24,682 | 14,803 | 11,910 | 19,793 | 34,392 | 29,784 | 35,157 | 14.5 | 8.7 | 7.0 | 11.6 | 20.2 | 17.5 | 20.6 | 66 |
| 56,207 | 22,970 | 1,375 | 7,700 | 1,587.72 | 11,265 | ..... | ..... | ..... | ..... | ..... | ..... | 100.0 | ..... | ..... | ..... | ..... | ..... | ..... | 67 |
| 230,674 | 82,613 | 9,402 | 9,404 | 559.86 | 7,721 | 6,806 | 1,516 | ..... | ..... | ..... | ..... | 48.1 | 42.4 | 9.4 | ..... | ..... | ..... | ..... | 68 |
| 382,191 | 145,265 | 27,215 | 10,731 | 274.28 | 1,707 | 2,930 | 4,171 | 4,076 | ..... | ..... | ..... | 13.2 | 22.7 | 32.4 | 31.6 | ..... | ..... | ..... | 69 |
| 300,936 | 122,649 | 28,204 | 13,863 | 236.33 | 560 | 781 | 1,191 | 3,062 | 1,388 | ..... | ..... | 8.0 | 11.2 | 17.1 | 43.9 | 19.9 | ..... | ..... | 70 |
| 956,971 | 342,445 | 77,215 | 15,754 | 194.20 | 882 | 1,027 | 1,326 | 3,765 | 8,818 | ..... | ..... | 5.6 | 6.5 | 8.4 | 23.8 | 55.7 | ..... | ..... | 71 |
| 837,449 | 378,147 | 103,595 | 17,628 | 151.78 | 532 | 600 | 635 | 1,715 | 5,413 | 1,461 | ..... | 5.1 | 5.8 | 6.1 | 16.6 | 52.3 | 14.1 | ..... | 72 |
| 1,521,736 | 835,769 | 266,180 | 18,297 | 115.50 | 645 | 781 | 915 | 1,765 | 5,075 | 5,366 | ..... | 4.4 | 5.4 | 6.3 | 12.1 | 34.9 | 36.9 | ..... | 73 |
| 700,651 | 434,623 | 134,971 | 22,117 | 111.51 | 195 | 230 | 280 | 776 | 1,747 | 2,431 | 98 | 3.4 | 4.0 | 4.9 | 13.5 | 30.3 | 42.2 | 1.7 | 74 |
| 778,008 | 486,116 | 145,894 | 24,905 | 104.40 | 125 | 215 | 180 | 521 | 1,362 | 2,262 | 676 | 2.3 | 4.0 | 3.4 | 9.8 | 25.5 | 42.4 | 12.7 | 75 |
| 4,376,136 | 3,546,593 | 884,504 | 23,446 | 64.07 | 341 | 529 | 815 | 1,659 | 4,513 | 7,880 | 5,468 | 1.6 | 2.5 | 3.8 | 7.8 | 21.3 | 37.2 | 25.8 | 76 |
| 7,133,392 | 7,475,210 | 1,477,425 | 28,331 | 39.12 | 347 | 455 | 376 | 1,083 | 2,740 | 4,616 | 9,941 | 1.8 | 2.3 | 1.9 | 5.5 | 14.0 | 23.6 | 50.8 | 77 |
| 22,496,539 | 193,651,084 | 22,776,051 | 69,205 | 13.15 | 362 | 449 | 505 | 1,371 | 3,336 | 5,768 | 18,974 | 1.2 | 1.5 | 1.6 | 4.5 | 10.8 | 18.7 | 61.7 | 78 |
| 26,904,106 | 46,353,636 | 15,048,799 | 30,514 | 116.89 | 75,196 | 37,101 | 19,114 | 23,592 | 22,090 | 14,264 | 16,611 | 36.2 | 17.8 | 9.2 | 11.3 | 10.6 | 6.9 | 8.0 | 79 |
| 171,312 | 60,271 | 14,090 | 11,450 | 2,457.27 | 34,404 | ..... | ..... | ..... | ..... | ..... | ..... | 100.0 | ..... | ..... | ..... | ..... | ..... | ..... | 80 |
| 763,015 | 276,674 | 112,809 | 15,118 | 902.93 | 26,418 | 21,653 | 4,461 | ..... | ..... | ..... | ..... | 50.3 | 41.2 | 8.5 | ..... | ..... | ..... | ..... | 81 |
| 809,633 | 351,420 | 194,664 | 19,685 | 513.90 | 5,984 | 6,335 | 6,437 | 8,489 | ..... | ..... | ..... | 22.0 | 23.3 | 23.6 | 31.2 | ..... | ..... | ..... | 82 |
| 581,557 | 268,932 | 151,857 | 26,192 | 451.91 | 1,936 | 2,315 | 2,039 | 4,238 | 2,832 | ..... | ..... | 14.5 | 17.3 | 15.3 | 31.7 | 21.2 | ..... | ..... | 83 |
| 967,750 | 498,017 | 315,257 | 25,441 | 313.57 | 2,086 | 2,320 | 1,969 | 3,611 | 6,524 | ..... | ..... | 12.6 | 14.1 | 11.9 | 21.9 | 39.5 | ..... | ..... | 84 |
| 907,568 | 516,554 | 346,210 | 33,264 | 286.56 | 1,207 | 1,355 | 1,202 | 2,007 | 3,962 | 1,907 | ..... | 10.4 | 11.6 | 10.3 | 17.2 | 34.0 | 16.4 | ..... | 85 |
| 1,016,393 | 667,352 | 478,908 | 32,127 | 204.37 | 1,136 | 1,018 | 873 | 1,436 | 2,387 | 3,211 | ..... | 11.3 | 10.1 | 8.7 | 14.3 | 23.7 | 31.9 | ..... | 86 |
| 652,789 | 438,174 | 301,398 | 45,436 | 229.84 | 418 | 507 | 441 | 687 | 1,041 | 1,960 | 159 | 8.0 | 9.7 | 8.5 | 13.2 | 20.0 | 37.6 | 3.1 | 87 |
| 627,385 | 441,752 | 269,097 | 44,616 | 187.62 | 280 | 296 | 296 | 592 | 858 | 1,139 | 730 | 6.7 | 7.1 | 7.1 | 14.1 | 20.5 | 27.2 | 17.4 | 88 |
| 2,737,222 | 1,984,144 | 1,232,049 | 57,414 | 160.76 | 799 | 709 | 689 | 1,293 | 2,103 | 2,940 | 3,977 | 6.4 | 5.7 | 5.5 | 10.3 | 16.8 | 23.5 | 31.8 | 89 |
| 3,788,031 | 3,257,319 | 1,605,782 | 80,872 | 115.42 | 343 | 355 | 407 | 684 | 1,296 | 1,490 | 4,539 | 3.8 | 3.9 | 4.5 | 7.5 | 14.2 | 16.3 | 49.8 | 90 |
| 13,881,451 | 37,593,027 | 10,026,678 | 163,408 | 42.47 | 185 | 238 | 300 | 555 | 1,087 | 1,617 | 7,206 | 1.7 | 2.1 | 2.7 | 5.0 | 9.7 | 14.5 | 64.4 | 91 |

## Table 10.—NUMBER OF FARMS, ALL LAND IN FARMS, VALUE OF FARMS, AND SPECIFIED CLASSES OF LAND

[Data are based on reports for

| | Region, division, State, and size group | Number of farms, 1950 | All land in farms, 1950 (acres) | Cropland harvested, 1949 | | | Cropland used only for pasture, 1949 (acres) | Cropland not harvested and not pastured, 1949 (acres) | | | Woodland pastured, 1949 (acres) | Woodland not pastured, 1949 (acres) | Other pasture (not cropland and not woodland), 1949 (acres) | Other land (house lots, roads, wasteland, etc.), 1949 (acres) |
|---|---|---|---|---|---|---|---|---|---|---|---|---|---|---|
| | | | | Farms reporting | Acres | Percent of all land in farms | | Total | Cultivated summer fallow[1] | Other | | | | |
| | THE NORTH—NEW ENGLAND | | | | | | | | | | | | | |
| 1 | **Maine** | 30,368 | 4,213,183 | 27,917 | 938,904 | 22.3 | 223,578 | 267,214 | (1) | 267,214 | 381,657 | 1,865,318 | 262,218 | 274,294 |
| 2 | Under 10 acres | 1,750 | 8,255 | 935 | 2,825 | 34.2 | 950 | 935 | (1) | 935 | 95 | 510 | 375 | 2,565 |
| 3 | 10-29 | 2,705 | 49,540 | 2,180 | 15,810 | 31.9 | 4,205 | 4,620 | (1) | 4,620 | 3,420 | 11,015 | 3,910 | 6,560 |
| 4 | 30-49 | 2,750 | 105,190 | 2,450 | 30,570 | 29.1 | 6,750 | 7,955 | (1) | 7,955 | 9,530 | 35,665 | 6,780 | 7,940 |
| 5 | 50-69 | 3,348 | 198,345 | 3,148 | 51,763 | 26.1 | 11,790 | 17,507 | (1) | 17,507 | 21,585 | 70,549 | 12,045 | 13,106 |
| 6 | 70-99 | 4,378 | 358,239 | 4,168 | 96,304 | 26.9 | 20,875 | 23,445 | (1) | 23,445 | 30,595 | 138,045 | 24,440 | 24,535 |
| 7 | 100-139 | 5,038 | 568,340 | 4,843 | 147,908 | 26.0 | 33,625 | 34,049 | (1) | 34,049 | 62,110 | 222,132 | 37,215 | 31,301 |
| 8 | 140-179 | 3,232 | 506,374 | 3,147 | 120,143 | 23.7 | 29,822 | 32,745 | (1) | 32,745 | 49,610 | 212,630 | 35,553 | 25,871 |
| 9 | 180-219 | 2,257 | 444,020 | 2,201 | 99,339 | 22.4 | 24,367 | 22,534 | (1) | 22,534 | 49,290 | 198,348 | 27,935 | 22,207 |
| 10 | 220-259 | 1,262 | 301,477 | 1,241 | 75,610 | 25.1 | 18,272 | 18,891 | (1) | 18,891 | 32,602 | 125,265 | 15,467 | 15,370 |
| 11 | 260-499 | 2,782 | 946,009 | 2,747 | 195,270 | 20.6 | 46,209 | 58,479 | (1) | 58,479 | 82,115 | 460,250 | 58,270 | 45,416 |
| 12 | 500-999 | 719 | 453,921 | 714 | 70,053 | 15.4 | 19,487 | 26,092 | (1) | 26,092 | 26,317 | 252,889 | 25,563 | 33,520 |
| 13 | 1,000 and over | 147 | 273,473 | 143 | 33,309 | 12.2 | 7,226 | 19,962 | (1) | 19,962 | 14,388 | 138,020 | 14,665 | 45,903 |
| 14 | **New Hampshire** | 13,382 | 1,722,019 | 11,476 | 293,227 | 17.0 | 103,115 | 52,358 | (1) | 52,358 | 282,632 | 766,489 | 148,624 | 75,574 |
| 15 | Under 10 acres | 1,345 | 6,485 | 650 | 2,100 | 32.4 | 555 | 690 | (1) | 690 | 140 | 535 | 350 | 2,115 |
| 16 | 10-29 | 1,900 | 32,320 | 1,455 | 9,825 | 30.4 | 2,490 | 2,485 | (1) | 2,485 | 2,950 | 7,395 | 3,185 | 3,990 |
| 17 | 30-49 | 1,425 | 54,520 | 1,190 | 12,245 | 22.5 | 3,595 | 3,495 | (1) | 3,495 | 5,230 | 20,650 | 3,945 | 5,360 |
| 18 | 50-69 | 1,422 | 83,261 | 1,232 | 18,777 | 22.6 | 7,388 | 4,375 | (1) | 4,375 | 10,880 | 31,430 | 4,895 | 5,516 |
| 19 | 70-99 | 1,423 | 116,930 | 1,311 | 25,361 | 21.7 | 8,799 | 5,848 | (1) | 5,848 | 16,620 | 46,265 | 7,473 | 6,564 |
| 20 | 100-139 | 1,707 | 193,826 | 1,615 | 40,825 | 21.1 | 14,460 | 9,910 | (1) | 9,910 | 27,850 | 79,920 | 12,960 | 7,901 |
| 21 | 140-179 | 1,144 | 178,635 | 1,092 | 34,595 | 19.4 | 11,505 | 5,565 | (1) | 5,565 | 29,035 | 79,664 | 11,630 | 6,641 |
| 22 | 180-219 | 773 | 151,785 | 735 | 24,640 | 16.2 | 8,835 | 2,625 | (1) | 2,625 | 27,580 | 68,015 | 12,260 | 7,830 |
| 23 | 220-259 | 586 | 140,380 | 581 | 24,907 | 17.7 | 9,960 | 4,560 | (1) | 4,560 | 23,715 | 61,020 | 12,470 | 3,748 |
| 24 | 260-499 | 1,217 | 425,189 | 1,192 | 62,960 | 14.8 | 22,889 | 8,700 | (1) | 8,700 | 78,690 | 194,624 | 42,855 | 14,471 |
| 25 | 500-999 | 381 | 253,095 | 364 | 28,680 | 11.3 | 8,234 | 3,365 | (1) | 3,365 | 49,880 | 125,343 | 28,779 | 8,814 |
| 26 | 1,000 and over | 59 | 85,593 | 59 | 8,312 | 9.7 | 4,405 | 740 | (1) | 740 | 10,062 | 51,628 | 7,822 | 2,624 |
| 27 | **Vermont** | 19,043 | 3,536,756 | 18,101 | 851,879 | 24.1 | 227,737 | 75,763 | (1) | 75,763 | 716,646 | 824,033 | 739,407 | 101,991 |
| 28 | Under 10 acres | 1,185 | 5,935 | 735 | 2,370 | 39.9 | 715 | 225 | (1) | 225 | 70 | 370 | 610 | 1,575 |
| 29 | 10-29 | 1,585 | 27,885 | 1,395 | 10,345 | 37.1 | 2,790 | 1,650 | (1) | 1,650 | 2,195 | 3,400 | 4,745 | 2,760 |
| 30 | 30-49 | 935 | 35,080 | 885 | 11,395 | 32.5 | 3,275 | 2,250 | (1) | 2,250 | 4,490 | 5,860 | 6,075 | 1,735 |
| 31 | 50-69 | 1,100 | 64,875 | 1,060 | 21,125 | 32.6 | 5,170 | 2,920 | (1) | 2,920 | 10,545 | 10,375 | 11,830 | 2,910 |
| 32 | 70-99 | 1,545 | 129,145 | 1,500 | 36,845 | 28.5 | 10,640 | 3,625 | (1) | 3,625 | 20,450 | 24,235 | 28,520 | 4,830 |
| 33 | 100-139 | 2,506 | 290,150 | 2,430 | 85,100 | 29.3 | 20,070 | 6,030 | (1) | 6,030 | 58,015 | 50,915 | 62,695 | 7,325 |
| 34 | 140-179 | 2,498 | 394,634 | 2,457 | 107,812 | 27.3 | 27,005 | 10,944 | (1) | 10,944 | 81,385 | 73,828 | 82,829 | 10,831 |
| 35 | 180-219 | 1,836 | 362,620 | 1,826 | 95,825 | 26.4 | 25,740 | 6,710 | (1) | 6,710 | 80,085 | 65,908 | 80,545 | 7,807 |
| 36 | 220-259 | 1,410 | 334,440 | 1,405 | 85,160 | 25.5 | 24,620 | 5,775 | (1) | 5,775 | 67.145 | 70,435 | 75,125 | 6,180 |
| 37 | 260-499 | 3,459 | 1,175,492 | 3,429 | 268,516 | 22.8 | 72,935 | 23,655 | (1) | 23,655 | 255,990 | 274,014 | 246,840 | 33,542 |
| 38 | 500-999 | 862 | 549,108 | 857 | 101,256 | 18.4 | 25,304 | 6,905 | (1) | 6,905 | 108,739 | 183,308 | 107,746 | 15,850 |
| 39 | 1,000 and over | 122 | 167,392 | 122 | 26,130 | 15.6 | 9,473 | 5,074 | (1) | 5,074 | 27,537 | 61,385 | 31,847 | 5,946 |
| 40 | **Massachusetts** | 22,205 | 1,641,697 | 16,894 | 375,405 | 22.9 | 152,413 | 99,494 | (1) | 99,494 | 192,119 | 535,630 | 138,821 | 147,815 |
| 41 | Under 10 acres | 5,179 | 22,466 | 2,193 | 6,465 | 28.8 | 2,015 | 2,540 | (1) | 2,540 | 570 | 1,420 | 918 | 8,538 |
| 42 | 10-29 | 4,952 | 87,532 | 3,621 | 25,289 | 28.9 | 8,097 | 9,441 | (1) | 9,441 | 2,472 | 20,962 | 5,518 | 15,753 |
| 43 | 30-49 | 2,680 | 102,806 | 2,276 | 27,995 | 27.2 | 11,282 | 9,880 | (1) | 9,880 | 8,080 | 27,383 | 5,835 | 12,351 |
| 44 | 50-69 | 2,031 | 117,754 | 1,830 | 33,756 | 28.7 | 12,015 | 9,412 | (1) | 9,412 | 8,670 | 33,699 | 9,216 | 10,986 |
| 45 | 70-99 | 1,979 | 163,764 | 1,786 | 39,653 | 24.2 | 15,653 | 11,028 | (1) | 11,028 | 17,219 | 51,774 | 12,660 | 15,777 |
| 46 | 100-139 | 1,927 | 222,416 | 1,802 | 52,449 | 23.6 | 20,546 | 12,937 | (1) | 12,937 | 23,517 | 73,976 | 20,033 | 18,958 |
| 47 | 140-179 | 1,220 | 190,252 | 1,190 | 45,700 | 24.0 | 16,395 | 10,367 | (1) | 10,367 | 21,126 | 71,913 | 16,595 | 8,156 |
| 48 | 180-219 | 679 | 133,565 | 658 | 29,224 | 21.9 | 13,453 | 6,351 | (1) | 6,351 | 17,922 | 44,055 | 12,011 | 10,549 |
| 49 | 220-259 | 424 | 101,369 | 413 | 23,518 | 23.2 | 9,658 | 3,103 | (1) | 3,103 | 18,290 | 33,356 | 8,494 | 4,950 |
| 50 | 260-499 | 899 | 304,280 | 891 | 58,821 | 19.3 | 26,437 | 11,283 | (1) | 11,283 | 59,262 | 100,412 | 28,245 | 19,820 |
| 51 | 500-999 | 184 | 112,208 | 184 | 19,312 | 17.2 | 13,351 | 9,126 | (1) | 9,126 | 10,890 | 45,964 | 8,957 | 4,608 |
| 52 | 1,000 and over | 51 | 83,285 | 50 | 13,223 | 15.9 | 3,511 | 4,026 | (1) | 4,026 | 4,101 | 30,716 | 10,339 | 17,369 |
| 53 | **Rhode Island** | 2,606 | 194,218 | 1,866 | 42,553 | 21.9 | 26,082 | 15,433 | (1) | 15,433 | 14,640 | 69,310 | 12,281 | 13,919 |
| 54 | Under 10 acres | 586 | 2,232 | 211 | 596 | 26.7 | 95 | 266 | (1) | 266 | 45 | 275 | 45 | 910 |
| 55 | 10-29 | 541 | 10,046 | 381 | 2,869 | 28.6 | 1,075 | 1,361 | (1) | 1,361 | 310 | 1,819 | 835 | 1,777 |
| 56 | 30-49 | 301 | 11,268 | 241 | 3,165 | 28.1 | 1,670 | 1,703 | (1) | 1,703 | 500 | 2,580 | 735 | 915 |
| 57 | 50-69 | 250 | 14,565 | 220 | 3,730 | 25.6 | 3,145 | 1,405 | (1) | 1,405 | 520 | 3,800 | 810 | 1,155 |
| 58 | 70-99 | 296 | 24,310 | 256 | 4,408 | 18.1 | 3,375 | 2,305 | (1) | 2,305 | 2,735 | 8,317 | 850 | 2,320 |
| 59 | 100-139 | 225 | 26,055 | 195 | 6,220 | 23.9 | 1,740 | 2,680 | (1) | 2,680 | 1,290 | 9,415 | 2,870 | 1,840 |
| 60 | 140-179 | 145 | 22,635 | 120 | 4,700 | 20.8 | 3,845 | 2,065 | (1) | 2,065 | 2,435 | 7,455 | 1,435 | 700 |
| 61 | 180-219 | 76 | 14,860 | 71 | 2,863 | 19.3 | 710 | 300 | (1) | 300 | 1,490 | 6,795 | 1,145 | 1,357 |
| 62 | 220-259 | 37 | 8,745 | 37 | 2,945 | 33.7 | 2,305 | 314 | (1) | 314 | 750 | 2,038 | 4 | 389 |
| 63 | 260-499 | 127 | 40,787 | 112 | 7,134 | 17.5 | 7,370 | 2,591 | (1) | 2,591 | 3,570 | 16,033 | 2,680 | 1,409 |
| 64 | 500-999 | 17 | 11,640 | 17 | 3,319 | 28.5 | 557 | 355 | (1) | 355 | 705 | 5,260 | 750 | 694 |
| 65 | 1,000 and over | 5 | 7,075 | 5 | 604 | 8.5 | 195 | 88 | (1) | 88 | 290 | 5,523 | 122 | 253 |
| 66 | **Connecticut** | 15,587 | 1,293,524 | 12,601 | 317,303 | 24.5 | 132,453 | 55,936 | (1) | 55,936 | 159,173 | 372,073 | 156,302 | 100,284 |
| 67 | Under 10 acres | 2,749 | 13,276 | 1,361 | 3,917 | 29.5 | 1,305 | 1,331 | (1) | 1,331 | 220 | 1,020 | 698 | 4,785 |
| 68 | 10-29 | 3,373 | 61,825 | 2,505 | 17,227 | 27.9 | 6,210 | 6,100 | (1) | 6,100 | 4,190 | 11,850 | 5,380 | 10,868 |
| 69 | 30-49 | 1,937 | 75,873 | 1,691 | 20,254 | 26.7 | 7,810 | 5,684 | (1) | 5,684 | 5,675 | 19,873 | 8,175 | 8,402 |
| 70 | 50-69 | 1,493 | 87,236 | 1,305 | 23,976 | 27.5 | 7,380 | 5,890 | (1) | 5,890 | 8,579 | 24,897 | 8,332 | 8,182 |
| 71 | 70-99 | 1,632 | 133,899 | 1,486 | 33,703 | 25.2 | 13,574 | 6,174 | (1) | 6,174 | 15,525 | 38,990 | 14,796 | 11,137 |
| 72 | 100-139 | 1,617 | 188,351 | 1,537 | 47,414 | 25.2 | 19,485 | 7,851 | (1) | 7,851 | 23,845 | 53,708 | 24,420 | 11,558 |
| 73 | 140-179 | 928 | 144,004 | 911 | 34,568 | 24.0 | 16,992 | 3,033 | (1) | 3,033 | 20,812 | 39,103 | 20,312 | 9,184 |
| 74 | 180-219 | 542 | 107,096 | 522 | 26,025 | 24.3 | 8,757 | 2,925 | (1) | 2,925 | 21,810 | 27,709 | 12,987 | 6,883 |
| 75 | 220-259 | 445 | 105,654 | 428 | 24,467 | 23.2 | 10,807 | 4,770 | (1) | 4,770 | 13,724 | 30,224 | 16,002 | 5,660 |
| 76 | 260-499 | 664 | 227,571 | 648 | 53,508 | 23.5 | 25,625 | 5,106 | (1) | 5,106 | 28,972 | 71,018 | 30,650 | 12,692 |
| 77 | 500-999 | 184 | 116,639 | 184 | 25,051 | 21.5 | 12,643 | 4,472 | (1) | 4,472 | 14,158 | 40,677 | 10,799 | 8,839 |
| 78 | 1,000 and over | 23 | 32,100 | 23 | 7,193 | 22.4 | 1,865 | 2,600 | (1) | 2,600 | 1,663 | 13,004 | 3,681 | 2,094 |

See footnotes at end of table.

## ACCORDING TO USE, BY SIZE OF FARM; BY DIVISIONS AND STATES: CENSUS OF 1950—Continued

only a sample of farms. See text]

| Cropland total, 1949 (acres) | Land pastured total, 1949 (acres) | Woodland total, 1949 (acres) | Value of land and buildings, 1950 (dollars) | | Farms by acres of cropland harvested, 1949 | | | | | | | | | | | | | |
|---|---|---|---|---|---|---|---|---|---|---|---|---|---|---|---|---|---|---|
| | | | | | Number | | | | | | | Percent distribution | | | | | | |
| | | | Average per farm | Average per acre | 1-9 acres | 10-19 acres | 20-29 acres | 30-49 acres | 50-99 acres | 100-199 acres | 200 acres and over | 1-9 acres | 10-19 acres | 20-29 acres | 30-49 acres | 50-99 acres | 100-199 acres | 200 acres and over | |
| 1,429,696 | 867,453 | 2,246,975 | 7,570 | 54.06 | 6,150 | 5,890 | 4,690 | 5,233 | 4,520 | 1,184 | 250 | 22.0 | 21.1 | 16.8 | 18.7 | 16.2 | 4.2 | 0.9 | 1 |
| 4,710 | 1,420 | 605 | 5,166 | 1,060.72 | 935 | ..... | ..... | ..... | ..... | ..... | ..... | 100.0 | ..... | ..... | ..... | ..... | ..... | ..... | 2 |
| 24,635 | 11,535 | 14,435 | 4,613 | 245.40 | 1,545 | 585 | 50 | ..... | ..... | ..... | ..... | 70.9 | 26.8 | 2.3 | ..... | ..... | ..... | ..... | 3 |
| 45,275 | 23,060 | 45,195 | 3,983 | 105.09 | 960 | 970 | 375 | 145 | ..... | ..... | ..... | 39.2 | 39.6 | 15.3 | 5.9 | ..... | ..... | ..... | 4 |
| 81,060 | 45,420 | 92,134 | 4,815 | 79.49 | 926 | 1,015 | 806 | 336 | 65 | ..... | ..... | 29.4 | 32.2 | 25.6 | 10.7 | 2.1 | ..... | ..... | 5 |
| 140,624 | 75,910 | 168,640 | 5,278 | 64.57 | 696 | 1,181 | 1,065 | 971 | 255 | ..... | ..... | 16.7 | 28.3 | 25.6 | 23.3 | 6.1 | ..... | ..... | 6 |
| 215,582 | 132,950 | 284,242 | 6,402 | 56.11 | 551 | 1,036 | 1,050 | 1,321 | 860 | 25 | ..... | 11.4 | 21.4 | 21.7 | 27.3 | 17.8 | 0.5 | ..... | 7 |
| 182,710 | 114,985 | 262,240 | 7,633 | 48.85 | 245 | 505 | 540 | 895 | 897 | 65 | ..... | 7.8 | 16.0 | 17.2 | 28.4 | 28.5 | 2.1 | ..... | 8 |
| 146,240 | 101,592 | 247,638 | 8,810 | 45.07 | 125 | 255 | 345 | 640 | 710 | 126 | ..... | 5.7 | 11.6 | 15.7 | 29.1 | 32.3 | 5.7 | ..... | 9 |
| 112,773 | 66,341 | 157,867 | 12,658 | 53.23 | 25 | 85 | 160 | 290 | 490 | 186 | 5 | 2.0 | 6.8 | 12.9 | 23.4 | 39.5 | 15.0 | 0.4 | 10 |
| 299,958 | 186,594 | 542,365 | 14,231 | 41.69 | 91 | 215 | 230 | 520 | 1,049 | 560 | 82 | 3.3 | 7.8 | 8.4 | 18.9 | 38.2 | 20.4 | 3.0 | 11 |
| 115,632 | 71,367 | 279,206 | 22,559 | 36.16 | 50 | 40 | 66 | 110 | 160 | 186 | 102 | 7.0 | 5.6 | 9.2 | 15.4 | 22.4 | 26.1 | 14.3 | 12 |
| 60,497 | 36,279 | 152,408 | 57,963 | 31.05 | 1 | 3 | 3 | 5 | 34 | 36 | 61 | 0.7 | 2.1 | 2.1 | 3.5 | 23.8 | 25.2 | 42.7 | 13 |
| 448,700 | 534,371 | 1,049,121 | 8,950 | 72.68 | 3,688 | 2,524 | 1,605 | 2,056 | 1,274 | 269 | 60 | 32.1 | 22.0 | 14.0 | 17.9 | 11.1 | 2.3 | 0.5 | 14 |
| 3,345 | 1,045 | 675 | 6,471 | 1,343.93 | 650 | ..... | ..... | ..... | ..... | ..... | ..... | 100.0 | ..... | ..... | ..... | ..... | ..... | ..... | 15 |
| 14,800 | 8,625 | 10,345 | 6,493 | 379.46 | 1,125 | 295 | 35 | ..... | ..... | ..... | ..... | 77.3 | 20.3 | 2.4 | ..... | ..... | ..... | ..... | 16 |
| 19,335 | 12,770 | 25,880 | 7,037 | 182.53 | 630 | 415 | 120 | 25 | ..... | ..... | ..... | 52.9 | 34.9 | 10.1 | 2.1 | ..... | ..... | ..... | 17 |
| 30,540 | 23,163 | 42,310 | 7,279 | 125.19 | 376 | 461 | 250 | 140 | 5 | ..... | ..... | 30.5 | 37.4 | 20.3 | 11.4 | 0.4 | ..... | ..... | 18 |
| 40,008 | 32,892 | 62,885 | 6,943 | 83.93 | 316 | 405 | 275 | 270 | 45 | ..... | ..... | 24.1 | 30.9 | 21.0 | 20.6 | 3.4 | ..... | ..... | 19 |
| 65,195 | 55,270 | 107,770 | 7,861 | 69.48 | 285 | 425 | 325 | 395 | 180 | 5 | ..... | 17.6 | 26.3 | 20.1 | 24.5 | 11.1 | 0.3 | ..... | 20 |
| 51,665 | 52,170 | 108,699 | 9,419 | 60.69 | 125 | 190 | 210 | 356 | 191 | 20 | ..... | 11.4 | 17.4 | 19.2 | 32.6 | 17.5 | 1.8 | ..... | 21 |
| 36,100 | 48,675 | 95,595 | 11,248 | 58.29 | 70 | 105 | 150 | 255 | 150 | 5 | ..... | 9.5 | 14.3 | 20.4 | 34.7 | 20.4 | 0.7 | ..... | 22 |
| 39,427 | 46,145 | 84,735 | 11,735 | 49.72 | 45 | 66 | 90 | 200 | 140 | 30 | 10 | 7.7 | 11.4 | 15.5 | 34.4 | 24.1 | 5.2 | 1.7 | 23 |
| 94,549 | 144,434 | 273,314 | 14,531 | 42.03 | 55 | 141 | 130 | 315 | 412 | 128 | 11 | 4.6 | 11.8 | 10.9 | 26.4 | 34.6 | 10.7 | 0.9 | 24 |
| 40,279 | 86,893 | 175,223 | 25,632 | 38.50 | 10 | 20 | 20 | 95 | 135 | 56 | 28 | 2.7 | 5.5 | 5.5 | 26.1 | 37.1 | 15.4 | 7.7 | 25 |
| 13,457 | 22,289 | 61,690 | 50,464 | 36.69 | 1 | 1 | ..... | 5 | 16 | 25 | 11 | 1.7 | 1.7 | ..... | 8.5 | 27.1 | 42.4 | 18.6 | 26 |
| 1,155,379 | 1,683,790 | 1,540,679 | 10,309 | 55.80 | 2,721 | 2,166 | 1,973 | 4,339 | 5,142 | 1,472 | 288 | 15.0 | 12.0 | 10.9 | 24.0 | 28.4 | 8.1 | 1.6 | 27 |
| 3,310 | 1,395 | 440 | 5,301 | 991.82 | 735 | ..... | ..... | ..... | ..... | ..... | ..... | 100.0 | ..... | ..... | ..... | ..... | ..... | ..... | 28 |
| 14,785 | 9,730 | 5,595 | 6,954 | 397.00 | 990 | 345 | 60 | ..... | ..... | ..... | ..... | 71.0 | 24.7 | ..... | ..... | ..... | ..... | ..... | 29 |
| 16,920 | 13,840 | 10,350 | 5,671 | 150.82 | 270 | 420 | 165 | 30 | ..... | ..... | ..... | 30.5 | 47.5 | 18.6 | 3.4 | ..... | ..... | ..... | 30 |
| 29,215 | 27,545 | 20,920 | 7,675 | 129.84 | 210 | 330 | 285 | 185 | 50 | ..... | ..... | 19.8 | 31.1 | 26.9 | 17.5 | 4.7 | ..... | ..... | 31 |
| 51,110 | 59,610 | 44,685 | 6,411 | 76.68 | 215 | 340 | 370 | 495 | 80 | ..... | ..... | 14.3 | 22.7 | 24.7 | 33.0 | 5.3 | ..... | ..... | 32 |
| 111,200 | 140,780 | 108,930 | 7,793 | 67.06 | 105 | 315 | 440 | 1,025 | 540 | 5 | ..... | 4.3 | 13.0 | 18.1 | 42.2 | 22.2 | 0.2 | ..... | 33 |
| 145,761 | 191,219 | 155,213 | 9,243 | 57.27 | 80 | 190 | 275 | 935 | 932 | 45 | ..... | 3.3 | 7.7 | 11.2 | 38.1 | 37.9 | 1.8 | ..... | 34 |
| 128,275 | 186,370 | 145,993 | 10,466 | 53.11 | 50 | 80 | 121 | 620 | 845 | 110 | ..... | 2.7 | 4.4 | 6.6 | 34.0 | 46.3 | 6.0 | ..... | 35 |
| 115,555 | 166,890 | 137,580 | 11,611 | 48.85 | ..... | 35 | 120 | 375 | 720 | 155 | ..... | ..... | 2.5 | 8.5 | 26.7 | 51.2 | 11.0 | ..... | 36 |
| 365,106 | 575,765 | 530,004 | 14,801 | 43.03 | 35 | 90 | 95 | 605 | 1,650 | 863 | 91 | 1.0 | 2.6 | 2.8 | 17.6 | 48.1 | 25.2 | 2.7 | 37 |
| 133,465 | 241,789 | 292,047 | 24,500 | 38.35 | 30 | 20 | 40 | 65 | 300 | 251 | 151 | 3.5 | 2.3 | 4.7 | 7.6 | 35.0 | 29.3 | 17.6 | 38 |
| 40,677 | 68,857 | 88,922 | 49,149 | 37.39 | 1 | 1 | 2 | 4 | 25 | 43 | 46 | 0.8 | 0.8 | 1.6 | 3.3 | 20.5 | 35.2 | 37.7 | 39 |
| 627,312 | 483,353 | 727,749 | 13,536 | 187.89 | 7,179 | 3,388 | 2,184 | 2,197 | 1,484 | 386 | 76 | 42.5 | 20.1 | 12.9 | 13.0 | 8.8 | 2.3 | 0.4 | 40 |
| 11,020 | 3,503 | 1,990 | 9,826 | 2,186.12 | 2,193 | ..... | ..... | ..... | ..... | ..... | ..... | 100.0 | ..... | ..... | ..... | ..... | ..... | ..... | 41 |
| 42,827 | 16,087 | 23,434 | 11,073 | 618.95 | 2,612 | 917 | 92 | ..... | ..... | ..... | ..... | 72.1 | 25.3 | 2.5 | ..... | ..... | ..... | ..... | 42 |
| 49,157 | 25,197 | 35,463 | 12,247 | 320.18 | 974 | 790 | 391 | 121 | ..... | ..... | ..... | 42.8 | 34.7 | 17.2 | 5.3 | ..... | ..... | ..... | 43 |
| 55,183 | 29,901 | 42,369 | 12,429 | 206.33 | 616 | 430 | 386 | 312 | 86 | ..... | ..... | 33.7 | 23.5 | 21.1 | 17.0 | 4.7 | ..... | ..... | 44 |
| 66,334 | 45,532 | 68,993 | 14,022 | 168.73 | 345 | 527 | 402 | 396 | 116 | ..... | ..... | 19.3 | 29.5 | 22.5 | 22.2 | 6.5 | ..... | ..... | 45 |
| 85,932 | 64,096 | 97,493 | 15,358 | 133.14 | 261 | 375 | 407 | 452 | 292 | 15 | ..... | 14.5 | 20.8 | 22.6 | 25.1 | 16.2 | 0.8 | ..... | 46 |
| 72,462 | 54,116 | 93,039 | 17,141 | 109.83 | 50 | 186 | 291 | 332 | 292 | 39 | ..... | 4.2 | 15.6 | 24.5 | 27.9 | 24.5 | 3.3 | ..... | 47 |
| 49,028 | 43,386 | 61,977 | 18,641 | 95.45 | 51 | 75 | 65 | 225 | 197 | 45 | ..... | 7.8 | 11.4 | 9.9 | 34.2 | 29.9 | 6.8 | ..... | 48 |
| 36,279 | 36,442 | 51,646 | 21,775 | 91.32 | 35 | 20 | 30 | 106 | 175 | 44 | 3 | 8.5 | 4.8 | 7.3 | 25.7 | 42.4 | 10.7 | 0.7 | 49 |
| 96,541 | 113,944 | 159,674 | 27,264 | 80.49 | 35 | 56 | 105 | 226 | 278 | 164 | 27 | 3.9 | 6.3 | 11.8 | 25.4 | 31.2 | 18.4 | 3.0 | 50 |
| 41,789 | 33,198 | 56,854 | 40,605 | 67.40 | 5 | 10 | 15 | 25 | 42 | 64 | 23 | 2.7 | 5.4 | 8.2 | 13.6 | 22.8 | 34.8 | 12.5 | 51 |
| 20,760 | 17,951 | 34,817 | 164,833 | 92.33 | 2 | 2 | ..... | 2 | 6 | 15 | 23 | 4.0 | 4.0 | ..... | 4.0 | 12.0 | 30.0 | 46.0 | 52 |
| 84,068 | 53,003 | 83,950 | 16,844 | 229.98 | 837 | 366 | 236 | 201 | 158 | 60 | 8 | 44.9 | 19.6 | 12.6 | 10.8 | 8.5 | 3.2 | 0.4 | 53 |
| 957 | 185 | 320 | 10,991 | 2,787.72 | 211 | ..... | ..... | ..... | ..... | ..... | ..... | 100.0 | ..... | ..... | ..... | ..... | ..... | ..... | 54 |
| 5,305 | 2,220 | 2,129 | 11,755 | 644.00 | 266 | 90 | 25 | ..... | ..... | ..... | ..... | 69.8 | 23.6 | 6.6 | ..... | ..... | ..... | ..... | 55 |
| 6,538 | 2,905 | 3,080 | 16,395 | 434.84 | 115 | 60 | 41 | 25 | ..... | ..... | ..... | 47.7 | 24.9 | 17.0 | 10.4 | ..... | ..... | ..... | 56 |
| 8,280 | 4,475 | 4,320 | 16,236 | 276.95 | 90 | 45 | 45 | 30 | 10 | ..... | ..... | 40.9 | 20.5 | 20.5 | 13.6 | 4.5 | ..... | ..... | 57 |
| 10,088 | 6,960 | 11,052 | 16,559 | 203.42 | 95 | 80 | 35 | 25 | 21 | ..... | ..... | 37.1 | 31.2 | 13.7 | 9.8 | 8.2 | ..... | ..... | 58 |
| 10,640 | 5,900 | 10,705 | 16,960 | 146.38 | 40 | 35 | 40 | 35 | 40 | 5 | ..... | 20.5 | 17.9 | 20.5 | 17.9 | 20.5 | 2.6 | ..... | 59 |
| 10,610 | 7,715 | 9,890 | 25,808 | 164.76 | ..... | 20 | 25 | 45 | 20 | 10 | ..... | ..... | 16.7 | 20.8 | 37.5 | 16.7 | 8.3 | ..... | 60 |
| 3,873 | 3,345 | 8,285 | 19,208 | 97.69 | 5 | 20 | 5 | 20 | 15 | 6 | ..... | 7.0 | 28.2 | 7.0 | 28.2 | 21.1 | 8.5 | ..... | 61 |
| 5,564 | 3,059 | 2,788 | 39,597 | 167.54 | ..... | ..... | 5 | 10 | 15 | 7 | ..... | ..... | ..... | 13.5 | 27.0 | 40.5 | 18.9 | ..... | 62 |
| 17,095 | 13,620 | 19,603 | 37,549 | 110.39 | 15 | 15 | 15 | 10 | 25 | 31 | 1 | 13.4 | 13.4 | 13.4 | 8.9 | 22.3 | 27.7 | 0.9 | 63 |
| 4,231 | 2,012 | 5,965 | 105,594 | 151.93 | ..... | ..... | ..... | ..... | 10 | 1 | 6 | ..... | ..... | ..... | ..... | 58.8 | 5.9 | 35.3 | 64 |
| 887 | 607 | 5,813 | 50,000 | 20.00 | ..... | 1 | ..... | 1 | 2 | ..... | 1 | ..... | 20.0 | ..... | 20.0 | 40.0 | ..... | 20.0 | 65 |
| 505,692 | 447,928 | 531,246 | 20,023 | 248.33 | 5,140 | 2,332 | 1,553 | 1,853 | 1,252 | 390 | 81 | 40.8 | 18.5 | 12.3 | 14.7 | 9.9 | 3.1 | 0.6 | 66 |
| 6,553 | 2,223 | 1,240 | 13,810 | 2,867.59 | 1,361 | ..... | ..... | ..... | ..... | ..... | ..... | 100.0 | ..... | ..... | ..... | ..... | ..... | ..... | 67 |
| 29,537 | 15,780 | 16,040 | 14,061 | 749.25 | 1,929 | 516 | 60 | ..... | ..... | ..... | ..... | 77.0 | 20.6 | 2.4 | ..... | ..... | ..... | ..... | 68 |
| 33,748 | 21,660 | 25,548 | 15,860 | 403.75 | 792 | 565 | 195 | 139 | ..... | ..... | ..... | 46.8 | 33.4 | 11.5 | 8.2 | ..... | ..... | ..... | 69 |
| 37,246 | 24,291 | 33,476 | 17,735 | 302.55 | 382 | 325 | 352 | 223 | 23 | ..... | ..... | 29.3 | 24.9 | 27.0 | 17.1 | 1.8 | ..... | ..... | 70 |
| 53,451 | 43,895 | 54,515 | 18,308 | 223.97 | 265 | 405 | 406 | 296 | 114 | ..... | ..... | 17.8 | 27.3 | 27.3 | 19.9 | 7.7 | ..... | ..... | 71 |
| 74,750 | 67,820 | 77,553 | 21,442 | 184.44 | 230 | 280 | 275 | 485 | 256 | 11 | ..... | 15.0 | 18.2 | 17.9 | 31.6 | 16.7 | 0.7 | ..... | 72 |
| 54,593 | 58,116 | 59,915 | 22,200 | 143.10 | 101 | 120 | 125 | 321 | 217 | 27 | ..... | 11.1 | 13.2 | 13.7 | 35.2 | 23.8 | 3.0 | ..... | 73 |
| 37,707 | 43,554 | 49,519 | 27,242 | 138.07 | 35 | 50 | 65 | 160 | 163 | 49 | ..... | 6.7 | 9.6 | 12.5 | 30.7 | 31.2 | 9.4 | ..... | 74 |
| 40,044 | 40,533 | 43,948 | 30,935 | 129.45 | 25 | 30 | 35 | 70 | 223 | 45 | ..... | 5.8 | 7.0 | 8.2 | 16.4 | 52.1 | 10.5 | ..... | 75 |
| 84,239 | 85,247 | 99,990 | 46,499 | 137.89 | 15 | 30 | 35 | 136 | 203 | 198 | 31 | 2.3 | 4.6 | 5.4 | 21.0 | 31.3 | 30.6 | 4.8 | 76 |
| 42,166 | 37,600 | 54,835 | 119,922 | 189.68 | 5 | 11 | 5 | 22 | 47 | 53 | 41 | 2.7 | 6.0 | 2.7 | 12.0 | 25.5 | 28.8 | 22.3 | 77 |
| 11,658 | 7,209 | 14,667 | 329,473 | 234.73 | ..... | ..... | ..... | 1 | 6 | 7 | 9 | ..... | ..... | ..... | 4.3 | 26.1 | 30.4 | 39.1 | 78 |

## Table 10.—NUMBER OF FARMS, ALL LAND IN FARMS, VALUE OF FARMS, AND SPECIFIED CLASSES OF LAND

[Data are based on reports for

| | Region, division, State, and size group | Number of farms, 1950 | All land in farms, 1950 (acres) | Cropland harvested, 1949 | | | Cropland used only for pasture, 1949 (acres) | Cropland not harvested and not pastured, 1949 (acres) | | | Woodland pastured, 1949 (acres) | Woodland not pastured, 1949 (acres) | Other pasture (not cropland and not woodland), 1949 (acres) | Other land (house lots, roads, wasteland, etc.), 1949 (acres) |
|---|---|---|---|---|---|---|---|---|---|---|---|---|---|---|
| | | | | Farms reporting | Acres | Percent of all land in farms | | Total | Cultivated summer fallow[1] | Other | | | | |
| | THE NORTH—MIDDLE ATLANTIC | | | | | | | | | | | | | |
| 1 | **New York** | 124,780 | 16,127,010 | 114,601 | 5,845,293 | 36.2 | 1,630,955 | 1,120,986 | (1) | 1,120,986 | 1,363,672 | 2,113,421 | 3,121,631 | 931,052 |
| 2 | Under 10 acres | 10,435 | 48,484 | 5,423 | 17,333 | 35.7 | 3,969 | 4,427 | (1) | 4,427 | 514 | 1,455 | 3,130 | 17,656 |
| 3 | 10-29 | 13,440 | 245,516 | 11,307 | 100,057 | 40.8 | 24,634 | 36,266 | (1) | 36,266 | 5,690 | 17,901 | 22,694 | 38,274 |
| 4 | 30-49 | 9,771 | 385,380 | 8,841 | 154,296 | 40.0 | 33,657 | 55,297 | (1) | 55,297 | 17,614 | 37,089 | 46,652 | 40,775 |
| 5 | 50-69 | 11,587 | 674,641 | 10,954 | 266,032 | 39.4 | 66,716 | 89,579 | (1) | 89,579 | 35,215 | 76,682 | 82,349 | 58,068 |
| 6 | 70-99 | 15,129 | 1,268,861 | 14,612 | 510,502 | 40.2 | 134,123 | 131,530 | (1) | 131,530 | 79,755 | 136,429 | 194,337 | 82,185 |
| 7 | 100-139 | 20,634 | 2,401,267 | 20,158 | 959,032 | 39.9 | 252,416 | 185,070 | (1) | 185,070 | 178,465 | 264,423 | 423,688 | 138,173 |
| 8 | 140-179 | 13,989 | 2,203,491 | 13,785 | 840,946 | 38.2 | 228,173 | 132,139 | (1) | 132,139 | 192,500 | 252,918 | 449,555 | 107,260 |
| 9 | 180-219 | 9,683 | 1,913,849 | 9,583 | 717,529 | 37.5 | 203,198 | 105,845 | (1) | 105,845 | 167,243 | 225,407 | 401,210 | 93,417 |
| 10 | 220-259 | 6,563 | 1,560,669 | 6,481 | 548,783 | 35.2 | 152,943 | 84,452 | (1) | 84,452 | 149,575 | 197,886 | 351,798 | 75,232 |
| 11 | 260-499 | 11,303 | 3,778,954 | 11,238 | 1,261,921 | 33.4 | 366,583 | 201,283 | (1) | 201,283 | 405,356 | 530,415 | 836,038 | 177,358 |
| 12 | 500-999 | 2,018 | 1,271,500 | 1,993 | 373,636 | 29.4 | 135,386 | 73,284 | (1) | 73,284 | 108,382 | 260,747 | 251,367 | 68,698 |
| 13 | 1,000 and over | 228 | 374,398 | 226 | 95,226 | 25.4 | 29,157 | 21,814 | (1) | 21,814 | 23,363 | 112,069 | 58,813 | 33,956 |
| 14 | **New Jersey** | 24,779 | 1,734,938 | 17,598 | 796,228 | 45.9 | 163,873 | 141,121 | (1) | 141,121 | 45,060 | 278,219 | 123,458 | 186,979 |
| 15 | Under 10 acres | 6,282 | 28,824 | 2,366 | 6,577 | 22.8 | 2,327 | 3,603 | (1) | 3,603 | 245 | 2,222 | 1,625 | 12,225 |
| 16 | 10-29 | 5,902 | 102,339 | 3,612 | 31,568 | 30.8 | 9,003 | 15,772 | (1) | 15,772 | 1,470 | 16,385 | 7,738 | 20,403 |
| 17 | 30-49 | 2,477 | 95,323 | 1,964 | 38,389 | 40.3 | 7,041 | 14,330 | (1) | 14,330 | 1,354 | 17,627 | 4,290 | 12,292 |
| 18 | 50-69 | 1,864 | 108,959 | 1,725 | 52,458 | 48.1 | 8,730 | 13,141 | (1) | 13,141 | 1,556 | 15,484 | 5,209 | 12,381 |
| 19 | 70-99 | 2,195 | 182,276 | 2,015 | 87,093 | 47.8 | 19,191 | 22,098 | (1) | 22,098 | 2,550 | 24,139 | 9,257 | 17,948 |
| 20 | 100-139 | 2,567 | 299,754 | 2,470 | 149,184 | 49.8 | 29,521 | 23,790 | (1) | 23,790 | 10,465 | 43,490 | 19,380 | 23,924 |
| 21 | 140-179 | 1,337 | 209,660 | 1,306 | 110,279 | 52.6 | 19,931 | 12,156 | (1) | 12,156 | 6,360 | 28,822 | 19,157 | 12,955 |
| 22 | 180-219 | 804 | 158,046 | 799 | 79,520 | 50.3 | 18,185 | 6,703 | (1) | 6,703 | 6,630 | 24,007 | 10,600 | 12,401 |
| 23 | 220-259 | 463 | 110,066 | 463 | 59,375 | 53.9 | 12,464 | 5,310 | (1) | 5,310 | 3,005 | 11,082 | 10,987 | 7,843 |
| 24 | 260-499 | 685 | 239,101 | 679 | 99,372 | 41.6 | 27,234 | 15,010 | (1) | 15,010 | 8,285 | 48,678 | 20,896 | 19,626 |
| 25 | 500-999 | 155 | 94,824 | 152 | 45,411 | 47.9 | 6,021 | 5,561 | (1) | 5,561 | 1,015 | 18,902 | 7,747 | 10,167 |
| 26 | 1,000 and over | 48 | 105,766 | 47 | 37,002 | 35.0 | 4,225 | 3,647 | (1) | 3,647 | 2,125 | 27,381 | 6,572 | 24,814 |
| 27 | **Pennsylvania** | 146,751 | 14,178,874 | 132,027 | 5,700,322 | 40.2 | 1,124,211 | 1,178,788 | (1) | 1,178,788 | 947,621 | 2,504,864 | 1,802,094 | 920,974 |
| 28 | Under 10 acres | 15,792 | 76,527 | 8,471 | 25,974 | 33.9 | 6,475 | 7,922 | (1) | 7,922 | 1,595 | 3,484 | 4,275 | 26,802 |
| 29 | 10-29 | 20,174 | 369,541 | 16,822 | 147,261 | 39.8 | 33,515 | 50,752 | (1) | 50,752 | 10,975 | 37,313 | 31,921 | 57,804 |
| 30 | 30-49 | 14,965 | 583,920 | 13,754 | 250,872 | 43.0 | 51,818 | 76,750 | (1) | 76,750 | 27,915 | 70,896 | 49,322 | 56,347 |
| 31 | 50-69 | 17,454 | 1,016,861 | 16,418 | 444,534 | 43.7 | 83,276 | 115,062 | (1) | 115,062 | 56,242 | 123,148 | 109,276 | 85,323 |
| 32 | 70-99 | 22,020 | 1,836,148 | 21,184 | 838,650 | 45.7 | 150,845 | 171,415 | (1) | 171,415 | 97,573 | 245,010 | 207,736 | 124,919 |
| 33 | 100-139 | 24,814 | 2,871,794 | 24,316 | 1,299,631 | 45.3 | 228,232 | 251,261 | (1) | 251,261 | 183,135 | 402,430 | 352,843 | 154,262 |
| 34 | 140-179 | 13,063 | 2,038,517 | 12,827 | 843,441 | 41.4 | 154,221 | 154,731 | (1) | 154,731 | 149,195 | 337,220 | 282,583 | 117,126 |
| 35 | 180-219 | 7,134 | 1,405,137 | 7,022 | 533,002 | 37.9 | 113,860 | 105,683 | (1) | 105,683 | 116,520 | 262,846 | 199,170 | 74,056 |
| 36 | 220-259 | 4,106 | 972,168 | 4,060 | 368,895 | 37.9 | 79,187 | 62,259 | (1) | 62,259 | 80,245 | 187,415 | 146,110 | 48,057 |
| 37 | 260-499 | 5,997 | 2,002,465 | 5,950 | 674,303 | 33.7 | 151,726 | 125,964 | (1) | 125,964 | 159,917 | 488,928 | 295,375 | 106,252 |
| 38 | 500-999 | 1,046 | 672,304 | 1,021 | 181,265 | 27.0 | 53,083 | 40,659 | (1) | 40,659 | 49,980 | 223,118 | 83,492 | 40,707 |
| 39 | 1,000 and over | 186 | 333,492 | 182 | 92,494 | 27.7 | 17,973 | 16,330 | (1) | 16,330 | 14,329 | 123,056 | 39,991 | 29,319 |
| | THE NORTH—EAST NORTH CENTRAL | | | | | | | | | | | | | |
| 40 | **Ohio** | 199,220 | 21,049,530 | 176,488 | 10,377,521 | 49.3 | 2,093,710 | 1,039,738 | (1) | 1,039,738 | 1,602,225 | 1,457,460 | 2,985,811 | 1,493,065 |
| 41 | Under 10 | 18,329 | 96,663 | 8,980 | 30,012 | 31.0 | 10,675 | 6,497 | (1) | 6,497 | 2,132 | 1,900 | 13,070 | 32,377 |
| 42 | 10-29 | 24,919 | 450,369 | 18,078 | 151,983 | 33.7 | 58,899 | 39,633 | (1) | 39,633 | 28,710 | 24,575 | 71,854 | 74,715 |
| 43 | 30-49 | 19,328 | 757,580 | 16,681 | 300,518 | 39.7 | 88,315 | 59,927 | (1) | 59,927 | 55,860 | 51,795 | 117,189 | 83,976 |
| 44 | 50-69 | 18,694 | 1,092,090 | 17,322 | 460,035 | 42.1 | 122,330 | 84,124 | (1) | 84,124 | 83,830 | 76,950 | 165,867 | 98,954 |
| 45 | 70-99 | 32,530 | 2,700,120 | 31,364 | 1,305,711 | 48.4 | 283,579 | 152,058 | (1) | 152,058 | 214,459 | 168,790 | 372,842 | 202,681 |
| 46 | 100-139 | 32,369 | 3,757,240 | 31,654 | 1,871,604 | 49.8 | 381,593 | 177,887 | (1) | 177,887 | 295,105 | 243,592 | 535,910 | 251,549 |
| 47 | 140-179 | 21,950 | 3,454,790 | 21,650 | 1,793,407 | 51.9 | 315,851 | 147,817 | (1) | 147,817 | 263,839 | 232,157 | 486,618 | 215,101 |
| 48 | 180-219 | 11,770 | 2,322,360 | 11,580 | 1,208,816 | 52.1 | 222,350 | 102,238 | (1) | 102,238 | 179,948 | 149,159 | 317,116 | 142,733 |
| 49 | 220-259 | 7,221 | 1,709,592 | 7,166 | 895,352 | 52.4 | 155,615 | 65,777 | (1) | 65,777 | 133,420 | 118,960 | 237,115 | 103,353 |
| 50 | 260-499 | 10,362 | 3,430,436 | 10,272 | 1,749,657 | 51.0 | 327,982 | 152,382 | (1) | 152,382 | 249,102 | 263,407 | 485,633 | 202,273 |
| 51 | 500-999 | 1,558 | 988,307 | 1,552 | 472,122 | 47.8 | 95,490 | 39,382 | (1) | 39,382 | 74,046 | 96,087 | 148,081 | 63,099 |
| 52 | 1,000 and over | 190 | 289,983 | 189 | 138,304 | 47.7 | 31,031 | 12,016 | (1) | 12,016 | 21,774 | 30,088 | 34,516 | 22,254 |
| 53 | **Indiana** | 166,638 | 19,718,523 | 142,733 | 11,070,796 | 56.1 | 2,066,243 | 776,361 | (1) | 776,361 | 1,672,657 | 1,214,121 | 1,438,488 | 1,479,857 |
| 54 | Under 10 acres | 14,427 | 70,662 | 5,169 | 15,820 | 22.4 | 10,305 | 2,899 | (1) | 2,899 | 3,070 | 1,440 | 8,380 | 28,748 |
| 55 | 10-29 | 20,208 | 360,819 | 12,096 | 108,892 | 30.2 | 55,825 | 18,538 | (1) | 18,538 | 34,480 | 19,110 | 53,307 | 70,667 |
| 56 | 30-49 | 16,987 | 666,478 | 13,722 | 265,684 | 39.9 | 89,880 | 40,415 | (1) | 40,415 | 64,135 | 44,240 | 74,760 | 87,364 |
| 57 | 50-69 | 12,318 | 721,052 | 11,022 | 322,123 | 44.7 | 89,997 | 42,066 | (1) | 42,066 | 69,550 | 45,735 | 74,150 | 77,431 |
| 58 | 70-99 | 25,049 | 2,061,558 | 24,089 | 1,073,930 | 52.1 | 239,857 | 91,550 | (1) | 91,550 | 177,685 | 126,263 | 173,115 | 179,158 |
| 59 | 100-139 | 23,876 | 2,800,098 | 23,331 | 1,512,982 | 54.0 | 307,306 | 118,441 | (1) | 118,441 | 243,820 | 184,383 | 221,726 | 211,440 |
| 60 | 140-179 | 19,281 | 3,039,651 | 19,046 | 1,792,395 | 59.0 | 322,165 | 103,630 | (1) | 103,630 | 254,730 | 166,261 | 195,800 | 204,670 |
| 61 | 180-219 | 11,717 | 2,308,686 | 11,617 | 1,380,125 | 59.8 | 221,435 | 85,260 | (1) | 85,260 | 194,510 | 132,545 | 150,461 | 144,350 |
| 62 | 220-259 | 7,846 | 1,861,995 | 7,805 | 1,133,288 | 60.9 | 178,992 | 61,925 | (1) | 61,925 | 149,350 | 110,934 | 115,500 | 112,006 |
| 63 | 260-499 | 12,896 | 4,321,668 | 12,822 | 2,636,145 | 61.0 | 399,147 | 151,337 | (1) | 151,337 | 359,048 | 257,694 | 260,568 | 257,729 |
| 64 | 500-999 | 1,822 | 1,152,728 | 1,806 | 655,415 | 56.9 | 111,324 | 46,271 | (1) | 46,271 | 100,704 | 85,034 | 74,994 | 78,986 |
| 65 | 1,000 and over | 211 | 353,128 | 208 | 173,997 | 49.3 | 40,010 | 14,029 | (1) | 14,029 | 21,575 | 40,482 | 35,727 | 27,308 |
| 66 | **Illinois** | 195,212 | 30,991,429 | 174,787 | 20,372,700 | 65.7 | 2,641,193 | 969,932 | (1) | 969,932 | 2,068,500 | 1,026,038 | 2,221,329 | 1,691,737 |
| 67 | Under 10 acres | 13,666 | 64,858 | 5,258 | 18,011 | 27.8 | 8,981 | 2,054 | (1) | 2,054 | 1,210 | 740 | 8,832 | 25,030 |
| 68 | 10-29 | 15,982 | 278,137 | 9,798 | 91,131 | 32.8 | 44,427 | 14,350 | (1) | 14,350 | 17,805 | 13,040 | 48,145 | 49,239 |
| 69 | 30-49 | 12,143 | 473,306 | 9,762 | 187,692 | 39.7 | 67,325 | 29,748 | (1) | 29,748 | 43,170 | 21,700 | 67,120 | 56,551 |
| 70 | 50-69 | 8,411 | 489,066 | 7,135 | 211,022 | 43.1 | 64,293 | 32,420 | (1) | 32,420 | 45,110 | 26,702 | 63,940 | 45,579 |
| 71 | 70-99 | 20,641 | 1,703,119 | 19,635 | 982,656 | 57.7 | 190,863 | 73,255 | (1) | 73,255 | 127,243 | 59,465 | 146,345 | 123,292 |
| 72 | 100-139 | 25,065 | 2,948,699 | 24,539 | 1,860,356 | 63.1 | 290,888 | 109,120 | (1) | 109,120 | 187,521 | 89,970 | 230,227 | 180,617 |
| 73 | 140-179 | 31,741 | 4,986,431 | 31,445 | 3,511,088 | 70.4 | 432,861 | 120,700 | (1) | 120,700 | 248,560 | 116,962 | 332,198 | 224,062 |
| 74 | 180-219 | 19,429 | 3,834,888 | 19,268 | 2,601,315 | 67.8 | 310,362 | 106,209 | (1) | 106,209 | 235,555 | 115,308 | 254,452 | 211,687 |
| 75 | 220-259 | 16,198 | 3,840,369 | 16,132 | 2,707,970 | 70.5 | 307,055 | 98,067 | (1) | 98,067 | 224,361 | 93,049 | 231,239 | 178,628 |
| 76 | 260-499 | 27,534 | 9,257,612 | 27,437 | 6,323,758 | 68.3 | 679,959 | 272,069 | (1) | 272,069 | 665,874 | 305,068 | 589,752 | 421,132 |
| 77 | 500-999 | 3,997 | 2,500,526 | 3,981 | 1,537,502 | 61.5 | 194,312 | 87,416 | (1) | 87,416 | 223,564 | 136,245 | 189,284 | 132,203 |
| 78 | 1,000 and over | 405 | 614,418 | 397 | 340,199 | 55.4 | 49,867 | 24,524 | (1) | 24,524 | 48,527 | 47,789 | 59,795 | 43,717 |

See footnotes at end of table.

## ACCORDING TO USE, BY SIZE OF FARM; BY DIVISIONS AND STATES: CENSUS OF 1950—Continued

only a sample of farms. See text]

| Cropland total, 1949 (acres) | Land pastured total, 1949 (acres) | Woodland, total, 1949 (acres) | Value of land and buildings, 1950 (dollars) | | Farms by acres of cropland harvested, 1949 | | | | | | | | | | | | | |
|---|---|---|---|---|---|---|---|---|---|---|---|---|---|---|---|---|---|---|
| | | | | | Number | | | | | | | Percent distribution | | | | | | |
| | | | Average per farm | Average per acre | 1-9 acres | 10-19 acres | 20-29 acres | 30-49 acres | 50-99 acres | 100-199 acres | 200 acres and over | 1-9 acres | 10-19 acres | 20-29 acres | 30-49 acres | 50-99 acres | 100-199 acres | 200 acres and over | |
| 8,597,234 | 6,116,258 | 3,477,093 | 11,841 | 91.97 | 18,423 | 14,025 | 12,538 | 22,914 | 32,873 | 11,827 | 2,001 | 16.1 | 12.2 | 10.9 | 20.0 | 28.7 | 10.3 | 1.7 | 1 |
| 25,729 | 7,613 | 1,969 | 9,618 | 2,008.08 | 5,423 | ..... | ..... | ..... | ..... | ..... | ..... | 100.0 | ..... | ..... | ..... | ..... | ..... | ..... | 2 |
| 160,957 | 53,018 | 23,591 | 9,605 | 516.74 | 6,736 | 3,910 | 661 | ..... | ..... | ..... | ..... | 59.6 | 34.6 | 5.8 | ..... | ..... | ..... | ..... | 3 |
| 243,250 | 97,923 | 54,703 | 9,525 | 242.77 | 2,097 | 3,137 | 2,380 | 1,227 | ..... | ..... | ..... | 23.7 | 35.5 | 26.9 | 13.9 | ..... | ..... | ..... | 4 |
| 422,327 | 184,280 | 111,897 | 8,872 | 151.54 | 1,725 | 2,510 | 2,810 | 3,353 | 556 | ..... | ..... | 15.7 | 22.9 | 25.7 | 30.6 | 5.1 | ..... | ..... | 5 |
| 776,155 | 408,215 | 216,184 | 9,395 | 111.90 | 1,066 | 1,936 | 2,706 | 5,688 | 3,216 | ..... | ..... | 7.3 | 13.2 | 18.5 | 38.9 | 22.0 | ..... | ..... | 6 |
| 1,396,518 | 854,569 | 442,888 | 10,105 | 86.73 | 811 | 1,390 | 2,296 | 6,448 | 8,775 | 438 | ..... | 4.0 | 6.9 | 11.4 | 32.0 | 43.5 | 2.2 | ..... | 7 |
| 1,201,258 | 870,228 | 445,418 | 11,578 | 73.78 | 315 | 550 | 835 | 3,086 | 7,584 | 1,415 | ..... | 2.3 | 4.0 | 6.1 | 22.4 | 55.0 | 10.3 | ..... | 8 |
| 1,026,572 | 771,651 | 392,650 | 13,693 | 69.02 | 130 | 270 | 426 | 1,380 | 5,179 | 2,168 | 30 | 1.4 | 2.8 | 4.4 | 14.4 | 54.0 | 22.6 | 0.3 | 9 |
| 786,178 | 654,316 | 347,461 | 14,984 | 63.02 | 40 | 110 | 206 | 811 | 3,192 | 2,069 | 53 | 0.6 | 1.7 | 3.2 | 12.5 | 49.3 | 31.9 | 0.8 | 10 |
| 1,829,787 | 1,607,977 | 935,771 | 19,068 | 57.11 | 70 | 175 | 200 | 821 | 4,056 | 4,952 | 964 | 0.6 | 1.6 | 1.8 | 7.3 | 36.1 | 44.1 | 8.6 | 11 |
| 582,306 | 495,135 | 369,129 | 35,149 | 56.32 | 10 | 35 | 15 | 95 | 295 | 745 | 798 | 0.5 | 1.8 | 0.8 | 4.8 | 14.8 | 37.4 | 40.0 | 12 |
| 146,197 | 111,333 | 135,432 | 124,509 | 78.79 | ..... | 2 | 3 | 5 | 20 | 40 | 156 | ..... | 0.9 | 1.3 | 2.2 | 8.8 | 17.7 | 69.0 | 13 |
| 1,101,222 | 332,391 | 323,279 | 19,642 | 294.64 | 5,603 | 2,359 | 1,494 | 2,415 | 3,663 | 1,692 | 372 | 31.8 | 13.4 | 8.5 | 13.7 | 20.8 | 9.6 | 2.1 | 14 |
| 12,507 | 4,197 | 2,467 | 13,797 | 2,912.98 | 2,366 | ..... | ..... | ..... | ..... | ..... | ..... | 100.0 | ..... | ..... | ..... | ..... | ..... | ..... | 15 |
| 56,343 | 18,211 | 17,855 | 16,576 | 948.41 | 2,204 | 1,207 | 201 | ..... | ..... | ..... | ..... | 61.0 | 33.4 | 5.6 | ..... | ..... | ..... | ..... | 16 |
| 59,760 | 12,685 | 18,981 | 17,777 | 470.02 | 506 | 526 | 461 | 471 | ..... | ..... | ..... | 25.8 | 26.8 | 23.5 | 24.0 | ..... | ..... | ..... | 17 |
| 74,329 | 15,495 | 17,040 | 16,390 | 281.26 | 207 | 281 | 305 | 705 | 227 | ..... | ..... | 12.0 | 16.3 | 17.7 | 40.9 | 13.2 | ..... | ..... | 18 |
| 128,382 | 30,998 | 26,689 | 19,837 | 239.22 | 150 | 165 | 281 | 563 | 856 | ..... | ..... | 7.4 | 8.2 | 13.9 | 27.9 | 42.5 | ..... | ..... | 19 |
| 202,495 | 59,366 | 53,955 | 21,353 | 183.06 | 100 | 120 | 165 | 460 | 1,389 | 236 | ..... | 4.0 | 4.9 | 6.7 | 18.6 | 56.2 | 9.6 | ..... | 20 |
| 142,366 | 45,448 | 35,182 | 26,489 | 168.20 | 20 | 30 | 30 | 126 | 637 | 463 | ..... | 1.5 | 2.3 | 2.3 | 9.6 | 48.8 | 35.5 | ..... | 21 |
| 104,408 | 35,415 | 30,637 | 30,643 | 157.67 | 15 | 20 | 20 | 70 | 236 | 427 | 11 | 1.9 | 2.5 | 2.5 | 8.8 | 29.5 | 53.4 | 1.4 | 22 |
| 77,149 | 26,456 | 14,087 | 36,272 | 152.12 | 5 | ..... | 6 | 5 | 147 | 244 | 56 | 1.1 | ..... | 1.3 | 1.1 | 31.7 | 52.7 | 12.1 | 23 |
| 141,616 | 56,415 | 56,963 | 52,358 | 150.77 | 25 | 10 | 25 | 10 | 151 | 289 | 169 | 3.7 | 1.5 | 3.7 | 1.5 | 22.2 | 42.6 | 24.9 | 24 |
| 56,993 | 14,783 | 19,917 | 76,128 | 128.01 | 5 | ..... | ..... | 5 | 16 | 26 | 100 | 3.3 | ..... | ..... | 3.3 | 10.5 | 17.1 | 65.8 | 25 |
| 44,874 | 12,922 | 29,506 | 248,924 | 122.21 | ..... | ..... | ..... | ..... | 4 | 7 | 36 | ..... | ..... | ..... | ..... | 8.5 | 14.9 | 76.6 | 26 |
| 8,003,321 | 3,873,926 | 3,452,485 | 10,361 | 107.53 | 27,864 | 17,870 | 15,566 | 26,678 | 33,274 | 9,542 | 1,233 | 21.1 | 13.5 | 11.8 | 20.2 | 25.2 | 7.2 | 0.9 | 27 |
| 40,371 | 12,345 | 5,079 | 6,966 | 1,403.84 | 8,471 | ..... | ..... | ..... | ..... | ..... | ..... | 100.0 | ..... | ..... | ..... | ..... | ..... | ..... | 28 |
| 231,528 | 76,411 | 48,288 | 7,403 | 398.05 | 10,221 | 5,684 | 917 | ..... | ..... | ..... | ..... | 60.8 | 33.8 | 5.5 | ..... | ..... | ..... | ..... | 29 |
| 379,440 | 129,055 | 98,811 | 7,669 | 194.30 | 3,433 | 4,027 | 4,037 | 2,257 | ..... | ..... | ..... | 23.0 | 29.3 | 29.4 | 16.4 | ..... | ..... | ..... | 30 |
| 642,872 | 248,794 | 179,390 | 8,155 | 139.76 | 2,288 | 3,237 | 3,675 | 6,021 | 1,197 | ..... | ..... | 13.9 | 19.7 | 22.4 | 36.7 | 7.3 | ..... | ..... | 31 |
| 1,160,910 | 456,154 | 342,583 | 9,842 | 117.67 | 1,595 | 2,246 | 3,101 | 7,215 | 7,027 | ..... | ..... | 7.5 | 10.6 | 14.6 | 34.1 | 33.2 | ..... | ..... | 32 |
| 1,779,124 | 764,210 | 585,565 | 10,769 | 92.97 | 1,155 | 1,467 | 2,210 | 6,365 | 11,962 | 1,157 | ..... | 4.7 | 6.0 | 9.1 | 26.2 | 49.2 | 4.8 | ..... | 33 |
| 1,152,393 | 585,999 | 486,415 | 11,879 | 76.08 | 405 | 612 | 770 | 2,556 | 6,283 | 2,201 | ..... | 3.2 | 4.8 | 6.0 | 19.9 | 49.0 | 17.2 | ..... | 34 |
| 752,545 | 429,550 | 379,366 | 14,507 | 74.16 | 150 | 311 | 460 | 1,230 | 2,942 | 1,918 | 11 | 2.1 | 4.4 | 6.6 | 17.5 | 41.9 | 27.3 | 0.2 | 35 |
| 510,341 | 305,542 | 267,660 | 15,515 | 65.51 | 65 | 95 | 195 | 526 | 1,581 | 1,473 | 125 | 1.6 | 2.3 | 4.8 | 13.0 | 38.9 | 36.3 | 3.1 | 36 |
| 951,993 | 607,018 | 648,845 | 20,574 | 62.04 | 66 | 175 | 176 | 436 | 2,037 | 2,399 | 661 | 1.1 | 2.9 | 3.0 | 7.3 | 34.2 | 40.3 | 11.1 | 37 |
| 275,007 | 186,555 | 273,098 | 41,621 | 65.27 | 15 | 15 | 20 | 65 | 221 | 366 | 319 | 1.5 | 1.5 | 2.0 | 6.4 | 21.6 | 35.8 | 31.2 | 38 |
| 126,797 | 72,293 | 137,385 | 210,398 | 110.41 | ..... | 1 | 5 | 7 | 24 | 28 | 117 | ..... | 0.5 | 2.7 | 3.8 | 13.2 | 15.4 | 64.3 | 39 |
| 13,510,969 | 6,681,746 | 3,059,685 | 14,563 | 136.81 | 31,917 | 20,852 | 17,128 | 29,369 | 45,281 | 26,235 | 5,706 | 18.1 | 11.8 | 9.7 | 16.6 | 25.7 | 14.9 | 3.2 | 40 |
| 47,184 | 25,877 | 4,032 | 7,058 | 1,327.03 | 8,980 | ..... | ..... | ..... | ..... | ..... | ..... | 100.0 | ..... | ..... | ..... | ..... | ..... | ..... | 41 |
| 250,515 | 159,463 | 53,285 | 7,385 | 404.13 | 11,694 | 5,579 | 805 | ..... | ..... | ..... | ..... | 64.7 | 30.9 | 4.5 | ..... | ..... | ..... | ..... | 42 |
| 448,760 | 261,364 | 107,655 | 7,529 | 190.53 | 4,372 | 4,976 | 4,467 | 2,866 | ..... | ..... | ..... | 26.2 | 29.8 | 26.8 | 17.2 | ..... | ..... | ..... | 43 |
| 666,489 | 372,027 | 160,780 | 8,667 | 146.70 | 2,552 | 3,580 | 3,701 | 6,293 | 1,196 | ..... | ..... | 14.7 | 20.7 | 21.4 | 36.3 | 6.9 | ..... | ..... | 44 |
| 1,741,348 | 870,880 | 383,249 | 11,010 | 132.04 | 2,261 | 3,340 | 3,722 | 9,503 | 12,538 | ..... | ..... | 7.2 | 10.6 | 11.9 | 30.3 | 40.0 | ..... | ..... | 45 |
| 2,431,084 | 1,212,608 | 538,697 | 14,171 | 121.67 | 1,301 | 1,990 | 2,426 | 6,160 | 17,300 | 2,477 | ..... | 4.1 | 6.3 | 7.7 | 19.5 | 54.7 | 7.8 | ..... | 46 |
| 2,257,075 | 1,066,308 | 495,996 | 18,704 | 118.54 | 401 | 795 | 1,290 | 2,555 | 8,175 | 8,434 | ..... | 1.9 | 3.7 | 6.0 | 11.8 | 37.8 | 39.0 | ..... | 47 |
| 1,533,404 | 719,414 | 329,107 | 23,773 | 120.47 | 175 | 280 | 410 | 930 | 3,068 | 6,662 | 55 | 1.5 | 2.4 | 3.5 | 8.0 | 26.5 | 57.5 | 0.5 | 48 |
| 1,116,744 | 526,150 | 252,380 | 29,275 | 123.18 | 70 | 156 | 135 | 560 | 1,376 | 4,296 | 573 | 1.0 | 2.2 | 1.9 | 7.8 | 19.2 | 59.9 | 8.0 | 49 |
| 2,230,021 | 1,062,717 | 512,509 | 40,381 | 121.03 | 110 | 145 | 155 | 470 | 1,487 | 4,066 | 3,839 | 1.1 | 1.4 | 1.5 | 4.6 | 14.5 | 39.6 | 37.4 | 50 |
| 606,994 | 317,617 | 170,133 | 68,118 | 107.27 | ..... | 10 | 15 | 30 | 132 | 285 | 1,080 | ..... | 0.6 | 1.0 | 1.9 | 8.5 | 18.4 | 69.6 | 51 |
| 181,351 | 87,321 | 51,862 | 200,832 | 129.19 | 1 | 1 | 2 | 2 | 9 | 15 | 159 | 0.5 | 0.5 | 1.1 | 1.1 | 4.8 | 7.9 | 84.1 | 52 |
| 13,913,400 | 5,177,388 | 2,886,778 | 16,518 | 137.09 | 18,304 | 14,181 | 11,691 | 20,527 | 38,221 | 30,034 | 9,775 | 12.8 | 9.9 | 8.2 | 14.4 | 26.8 | 21.0 | 6.8 | 53 |
| 29,024 | 21,755 | 4,510 | 5,204 | 1,026.27 | 5,169 | ..... | ..... | ..... | ..... | ..... | ..... | 100.0 | ..... | ..... | ..... | ..... | ..... | ..... | 54 |
| 183,255 | 143,612 | 53,590 | 5,545 | 309.23 | 7,209 | 4,122 | 765 | ..... | ..... | ..... | ..... | 59.6 | 34.1 | 6.3 | ..... | ..... | ..... | ..... | 55 |
| 395,979 | 228,775 | 108,375 | 6,121 | 155.47 | 2,760 | 4,316 | 4,185 | 2,461 | ..... | ..... | ..... | 20.1 | 31.5 | 30.5 | 17.9 | ..... | ..... | ..... | 56 |
| 454,186 | 233,697 | 115,285 | 7,786 | 131.26 | 1,155 | 1,985 | 2,250 | 4,752 | 880 | ..... | ..... | 10.5 | 18.0 | 20.4 | 43.1 | 8.0 | ..... | ..... | 57 |
| 1,405,337 | 590,657 | 303,948 | 10,580 | 127.68 | 1,145 | 2,106 | 2,286 | 7,640 | 10,912 | ..... | ..... | 4.8 | 8.7 | 9.5 | 31.7 | 45.3 | ..... | ..... | 58 |
| 1,938,729 | 772,852 | 428,203 | 14,406 | 122.09 | 575 | 1,110 | 1,275 | 3,551 | 14,674 | 2,146 | ..... | 2.5 | 4.8 | 5.5 | 15.2 | 62.9 | 9.2 | ..... | 59 |
| 2,218,190 | 772,695 | 420,991 | 20,928 | 132.43 | 205 | 295 | 580 | 1,270 | 7,220 | 9,476 | ..... | 1.1 | 1.5 | 3.0 | 6.7 | 37.9 | 49.8 | ..... | 60 |
| 1,686,820 | 566,406 | 327,055 | 26,370 | 132.94 | 40 | 115 | 205 | 440 | 2,505 | 8,222 | 90 | 0.3 | 1.0 | 1.8 | 3.8 | 21.6 | 70.8 | 0.8 | 61 |
| 1,374,205 | 443,842 | 260,284 | 32,713 | 137.83 | 30 | 55 | 100 | 165 | 1,098 | 5,306 | 1,051 | 0.4 | 0.7 | 1.3 | 2.1 | 14.1 | 68.0 | 13.5 | 62 |
| 3,186,629 | 1,018,763 | 616,742 | 44,924 | 133.31 | 15 | 60 | 40 | 222 | 907 | 4,686 | 6,892 | 0.1 | 0.5 | 0.3 | 1.7 | 7.1 | 36.5 | 53.8 | 63 |
| 813,010 | 287,022 | 185,738 | 76,962 | 122.28 | ..... | 16 | 5 | 26 | 21 | 187 | 1,551 | ..... | 0.9 | 0.3 | 1.4 | 1.2 | 10.4 | 85.9 | 64 |
| 228,036 | 97,312 | 62,057 | 185,020 | 111.76 | 1 | 1 | ..... | ..... | 4 | 11 | 191 | 0.5 | 0.5 | ..... | ..... | 1.9 | 5.3 | 91.8 | 65 |
| 23,983,825 | 6,931,022 | 3,094,538 | 28,279 | 174.59 | 14,700 | 9,991 | 8,234 | 14,224 | 39,788 | 60,639 | 27,211 | 8.4 | 5.7 | 4.7 | 8.1 | 22.8 | 34.7 | 15.6 | 66 |
| 29,046 | 19,023 | 1,950 | 6,237 | 1,295.34 | 5,258 | ..... | ..... | ..... | ..... | ..... | ..... | 100.0 | ..... | ..... | ..... | ..... | ..... | ..... | 67 |
| 149,908 | 110,377 | 30,845 | 6,004 | 344.83 | 5,716 | 3,382 | 700 | ..... | ..... | ..... | ..... | 58.3 | 34.5 | 7.1 | ..... | ..... | ..... | ..... | 68 |
| 284,765 | 177,615 | 64,870 | 6,391 | 162.46 | 2,042 | 3,092 | 2,656 | 1,972 | ..... | ..... | ..... | 20.9 | 31.7 | 27.2 | 20.2 | ..... | ..... | ..... | 69 |
| 307,735 | 173,343 | 71,812 | 8,426 | 142.98 | 697 | 1,441 | 1,411 | 2,731 | 855 | ..... | ..... | 9.8 | 20.2 | 19.8 | 38.3 | 12.0 | ..... | ..... | 70 |
| 1,246,774 | 464,451 | 186,708 | 13,083 | 157.67 | 630 | 1,120 | 1,980 | 4,827 | 11,078 | ..... | ..... | 3.2 | 5.7 | 10.1 | 24.6 | 56.4 | ..... | ..... | 71 |
| 2,260,364 | 708,636 | 277,491 | 18,278 | 154.91 | 221 | 595 | 957 | 2,750 | 14,722 | 5,294 | ..... | 0.9 | 2.4 | 3.9 | 11.2 | 60.0 | 21.6 | ..... | 72 |
| 4,064,649 | 1,013,619 | 365,522 | 28,916 | 182.72 | 60 | 195 | 295 | 1,036 | 7,710 | 22,149 | ..... | 0.2 | 0.6 | 0.9 | 3.3 | 24.5 | 70.4 | ..... | 73 |
| 3,017,886 | 800,369 | 350,863 | 33,772 | 170.34 | 56 | 95 | 90 | 501 | 2,978 | 15,202 | 346 | 0.3 | 0.5 | 0.5 | 2.6 | 15.5 | 78.9 | 1.8 | 74 |
| 3,113,092 | 762,655 | 317,410 | 42,774 | 180.28 | ..... | 20 | 75 | 195 | 1,251 | 9,651 | 4,940 | ..... | 0.1 | 0.5 | 1.2 | 7.8 | 59.8 | 30.6 | 75 |
| 7,275,786 | 1,935,585 | 970,942 | 59,347 | 175.97 | 15 | 46 | 65 | 210 | 1,135 | 7,943 | 18,023 | 0.1 | 0.2 | 0.2 | 0.8 | 4.1 | 28.9 | 65.7 | 76 |
| 1,819,230 | 607,160 | 359,809 | 97,959 | 156.22 | 5 | 5 | 5 | ..... | 57 | 388 | 3,521 | 0.1 | 0.1 | 0.1 | ..... | 1.4 | 9.7 | 88.4 | 77 |
| 414,590 | 158,189 | 96,316 | 224,600 | 147.96 | ..... | ..... | ..... | 2 | 2 | 12 | 381 | ..... | ..... | ..... | 0.5 | 0.5 | 3.0 | 96.0 | 78 |

## Table 10.—NUMBER OF FARMS, ALL LAND IN FARMS, VALUE OF FARMS, AND SPECIFIED CLASSES OF LAND

[Data are based on reports for

| | Region, division, State, and size group | Number of farms, 1950 | All land in farms, 1950 (acres) | Cropland harvested, 1949 | | | Cropland used only for pasture, 1949 (acres) | Cropland not harvested and not pastured, 1949 (acres) | | | Woodland pastured, 1949 (acres) | Woodland not pastured, 1949 (acres) | Other pasture (not cropland and not woodland), 1949 (acres) | Other land (house lots, roads, wasteland, etc.), 1949 (acres) |
|---|---|---|---|---|---|---|---|---|---|---|---|---|---|---|
| | | | | Farms reporting | Acres | Percent of all land in farms | | Total | Cultivated summer fallow[1] | Other | | | | |
| | THE NORTH-EAST NORTH CENTRAL—Continued | | | | | | | | | | | | | |
| 1 | Michigan | 155,519 | 17,302,432 | 144,590 | 7,849,486 | 45.4 | 1,980,010 | 1,245,785 | (1) | 1,245,785 | 2,173,725 | 1,562,183 | 1,074,840 | 1,416,403 |
| 2 | Under 10 acres | 8,518 | 40,787 | 4,889 | 14,413 | 35.3 | 3,685 | 4,615 | (1) | 4,615 | 385 | 870 | 1,405 | 15,414 |
| 3 | 10-29 | 15,200 | 267,726 | 12,308 | 108,576 | 40.6 | 31,065 | 37,669 | (1) | 37,669 | 11,765 | 15,200 | 16,360 | 47,091 |
| 4 | 30-49 | 20,866 | 817,750 | 18,980 | 356,745 | 43.6 | 104,452 | 109,563 | (1) | 109,563 | 58,770 | 52,025 | 40,680 | 95,515 |
| 5 | 50-69 | 12,026 | 705,664 | 11,426 | 335,083 | 47.5 | 82,230 | 82,020 | (1) | 82,020 | 47,005 | 43,988 | 39,675 | 75,663 |
| 6 | 70-99 | 30,870 | 2,507,445 | 29,900 | 1,209,820 | 48.2 | 311,445 | 215,910 | (1) | 215,910 | 254,175 | 166,480 | 132,610 | 217,095 |
| 7 | 100-139 | 24,827 | 2,889,911 | 24,359 | 1,429,469 | 49.5 | 346,246 | 203,865 | (1) | 203,865 | 315,780 | 201,123 | 161,668 | 231,760 |
| 8 | 140-179 | 17,400 | 2,727,749 | 17,154 | 1,309,148 | 48.0 | 317,310 | 173,645 | (1) | 173,645 | 351,760 | 215,973 | 157,975 | 201,930 |
| 9 | 180-219 | 9,740 | 1,918,502 | 9,635 | 913,796 | 47.6 | 214,961 | 106,604 | (1) | 106,604 | 254,315 | 170,963 | 115,095 | 142,768 |
| 10 | 220-259 | 5,824 | 1,379,021 | 5,789 | 626,957 | 45.5 | 157,619 | 81,877 | (1) | 81,877 | 184,965 | 135,810 | 91,782 | 100,011 |
| 11 | 260-499 | 8,795 | 2,909,357 | 8,719 | 1,209,545 | 41.6 | 310,761 | 171,397 | (1) | 171,397 | 447,475 | 353,227 | 219,095 | 197,852 |
| 12 | 500-999 | 1,232 | 773,891 | 1,217 | 263,816 | 34.1 | 73,716 | 41,997 | (1) | 41,997 | 141,919 | 136,077 | 58,914 | 57,452 |
| 13 | 1,000 and over | 221 | 364,629 | 214 | 72,118 | 19.8 | 26,520 | 16,623 | (1) | 16,623 | 105,411 | 70,447 | 39,581 | 33,929 |
| 14 | Wisconsin | 168,582 | 23,254,749 | 162,759 | 10,153,296 | 43.7 | 2,179,898 | 620,453 | (1) | 620,453 | 4,444,985 | 2,026,060 | 2,388,678 | 1,441,379 |
| 15 | Under 10 acres | 5,827 | 27,613 | 3,401 | 10,904 | 39.5 | 2,175 | 1,161 | (1) | 1,161 | 1,105 | 685 | 1,775 | 9,808 |
| 16 | 10-29 | 6,884 | 118,507 | 5,923 | 56,666 | 47.8 | 12,215 | 6,465 | (1) | 6,465 | 7,375 | 6,365 | 10,755 | 18,666 |
| 17 | 30-49 | 11,103 | 438,937 | 10,292 | 201,252 | 45.8 | 45,960 | 15,710 | (1) | 15,710 | 61,705 | 32,658 | 41,975 | 39,677 |
| 18 | 50-69 | 7,910 | 466,880 | 7,645 | 242,080 | 51.9 | 51,745 | 15,160 | (1) | 15,160 | 53,350 | 26,405 | 40,560 | 37,580 |
| 19 | 70-99 | 34,217 | 2,789,065 | 33,667 | 1,424,280 | 51.1 | 308,905 | 59,750 | (1) | 59,750 | 420,155 | 134,880 | 265,595 | 175,500 |
| 20 | 100-139 | 35,497 | 4,159,722 | 35,155 | 2,027,825 | 48.7 | 435,931 | 87,834 | (1) | 87,834 | 689,390 | 242,390 | 421,864 | 254,488 |
| 21 | 140-179 | 27,697 | 4,361,780 | 27,462 | 1,970,898 | 45.2 | 422,530 | 91,825 | (1) | 91,825 | 846,598 | 325,615 | 458,550 | 245,764 |
| 22 | 180-219 | 15,176 | 2,990,746 | 15,075 | 1,275,289 | 42.6 | 271,439 | 69,144 | (1) | 69,144 | 616,329 | 264,915 | 324,987 | 168,643 |
| 23 | 220-259 | 9,310 | 2,206,445 | 9,255 | 902,910 | 40.9 | 188,905 | 54,955 | (1) | 54,955 | 470,970 | 213,405 | 250,645 | 124,655 |
| 24 | 260-499 | 13,136 | 4,316,291 | 13,086 | 1,607,984 | 37.3 | 353,037 | 130,321 | (1) | 130,321 | 997,277 | 516,544 | 453,284 | 257,844 |
| 25 | 500-999 | 1,631 | 1,044,458 | 1,606 | 337,469 | 32.3 | 71,464 | 54,755 | (1) | 54,755 | 237,479 | 180,047 | 93,599 | 69,645 |
| 26 | 1,000 and over | 194 | 334,305 | 192 | 95,739 | 28.6 | 15,592 | 33,373 | (1) | 33,373 | 43,252 | 82,151 | 25,089 | 39,105 |
| | THE NORTH-WEST NORTH CENTRAL | | | | | | | | | | | | | |
| 27 | Minnesota | 179,119 | 33,004,827 | 170,649 | 19,809,064 | 60.0 | 1,593,742 | 1,185,574 | (1) | 1,185,574 | 3,338,227 | 1,732,616 | 2,635,654 | 2,709,950 |
| 28 | Under 10 acres | 5,785 | 25,569 | 2,252 | 6,363 | 24.9 | 1,677 | 505 | (1) | 505 | 770 | 675 | 2,440 | 13,139 |
| 29 | 10-29 | 6,345 | 111,577 | 4,315 | 38,617 | 34.6 | 9,355 | 3,290 | (1) | 3,290 | 11,215 | 5,505 | 17,835 | 25,760 |
| 30 | 30-49 | 8,861 | 348,455 | 7,777 | 139,444 | 40.0 | 24,052 | 10,785 | (1) | 10,785 | 60,515 | 30,510 | 39,785 | 43,364 |
| 31 | 50-69 | 4,552 | 267,754 | 4,097 | 117,210 | 43.8 | 14,465 | 8,470 | (1) | 8,470 | 41,880 | 18,586 | 35,555 | 31,588 |
| 32 | 70-99 | 21,428 | 1,744,804 | 20,836 | 903,808 | 51.8 | 94,655 | 41,114 | (1) | 41,114 | 271,042 | 103,863 | 175,080 | 155,242 |
| 33 | 100-139 | 23,123 | 2,732,706 | 22,827 | 1,499,902 | 54.9 | 135,768 | 55,730 | (1) | 55,730 | 405,470 | 137,305 | 266,447 | 232,081 |
| 34 | 140-179 | 39,479 | 6,276,016 | 39,264 | 3,935,528 | 62.7 | 327,177 | 124,010 | (1) | 124,010 | 627,835 | 242,280 | 530,388 | 486,798 |
| 35 | 180-219 | 17,590 | 3,474,086 | 17,505 | 2,093,138 | 60.3 | 172,225 | 71,550 | (1) | 71,550 | 392,350 | 172,032 | 302,748 | 270,043 |
| 36 | 220-259 | 17,240 | 4,100,877 | 17,185 | 2,584,220 | 63.0 | 195,875 | 100,220 | (1) | 100,220 | 388,805 | 175,128 | 325,335 | 331,294 |
| 37 | 260-499 | 29,566 | 10,045,827 | 29,486 | 6,215,078 | 61.9 | 458,499 | 420,974 | (1) | 420,974 | 894,587 | 559,249 | 696,925 | 800,515 |
| 38 | 500-999 | 4,557 | 2,942,273 | 4,512 | 1,734,737 | 59.0 | 124,502 | 234,520 | (1) | 234,520 | 194,803 | 218,312 | 189,339 | 246,060 |
| 39 | 1,000 and over | 593 | 934,883 | 593 | 541,019 | 57.9 | 35,492 | 114,406 | (1) | 114,406 | 48,955 | 69,171 | 53,777 | 72,063 |
| 40 | Iowa | 203,155 | 34,284,909 | 191,176 | 22,547,610 | 65.8 | 3,136,410 | 365,127 | (1) | 365,127 | 1,925,965 | 418,289 | 3,731,577 | 2,159,931 |
| 41 | Under 10 acres | 9,585 | 44,586 | 3,757 | 11,396 | 25.6 | 6,115 | 515 | (1) | 515 | 805 | 330 | 7,710 | 17,715 |
| 42 | 10-29 | 9,181 | 158,313 | 6,100 | 55,780 | 35.2 | 21,959 | 2,398 | (1) | 2,398 | 9,965 | 2,868 | 34,488 | 30,855 |
| 43 | 30-49 | 7,334 | 286,661 | 6,047 | 127,256 | 44.4 | 36,177 | 3,665 | (1) | 3,665 | 23,665 | 6,245 | 54,640 | 35,013 |
| 44 | 50-69 | 4,780 | 281,015 | 4,205 | 132,795 | 47.3 | 33,040 | 4,395 | (1) | 4,395 | 28,090 | 5,515 | 49,725 | 27,455 |
| 45 | 70-99 | 21,114 | 1,727,423 | 20,632 | 1,091,546 | 63.2 | 183,725 | 15,295 | (1) | 15,295 | 81,315 | 17,133 | 206,736 | 131,673 |
| 46 | 100-139 | 28,720 | 3,401,933 | 28,460 | 2,228,283 | 65.5 | 333,837 | 31,025 | (1) | 31,025 | 174,535 | 33,435 | 366,997 | 233,821 |
| 47 | 140-179 | 48,846 | 7,751,006 | 48,609 | 5,455,751 | 70.4 | 711,847 | 63,235 | (1) | 63,235 | 270,786 | 51,963 | 716,691 | 480,733 |
| 48 | 180-219 | 22,457 | 4,443,431 | 22,382 | 2,958,817 | 66.6 | 394,486 | 41,876 | (1) | 41,876 | 245,908 | 48,280 | 478,709 | 275,355 |
| 49 | 220-259 | 19,896 | 4,726,942 | 19,831 | 3,225,951 | 68.2 | 426,999 | 52,296 | (1) | 52,296 | 233,860 | 42,405 | 470,141 | 275,290 |
| 50 | 260-499 | 28,144 | 9,331,666 | 28,068 | 6,089,252 | 65.3 | 792,496 | 114,456 | (1) | 114,456 | 634,155 | 143,630 | 1,030,960 | 526,719 |
| 51 | 500-999 | 2,845 | 1,764,396 | 2,833 | 990,841 | 56.2 | 155,042 | 26,696 | (1) | 26,696 | 185,808 | 50,202 | 252,215 | 103,592 |
| 52 | 1,000 and over | 253 | 367,535 | 252 | 179,942 | 49.0 | 40,687 | 9,275 | (1) | 9,275 | 37,073 | 16,283 | 62,565 | 21,710 |
| 53 | Missouri | 229,958 | 35,157,456 | 192,240 | 12,284,947 | 34.9 | 5,123,542 | 1,402,952 | (1) | 1,402,952 | 5,796,538 | 2,717,994 | 5,973,184 | 1,850,299 |
| 54 | Under 10 acres | 13,248 | 65,491 | 3,479 | 11,327 | 17.3 | 13,745 | 1,785 | (1) | 1,785 | 2,695 | 1,010 | 14,000 | 20,929 |
| 55 | 10-29 | 20,351 | 361,533 | 11,885 | 122,020 | 33.8 | 67,857 | 16,455 | (1) | 16,455 | 32,390 | 16,315 | 67,060 | 39,436 |
| 56 | 30-49 | 23,078 | 899,395 | 16,806 | 280,121 | 31.1 | 166,630 | 36,350 | (1) | 36,350 | 132,370 | 54,435 | 157,175 | 72,314 |
| 57 | 50-69 | 13,754 | 807,684 | 11,185 | 264,015 | 32.7 | 141,265 | 34,455 | (1) | 34,455 | 112,780 | 49,728 | 150,310 | 55,131 |
| 58 | 70-99 | 32,770 | 2,683,471 | 28,426 | 892,740 | 33.3 | 474,105 | 111,475 | (1) | 111,475 | 396,666 | 170,810 | 471,384 | 166,291 |
| 59 | 100-139 | 32,102 | 3,767,993 | 29,870 | 1,359,009 | 36.1 | 594,100 | 143,140 | (1) | 143,140 | 559,731 | 232,875 | 668,280 | 210,858 |
| 60 | 140-179 | 27,966 | 4,397,396 | 26,314 | 1,603,535 | 36.5 | 640,000 | 176,376 | (1) | 176,376 | 693,505 | 296,880 | 766,866 | 220,234 |
| 61 | 180-219 | 17,787 | 3,508,887 | 17,052 | 1,315,189 | 37.5 | 483,966 | 144,512 | (1) | 144,512 | 523,305 | 259,954 | 605,388 | 176,573 |
| 62 | 220-259 | 13,906 | 3,298,314 | 13,411 | 1,247,571 | 37.8 | 479,953 | 138,523 | (1) | 138,523 | 493,243 | 228,580 | 546,031 | 164,413 |
| 63 | 260-499 | 27,537 | 9,382,585 | 26,691 | 3,450,253 | 36.8 | 1,283,575 | 383,989 | (1) | 383,989 | 1,540,713 | 748,818 | 1,516,050 | 459,187 |
| 64 | 500-999 | 6,311 | 4,090,904 | 6,040 | 1,304,937 | 31.9 | 550,044 | 153,546 | (1) | 153,546 | 763,706 | 429,232 | 694,329 | 195,110 |
| 65 | 1,000 and over | 1,148 | 1,893,803 | 1,081 | 434,230 | 22.9 | 228,302 | 62,346 | (1) | 62,346 | 545,434 | 229,357 | 316,311 | 77,823 |
| 66 | North Dakota | 65,302 | 41,319,451 | 63,972 | 20,342,560 | 49.2 | 926,102 | 6,366,296 | 4,584,440 | 1,781,856 | 517,450 | 268,376 | 10,820,285 | 2,078,382 |
| 67 | Under 10 acres | 571 | 2,606 | 160 | 500 | 19.2 | 155 | 140 | 100 | 40 | 80 | 10 | 465 | 1,256 |
| 68 | 10-29 | 660 | 10,595 | 345 | 3,305 | 31.2 | 630 | 665 | 435 | 230 | 340 | 55 | 3,095 | 2,505 |
| 69 | 30-49 | 435 | 16,550 | 290 | 6,115 | 36.9 | 1,135 | 360 | 235 | 125 | 1,735 | 765 | 3,550 | 2,890 |
| 70 | 50-69 | 240 | 13,775 | 190 | 6,070 | 44.1 | 505 | 595 | 235 | 360 | 1,040 | 500 | 3,845 | 1,220 |
| 71 | 70-99 | 565 | 45,500 | 515 | 23,755 | 52.2 | 2,160 | 4,830 | 2,930 | 1,900 | 3,240 | 965 | 7,370 | 3,180 |
| 72 | 100-139 | 650 | 77,225 | 590 | 39,375 | 51.0 | 2,305 | 8,330 | 6,060 | 2,270 | 5,195 | 1,950 | 16,200 | 3,070 |
| 73 | 140-179 | 4,555 | 729,935 | 4,435 | 448,495 | 61.4 | 18,295 | 101,890 | 72,250 | 29,640 | 22,205 | 5,715 | 84,195 | 49,140 |
| 74 | 180-219 | 1,270 | 254,420 | 1,260 | 158,645 | 62.4 | 5,860 | 27,110 | 20,910 | 6,200 | 14,445 | 6,205 | 30,520 | 11,635 |
| 75 | 220-259 | 2,070 | 495,695 | 2,070 | 315,340 | 63.6 | 14,870 | 65,210 | 49,020 | 16,190 | 14,230 | 3,065 | 54,465 | 28,515 |
| 76 | 260-499 | 23,317 | 9,018,610 | 23,217 | 5,374,890 | 59.6 | 225,450 | 1,384,340 | 1,043,105 | 341,235 | 143,705 | 62,985 | 1,325,965 | 501,275 |
| 77 | 500-999 | 22,138 | 15,759,231 | 22,103 | 8,320,801 | 52.8 | 344,721 | 2,673,782 | 1,935,286 | 738,496 | 169,267 | 97,219 | 3,313,565 | 839,876 |
| 78 | 1,000 and over | 8,831 | 14,895,309 | 8,797 | 5,645,269 | 37.9 | 310,016 | 2,099,044 | 1,453,874 | 645,170 | 141,968 | 88,942 | 5,977,050 | 633,020 |

See footnotes at end of table.

## ACCORDING TO USE, BY SIZE OF FARM; BY DIVISIONS AND STATES: CENSUS OF 1950—Continued

only a sample of farms. See text.]

| Cropland total, 1949 (acres) | Land pastured total, 1949 (acres) | Woodland total, 1949 (acres) | Value of land and buildings, 1950 (dollars) | | Farms by acres of cropland harvested, 1949 | | | | | | | | | | | | | |
|---|---|---|---|---|---|---|---|---|---|---|---|---|---|---|---|---|---|---|
| | | | | | Number | | | | | | | Percent distribution | | | | | | |
| | | | Average per farm | Average per acre | 1-9 acres | 10-19 acres | 20-29 acres | 30-49 acres | 50-99 acres | 100-199 acres | 200 acres and over | 1-9 acres | 10-19 acres | 20-29 acres | 30-49 acres | 50-99 acres | 100-199 acres | 200 acres and over | |
| 11,075,281 | 5,228,575 | 3,735,908 | 10,932 | 98.47 | 20,955 | 17,037 | 15,597 | 28,359 | 41,836 | 18,110 | 2,696 | 14.5 | 11.8 | 10.8 | 19.6 | 28.9 | 12.5 | 1.9 | 1 |
| 22,713 | 5,475 | 1,255 | 6,929 | 1,391.60 | 4,889 | ..... | ..... | ..... | ..... | ..... | ..... | 100.0 | ..... | ..... | ..... | ..... | ..... | ..... | 2 |
| 177,310 | 59,190 | 26,965 | 6,675 | 365.96 | 7,433 | 4,310 | 565 | ..... | ..... | ..... | ..... | 60.4 | 35.0 | 4.6 | ..... | ..... | ..... | ..... | 3 |
| 570,760 | 203,902 | 110,795 | 6,282 | 159.35 | 4,125 | 5,673 | 5,901 | 3,281 | ..... | ..... | ..... | 21.7 | 29.9 | 31.1 | 17.3 | ..... | ..... | ..... | 4 |
| 499,333 | 168,910 | 90,993 | 7,662 | 130.97 | 1,250 | 1,860 | 2,370 | 4,976 | 970 | ..... | ..... | 10.9 | 16.3 | 20.7 | 43.5 | 8.5 | ..... | ..... | 5 |
| 1,737,175 | 698,230 | 420,655 | 8,376 | 103.18 | 1,905 | 3,055 | 3,785 | 10,680 | 10,475 | ..... | ..... | 6.4 | 10.2 | 12.7 | 35.7 | 35.0 | ..... | ..... | 6 |
| 1,979,580 | 823,694 | 516,903 | 11,109 | 95.34 | 631 | 1,196 | 1,685 | 5,161 | 14,411 | 1,275 | ..... | 2.6 | 4.9 | 6.9 | 21.2 | 59.2 | 5.2 | ..... | 7 |
| 1,800,103 | 827,045 | 567,733 | 13,497 | 86.17 | 365 | 490 | 741 | 2,325 | 8,582 | 4,651 | ..... | 2.1 | 2.9 | 4.3 | 13.6 | 50.0 | 27.1 | ..... | 8 |
| 1,235,361 | 584,371 | 425,278 | 16,547 | 84.03 | 155 | 195 | 220 | 925 | 3,606 | 4,524 | 10 | 1.6 | 2.0 | 2.3 | 9.6 | 37.4 | 47.0 | 0.1 | 9 |
| 866,453 | 434,366 | 320,775 | 18,709 | 79.42 | 100 | 120 | 135 | 406 | 1,705 | 3,116 | 207 | 1.7 | 2.1 | 2.3 | 7.0 | 29.5 | 53.8 | 3.6 | 10 |
| 1,691,703 | 977,331 | 800,702 | 24,112 | 73.05 | 80 | 120 | 170 | 545 | 1,920 | 4,110 | 1,774 | 0.9 | 1.4 | 1.9 | 6.3 | 22.0 | 47.1 | 20.3 | 11 |
| 379,529 | 274,549 | 277,996 | 39,358 | 62.15 | 20 | 15 | 20 | 45 | 147 | 385 | 585 | 1.6 | 1.2 | 1.6 | 3.7 | 12.1 | 31.6 | 48.1 | 12 |
| 115,261 | 171,512 | 175,858 | 96,561 | 57.17 | 2 | 3 | 5 | 15 | 20 | 49 | 120 | 0.9 | 1.4 | 2.3 | 7.0 | 9.3 | 22.9 | 56.1 | 13 |
| 12,953,647 | 9,013,561 | 6,471,045 | 12,225 | 88.71 | 11,190 | 10,852 | 13,397 | 35,864 | 67,052 | 21,949 | 2,455 | 6.9 | 6.7 | 8.2 | 22.0 | 41.2 | 13.5 | 1.5 | 14 |
| 14,240 | 5,055 | 1,790 | 8,500 | 1,719.19 | 3,401 | ..... | ..... | ..... | ..... | ..... | ..... | 100.0 | ..... | ..... | ..... | ..... | ..... | ..... | 15 |
| 75,346 | 30,345 | 13,740 | 7,206 | 410.16 | 3,233 | 2,390 | 300 | ..... | ..... | ..... | ..... | 54.6 | 40.4 | 5.1 | ..... | ..... | ..... | ..... | 16 |
| 262,922 | 149,640 | 94,363 | 6,225 | 155.41 | 1,790 | 3,126 | 3,776 | 1,600 | ..... | ..... | ..... | 17.4 | 30.4 | 36.7 | 15.5 | ..... | ..... | ..... | 17 |
| 308,985 | 145,655 | 79,755 | 8,610 | 145.01 | 535 | 910 | 1,470 | 4,225 | 505 | ..... | ..... | 7.0 | 11.9 | 19.2 | 55.3 | 6.6 | ..... | ..... | 18 |
| 1,792,935 | 994,655 | 555,035 | 9,140 | 111.93 | 1,025 | 2,280 | 3,865 | 14,385 | 12,112 | ..... | ..... | 3.0 | 6.8 | 11.5 | 42.7 | 36.0 | ..... | ..... | 19 |
| 2,551,590 | 1,547,185 | 931,780 | 11,638 | 99.10 | 605 | 1,050 | 2,000 | 8,321 | 22,463 | 716 | ..... | 1.7 | 3.0 | 5.7 | 23.7 | 63.9 | 2.0 | ..... | 20 |
| 2,485,253 | 1,727,678 | 1,172,213 | 13,054 | 82.72 | 285 | 595 | 1,040 | 4,195 | 16,431 | 4,916 | ..... | 1.0 | 2.2 | 3.8 | 15.3 | 59.8 | 17.9 | ..... | 21 |
| 1,615,872 | 1,212,755 | 881,244 | 15,147 | 76.97 | 160 | 230 | 455 | 1,626 | 7,386 | 5,213 | 5 | 1.1 | 1.5 | 3.0 | 10.8 | 49.0 | 34.6 | (2) | 22 |
| 1,146,770 | 910,520 | 684,375 | 16,707 | 70.77 | 60 | 120 | 210 | 715 | 3,875 | 4,165 | 110 | 0.6 | 1.3 | 2.3 | 7.7 | 41.9 | 45.0 | 1.2 | 23 |
| 2,091,342 | 1,803,598 | 1,513,821 | 21,059 | 64.09 | 85 | 135 | 245 | 720 | 4,020 | 6,396 | 1,485 | 0.6 | 1.0 | 1.9 | 5.5 | 30.7 | 48.9 | 11.3 | 24 |
| 463,688 | 402,542 | 417,526 | 36,030 | 56.62 | 10 | 15 | 30 | 71 | 246 | 512 | 722 | 0.6 | 0.9 | 1.9 | 4.4 | 15.3 | 31.9 | 45.0 | 25 |
| 144,704 | 83,933 | 125,403 | 101,642 | 60.84 | 1 | 1 | 6 | 6 | 14 | 31 | 133 | 0.5 | 0.5 | 3.1 | 3.1 | 7.3 | 16.1 | 69.3 | 26 |
| 22,588,380 | 7,567,623 | 5,070,843 | 15,686 | 84.21 | 8,943 | 8,127 | 8,367 | 17,889 | 44,473 | 58,283 | 24,567 | 5.2 | 4.8 | 4.9 | 10.5 | 26.1 | 34.2 | 14.4 | 27 |
| 8,545 | 4,887 | 1,445 | 5,880 | 1,309.13 | 2,252 | ..... | ..... | ..... | ..... | ..... | ..... | 100.0 | ..... | ..... | ..... | ..... | ..... | ..... | 28 |
| 51,262 | 38,405 | 16,720 | 6,410 | 355.63 | 2,644 | 1,441 | 230 | ..... | ..... | ..... | ..... | 61.3 | 33.4 | 5.3 | ..... | ..... | ..... | ..... | 29 |
| 174,281 | 124,352 | 91,025 | 5,218 | 131.53 | 1,786 | 2,540 | 2,295 | 1,156 | ..... | ..... | ..... | 23.0 | 32.7 | 29.5 | 14.9 | ..... | ..... | ..... | 30 |
| 140,145 | 91,900 | 60,466 | 7,407 | 124.72 | 435 | 720 | 890 | 1,702 | 350 | ..... | ..... | 10.6 | 17.6 | 21.7 | 41.5 | 8.5 | ..... | ..... | 31 |
| 1,039,577 | 540,777 | 374,905 | 8,103 | 98.68 | 981 | 1,790 | 2,395 | 6,841 | 8,829 | ..... | ..... | 4.7 | 8.6 | 11.5 | 32.8 | 42.4 | ..... | ..... | 32 |
| 1,691,400 | 807,685 | 542,775 | 10,902 | 91.34 | 390 | 800 | 1,190 | 3,735 | 14,511 | 2,201 | ..... | 1.7 | 3.5 | 5.2 | 16.4 | 63.6 | 9.6 | ..... | 33 |
| 4,386,715 | 1,485,400 | 870,115 | 15,226 | 95.46 | 280 | 495 | 830 | 2,455 | 11,943 | 23,261 | ..... | 0.7 | 1.3 | 2.1 | 6.3 | 30.4 | 59.2 | ..... | 34 |
| 2,336,913 | 867,323 | 564,382 | 17,180 | 86.72 | 80 | 180 | 230 | 885 | 3,891 | 12,153 | 86 | 0.5 | 1.0 | 1.3 | 5.1 | 22.2 | 69.4 | 0.5 | 35 |
| 2,880,315 | 910,015 | 563,933 | 20,401 | 85.68 | 30 | 70 | 130 | 536 | 2,315 | 11,183 | 2,921 | 0.2 | 0.4 | 0.8 | 3.1 | 13.5 | 65.1 | 17.0 | 36 |
| 7,094,551 | 2,050,011 | 1,453,836 | 25,347 | 74.58 | 55 | 85 | 160 | 545 | 2,491 | 8,971 | 17,179 | 0.2 | 0.3 | 0.5 | 1.8 | 8.4 | 30.4 | 58.3 | 37 |
| 2,093,759 | 508,644 | 413,115 | 35,660 | 55.61 | 10 | 5 | 16 | 30 | 135 | 492 | 3,824 | 0.2 | 0.1 | 0.4 | 0.7 | 3.0 | 10.9 | 84.8 | 38 |
| 690,917 | 138,224 | 118,126 | 74,676 | 47.43 | ..... | 1 | 1 | 4 | 8 | 22 | 557 | ..... | 0.2 | 0.2 | 0.7 | 1.3 | 3.7 | 93.9 | 39 |
| 26,049,147 | 8,793,952 | 2,344,254 | 27,563 | 160.98 | 9,076 | 5,744 | 5,276 | 11,789 | 52,414 | 82,756 | 24,121 | 4.7 | 3.0 | 2.8 | 6.2 | 27.4 | 43.3 | 12.6 | 40 |
| 18,026 | 14,630 | 1,135 | 5,691 | 1,179.97 | 3,757 | ..... | ..... | ..... | ..... | ..... | ..... | 100.0 | ..... | ..... | ..... | ..... | ..... | ..... | 41 |
| 80,137 | 66,412 | 12,833 | 6,919 | 381.25 | 3,727 | 2,123 | 250 | ..... | ..... | ..... | ..... | 61.1 | 34.8 | 4.1 | ..... | ..... | ..... | ..... | 42 |
| 167,098 | 114,482 | 29,910 | 8,085 | 200.40 | 831 | 1,860 | 2,116 | 1,240 | ..... | ..... | ..... | 13.7 | 30.8 | 35.0 | 20.5 | ..... | ..... | ..... | 43 |
| 170,230 | 110,855 | 33,605 | 9,458 | 161.71 | 285 | 665 | 885 | 1,910 | 460 | ..... | ..... | 6.8 | 15.8 | 21.0 | 45.4 | 10.9 | ..... | ..... | 44 |
| 1,290,566 | 471,776 | 98,448 | 13,909 | 167.51 | 271 | 585 | 1,181 | 5,115 | 13,480 | ..... | ..... | 1.3 | 2.8 | 5.7 | 24.8 | 65.3 | ..... | ..... | 45 |
| 2,593,145 | 875,369 | 207,970 | 19,107 | 160.38 | 100 | 295 | 461 | 2,100 | 20,738 | 4,766 | ..... | 0.4 | 1.0 | 1.6 | 7.4 | 72.9 | 16.7 | ..... | 46 |
| 6,230,833 | 1,699,324 | 322,749 | 27,550 | 172.27 | 65 | 135 | 215 | 921 | 10,984 | 36,289 | ..... | 0.1 | 0.3 | 0.4 | 1.9 | 22.6 | 74.7 | ..... | 47 |
| 3,395,179 | 1,119,103 | 294,188 | 30,978 | 156.18 | 10 | 31 | 90 | 272 | 3,698 | 18,140 | 141 | (2) | 0.1 | 0.4 | 1.2 | 16.5 | 81.0 | 0.6 | 48 |
| 3,705,246 | 1,131,000 | 276,265 | 38,629 | 162.56 | 10 | 25 | 32 | 130 | 1,613 | 13,729 | 4,292 | 0.1 | 0.1 | 0.2 | 0.7 | 8.1 | 69.2 | 21.6 | 49 |
| 6,996,204 | 2,457,611 | 777,785 | 50,064 | 151.18 | 20 | 25 | 41 | 91 | 1,364 | 9,482 | 17,045 | 0.1 | 0.1 | 0.1 | 0.3 | 4.9 | 33.8 | 60.7 | 50 |
| 1,172,579 | 593,065 | 236,010 | 76,687 | 124.00 | ..... | ..... | 5 | 10 | 74 | 342 | 2,402 | ..... | ..... | 0.2 | 0.4 | 2.6 | 12.1 | 84.8 | 51 |
| 229,904 | 140,325 | 53,356 | 164,519 | 114.86 | ..... | ..... | ..... | ..... | 3 | 8 | 241 | ..... | ..... | ..... | ..... | 1.2 | 3.2 | 95.6 | 52 |
| 18,811,441 | 16,893,264 | 8,514,532 | 9,781 | 63.73 | 24,757 | 26,571 | 22,568 | 34,603 | 46,413 | 27,978 | 9,350 | 12.9 | 13.8 | 11.7 | 18.0 | 24.1 | 14.6 | 4.9 | 53 |
| 26,857 | 30,440 | 3,705 | 3,940 | 789.23 | 3,479 | ..... | ..... | ..... | ..... | ..... | ..... | 100.0 | ..... | ..... | ..... | ..... | ..... | ..... | 54 |
| 206,332 | 167,307 | 48,705 | 4,317 | 232.94 | 5,887 | 4,217 | 1,781 | ..... | ..... | ..... | ..... | 49.5 | 35.5 | 15.0 | ..... | ..... | ..... | ..... | 55 |
| 483,101 | 456,175 | 186,805 | 3,845 | 96.31 | 5,541 | 5,210 | 2,735 | 3,320 | ..... | ..... | ..... | 33.0 | 31.0 | 16.3 | 19.8 | ..... | ..... | ..... | 56 |
| 439,735 | 404,355 | 162,508 | 5,024 | 83.73 | 2,220 | 2,940 | 2,500 | 2,505 | 1,020 | ..... | ..... | 19.8 | 26.3 | 22.4 | 22.4 | 9.1 | ..... | ..... | 57 |
| 1,478,320 | 1,342,155 | 567,476 | 5,784 | 70.36 | 3,545 | 5,985 | 5,465 | 7,966 | 5,465 | ..... | ..... | 12.5 | 21.1 | 19.2 | 28.0 | 19.2 | ..... | ..... | 58 |
| 2,096,249 | 1,822,111 | 792,606 | 7,719 | 64.92 | 1,790 | 3,720 | 4,450 | 8,201 | 10,227 | 1,482 | ..... | 6.0 | 12.5 | 14.9 | 27.5 | 34.2 | 5.0 | ..... | 59 |
| 2,419,911 | 2,100,371 | 990,385 | 9,450 | 59.93 | 1,140 | 2,175 | 2,540 | 5,325 | 10,816 | 4,318 | ..... | 4.3 | 8.3 | 9.7 | 20.2 | 41.1 | 16.4 | ..... | 60 |
| 1,943,667 | 1,612,659 | 783,259 | 11,718 | 59.18 | 486 | 960 | 1,120 | 2,690 | 6,717 | 4,984 | 95 | 2.9 | 5.6 | 6.6 | 15.8 | 39.4 | 29.2 | 0.6 | 61 |
| 1,866,047 | 1,519,227 | 721,823 | 14,249 | 60.16 | 255 | 601 | 682 | 1,730 | 4,485 | 5,125 | 533 | 1.9 | 4.5 | 5.1 | 12.9 | 33.4 | 38.2 | 4.0 | 62 |
| 5,117,817 | 4,340,338 | 2,289,531 | 19,342 | 56.60 | 330 | 626 | 1,115 | 2,434 | 6,642 | 10,315 | 5,229 | 1.2 | 2.3 | 4.2 | 9.1 | 24.9 | 38.6 | 19.6 | 63 |
| 2,008,527 | 2,008,079 | 1,192,938 | 35,068 | 54.34 | 75 | 125 | 160 | 386 | 903 | 1,540 | 2,851 | 1.2 | 2.1 | 2.6 | 6.4 | 15.0 | 25.5 | 47.2 | 64 |
| 724,878 | 1,090,047 | 774,791 | 78,547 | 48.69 | 9 | 12 | 20 | 46 | 138 | 214 | 642 | 0.8 | 1.1 | 1.9 | 4.3 | 12.8 | 19.8 | 59.4 | 65 |
| 27,634,958 | 12,263,837 | 785,826 | 18,011 | 28.89 | 481 | 515 | 445 | 966 | 3,705 | 13,249 | 44,611 | 0.8 | 0.8 | 0.7 | 1.5 | 5.8 | 20.7 | 69.7 | 66 |
| 795 | 700 | 90 | 4,183 | 863.48 | 160 | ..... | ..... | ..... | ..... | ..... | ..... | 100.0 | ..... | ..... | ..... | ..... | ..... | ..... | 67 |
| 4,600 | 4,065 | 395 | 3,738 | 228.21 | 180 | 130 | 35 | ..... | ..... | ..... | ..... | 52.2 | 37.7 | 10.1 | ..... | ..... | ..... | ..... | 68 |
| 7,610 | 6,420 | 2,500 | 3,840 | 100.67 | 35 | 100 | 85 | 70 | ..... | ..... | ..... | 12.1 | 34.5 | 29.3 | 24.1 | ..... | ..... | ..... | 69 |
| 7,170 | 5,390 | 1,540 | 3,192 | 55.71 | 15 | 35 | 40 | 45 | 55 | ..... | ..... | 7.9 | 18.4 | 21.1 | 23.7 | 28.9 | ..... | ..... | 70 |
| 30,745 | 12,770 | 4,205 | 4,019 | 50.30 | 30 | 40 | 50 | 140 | 255 | ..... | ..... | 5.8 | 7.8 | 9.7 | 27.2 | 49.5 | ..... | ..... | 71 |
| 50,010 | 23,700 | 7,145 | 5,602 | 47.18 | 5 | 30 | 45 | 145 | 235 | 130 | ..... | 0.8 | 5.1 | 7.6 | 24.6 | 39.8 | 22.0 | ..... | 72 |
| 568,680 | 124,695 | 27,920 | 6,948 | 43.46 | 15 | 95 | 95 | 220 | 1,535 | 2,475 | ..... | 0.3 | 2.1 | 2.1 | 5.0 | 34.6 | 55.8 | ..... | 73 |
| 191,615 | 50,825 | 20,650 | 8,796 | 43.81 | 5 | 5 | 30 | 65 | 245 | 870 | 40 | 0.4 | 0.4 | 2.4 | 5.2 | 19.4 | 69.0 | 3.2 | 74 |
| 395,420 | 83,565 | 17,295 | 10,852 | 45.42 | 5 | 20 | 30 | 40 | 185 | 1,465 | 325 | 0.2 | 1.0 | 1.4 | 1.9 | 8.9 | 70.8 | 15.7 | 75 |
| 6,984,680 | 1,695,120 | 206,690 | 13,886 | 35.89 | 25 | 35 | 20 | 180 | 850 | 6,561 | 15,546 | 0.1 | 0.2 | 0.1 | 0.8 | 3.7 | 28.3 | 67.0 | 76 |
| 11,339,304 | 3,827,553 | 266,486 | 20,629 | 29.07 | 5 | 15 | 10 | 50 | 285 | 1,495 | 20,243 | (2) | 0.1 | (2) | 0.2 | 1.3 | 6.8 | 91.6 | 77 |
| 8,054,329 | 6,429,034 | 230,910 | 36,359 | 21.94 | 1 | 10 | 5 | 11 | 60 | 253 | 8,457 | (2) | 0.1 | 0.1 | 0.1 | 0.7 | 2.9 | 96.1 | 78 |

## Table 10.—NUMBER OF FARMS, ALL LAND IN FARMS, VALUE OF FARMS, AND SPECIFIED CLASSES OF LAND

[Data are based on reports for

| | Region, division, State, and size group | Number of farms, 1950 | All land in farms, 1950 (acres) | Cropland harvested, 1949 | | | Cropland used only for pasture, 1949 (acres) | Cropland not harvested and not pastured, 1949 (acres) | | | Woodland pastured, 1949 (acres) | Woodland not pastured, 1949 (acres) | Other pasture (not cropland and not woodland), 1949 (acres) | Other land (house lots, roads, wasteland, etc.), 1949 (acres) |
|---|---|---|---|---|---|---|---|---|---|---|---|---|---|---|
| | | | | Farms reporting | Acres | Percent of all land in farms | | Total | Cultivated summer fallow[1] | Other | | | | |
| | THE NORTH—WEST NORTH CENTRAL—Continued | | | | | | | | | | | | | |
| 1 | **South Dakota** | 66,331 | 44,586,538 | 63,539 | 17,629,826 | 39.5 | 822,274 | 1,425,500 | 428,859 | 996,641 | 408,364 | 148,742 | 22,704,926 | 1,446,906 |
| 2 | Under 10 acres | 1,350 | 6,190 | 380 | 1,275 | 20.6 | 430 | 90 | 25 | 65 | 70 | 55 | 1,035 | 3,235 |
| 3 | 10-29 | 1,196 | 19,545 | 590 | 5,630 | 28.8 | 1,605 | 330 | 45 | 285 | 395 | 415 | 5,895 | 5,275 |
| 4 | 30-49 | 922 | 35,773 | 697 | 13,055 | 36.5 | 2,020 | 350 | ..... | 350 | 1,835 | 215 | 13,135 | 5,163 |
| 5 | 50-69 | 560 | 32,660 | 435 | 14,140 | 43.3 | 1,430 | 680 | 160 | 520 | 915 | 265 | 11,470 | 3,760 |
| 6 | 70-99 | 1,593 | 131,272 | 1,462 | 80,668 | 61.5 | 6,295 | 1,920 | 425 | 1,495 | 3,055 | 1,300 | 26,204 | 11,830 |
| 7 | 100-139 | 1,527 | 181,249 | 1,416 | 118,130 | 65.2 | 6,155 | 3,455 | 465 | 2,990 | 4,125 | 800 | 37,180 | 11,404 |
| 8 | 140-179 | 8,750 | 1,396,526 | 8,594 | 985,848 | 70.6 | 50,337 | 34,155 | 9,685 | 24,470 | 17,610 | 4,815 | 213,903 | 89,858 |
| 9 | 180-219 | 2,972 | 589,055 | 2,917 | 426,000 | 72.3 | 20,215 | 15,055 | 4,475 | 10,580 | 9,780 | 2,520 | 79,875 | 35,610 |
| 10 | 220-259 | 4,988 | 1,193,176 | 4,983 | 880,550 | 73.8 | 38,807 | 23,420 | 6,960 | 16,460 | 11,055 | 5,535 | 162,475 | 71,334 |
| 11 | 260-499 | 21,979 | 8,066,314 | 21,824 | 5,461,949 | 67.7 | 206,393 | 264,879 | 84,745 | 180,134 | 61,398 | 36,385 | 1,591,930 | 143,380 |
| 12 | 500-999 | 11,781 | 8,231,912 | 11,666 | 4,605,666 | 55.9 | 170,109 | 419,794 | 121,950 | 297,844 | 76,165 | 35,032 | 2,596,513 | 328,633 |
| 13 | 1,000 and over | 8,713 | 24,702,866 | 8,575 | 5,036,915 | 20.4 | 318,478 | 661,372 | 199,924 | 461,448 | 221,961 | 61,405 | 17,965,311 | 437,424 |
| 14 | **Nebraska** | 107,174 | 47,330,568 | 101,127 | 19,387,069 | 41.0 | 1,377,361 | 2,976,325 | 1,965,776 | 1,010,549 | 565,403 | 211,766 | 21,348,992 | 1,463,652 |
| 15 | Under 10 acres | 4,507 | 19,978 | 1,633 | 5,539 | 27.7 | 2,660 | 515 | 140 | 375 | 185 | 120 | 2,615 | 8,344 |
| 16 | 10-29 | 3,388 | 56,162 | 2,107 | 20,444 | 36.4 | 6,327 | 1,890 | 530 | 1,360 | 1,449 | 527 | 13,268 | 12,257 |
| 17 | 30-49 | 2,240 | 85,982 | 1,626 | 38,455 | 44.7 | 8,985 | 2,675 | 470 | 2,205 | 2,870 | 630 | 22,558 | 9,809 |
| 18 | 50-69 | 1,341 | 78,357 | 1,131 | 37,565 | 47.9 | 8,240 | 2,585 | 635 | 1,950 | 1,750 | 480 | 20,145 | 7,592 |
| 19 | 70-99 | 5,599 | 458,409 | 5,346 | 299,040 | 65.2 | 28,024 | 18,510 | 6,020 | 12,490 | 6,875 | 3,150 | 67,531 | 35,279 |
| 20 | 100-139 | 5,297 | 626,683 | 5,176 | 430,198 | 68.6 | 28,853 | 24,545 | 5,605 | 18,940 | 9,725 | 2,865 | 89,937 | 40,560 |
| 21 | 140-179 | 20,774 | 3,320,116 | 20,550 | 2,340,747 | 70.5 | 166,510 | 137,643 | 45,775 | 91,868 | 38,908 | 18,855 | 427,813 | 189,640 |
| 22 | 180-219 | 7,849 | 1,552,837 | 7,779 | 1,095,280 | 70.5 | 74,521 | 63,100 | 19,490 | 43,610 | 26,720 | 11,875 | 195,258 | 86,083 |
| 23 | 220-259 | 11,441 | 2,726,774 | 11,386 | 1,911,882 | 70.1 | 113,520 | 123,760 | 40,980 | 82,780 | 40,279 | 19,945 | 378,359 | 139,029 |
| 24 | 260-499 | 26,933 | 9,571,792 | 26,727 | 5,775,028 | 60.3 | 350,762 | 723,205 | 405,648 | 317,557 | 142,990 | 59,230 | 2,106,421 | 414,156 |
| 25 | 500-999 | 10,580 | 7,300,303 | 10,494 | 3,134,921 | 42.9 | 202,829 | 838,513 | 616,773 | 221,740 | 104,516 | 35,234 | 2,749,979 | 234,311 |
| 26 | 1,000 and over | 7,225 | 21,533,175 | 7,172 | 4,297,970 | 20.0 | 386,130 | 1,039,384 | 823,710 | 215,674 | 189,136 | 58,855 | 15,275,108 | 286,592 |
| 27 | **Kansas** | 131,372 | 48,583,101 | 117,940 | 21,507,150 | 44.3 | 1,534,810 | 6,396,977 | 3,975,197 | 2,421,780 | 744,794 | 453,487 | 16,212,313 | 1,733,570 |
| 28 | Under 10 acres | 7,774 | 33,870 | 2,141 | 6,301 | 18.6 | 3,360 | 1,245 | 185 | 1,060 | 410 | 165 | 7,515 | 14,874 |
| 29 | 10-29 | 6,202 | 103,275 | 3,326 | 28,035 | 27.1 | 9,884 | 4,390 | 1,020 | 3,370 | 3,740 | 2,115 | 35,515 | 19,596 |
| 30 | 30-49 | 4,586 | 176,802 | 3,146 | 57,865 | 32.7 | 13,535 | 9,305 | 1,695 | 7,610 | 8,490 | 2,815 | 64,990 | 19,802 |
| 31 | 50-69 | 3,147 | 185,521 | 2,371 | 64,545 | 34.8 | 11,085 | 9,425 | 1,490 | 7,935 | 10,040 | 4,755 | 68,261 | 17,410 |
| 32 | 70-99 | 8,641 | 704,579 | 7,826 | 314,085 | 44.6 | 45,485 | 45,685 | 10,105 | 35,580 | 28,815 | 9,360 | 208,540 | 52,609 |
| 33 | 100-139 | 6,966 | 820,458 | 6,521 | 389,608 | 47.5 | 42,610 | 53,260 | 13,820 | 39,440 | 35,614 | 14,550 | 230,633 | 54,183 |
| 34 | 140-179 | 17,216 | 2,730,965 | 16,724 | 1,453,101 | 53.2 | 116,481 | 214,345 | 75,465 | 138,880 | 77,780 | 33,145 | 679,208 | 156,905 |
| 35 | 180-219 | 7,431 | 1,472,050 | 7,261 | 795,955 | 54.1 | 62,415 | 100,110 | 26,905 | 73,205 | 44,985 | 22,790 | 359,115 | 86,680 |
| 36 | 220-259 | 10,384 | 2,474,832 | 10,238 | 1,357,609 | 54.9 | 102,187 | 189,145 | 59,440 | 129,705 | 54,657 | 33,450 | 613,584 | 124,200 |
| 37 | 260-499 | 33,870 | 12,371,562 | 33,584 | 6,601,312 | 53.4 | 419,248 | 1,270,706 | 600,115 | 670,591 | 213,635 | 146,678 | 3,196,618 | 523,365 |
| 38 | 500-999 | 17,486 | 12,077,409 | 17,289 | 5,631,424 | 46.6 | 321,991 | 1,822,850 | 1,150,699 | 672,151 | 146,307 | 98,771 | 3,660,115 | 395,951 |
| 39 | 1,000 and over | 7,669 | 15,431,778 | 7,513 | 4,807,310 | 31.2 | 386,529 | 2,676,511 | 2034,258 | 642,253 | 120,321 | 84,893 | 7,088,219 | 267,995 |
| | THE SOUTH—SOUTH ATLANTIC | | | | | | | | | | | | | |
| 40 | **Delaware** | 7,452 | 855,410 | 6,503 | 386,079 | 45.1 | 77,846 | 75,390 | (1) | 75,390 | 12,642 | 203,253 | 28,656 | 71,544 |
| 41 | Under 10 acres | 892 | 4,619 | 350 | 1,560 | 33.8 | 265 | 352 | (1) | 352 | 30 | 715 | 70 | 1,627 |
| 42 | 10-29 | 1,047 | 19,169 | 863 | 7,543 | 39.3 | 1,430 | 2,510 | (1) | 2,510 | 215 | 3,760 | 340 | 3,371 |
| 43 | 30-49 | 923 | 35,727 | 827 | 15,957 | 44.7 | 2,886 | 5,936 | (1) | 5,936 | 565 | 6,078 | 850 | 3,455 |
| 44 | 50-69 | 724 | 43,841 | 660 | 18,895 | 43.1 | 3,431 | 6,645 | (1) | 6,645 | 1,145 | 9,209 | 995 | 3,521 |
| 45 | 70-99 | 887 | 73,579 | 871 | 35,497 | 48.2 | 6,160 | 7,247 | (1) | 7,247 | 860 | 17,235 | 2,225 | 4,355 |
| 46 | 100-139 | 903 | 104,625 | 872 | 49,169 | 47.0 | 9,684 | 9,637 | (1) | 9,637 | 1,065 | 24,762 | 5,122 | 5,186 |
| 47 | 140-179 | 697 | 107,928 | 682 | 51,824 | 48.0 | 9,845 | 9,565 | (1) | 9,565 | 2,365 | 23,473 | 4,370 | 6,486 |
| 48 | 180-219 | 434 | 85,785 | 433 | 40,913 | 47.7 | 9,438 | 5,645 | (1) | 5,645 | 905 | 21,511 | 2,446 | 4,927 |
| 49 | 220-259 | 279 | 65,824 | 279 | 32,409 | 49.2 | 6,213 | 5,815 | (1) | 5,815 | 2,465 | 14,139 | 1,560 | 3,223 |
| 50 | 260-499 | 515 | 175,239 | 515 | 83,095 | 47.4 | 19,344 | 8,887 | (1) | 8,887 | 2,342 | 42,856 | 5,053 | 13,662 |
| 51 | 500-999 | 115 | 79,455 | 115 | 27,279 | 34.3 | 6,559 | 7,387 | (1) | 7,387 | 485 | 22,851 | 3,590 | 11,304 |
| 52 | 1,000 and over | 36 | 59,619 | 36 | 21,938 | 36.8 | 2,591 | 5,764 | (1) | 5,764 | 200 | 16,664 | 2,035 | 10,427 |
| 53 | **Maryland** | 36,162 | 4,113,684 | 31,308 | 1,558,843 | 37.9 | 454,247 | 307,637 | (1) | 307,637 | 158,097 | 1,023,626 | 348,306 | 262,928 |
| 54 | Under 10 acres | 4,521 | 23,224 | 2,272 | 7,062 | 30.4 | 2,540 | 2,878 | (1) | 2,878 | 540 | 1,965 | 1,460 | 6,779 |
| 55 | 10-29 | 5,847 | 102,565 | 4,629 | 37,720 | 36.8 | 10,867 | 13,730 | (1) | 13,730 | 2,345 | 16,630 | 6,294 | 14,979 |
| 56 | 30-49 | 3,819 | 147,146 | 3,316 | 50,893 | 34.6 | 15,881 | 20,433 | (1) | 20,433 | 5,704 | 31,370 | 9,590 | 13,275 |
| 57 | 50-69 | 3,336 | 195,614 | 3,084 | 71,634 | 36.6 | 22,589 | 21,212 | (1) | 21,212 | 9,311 | 41,723 | 15,688 | 13,457 |
| 58 | 70-99 | 3,844 | 321,474 | 3,687 | 126,495 | 39.3 | 34,196 | 32,410 | (1) | 32,410 | 12,865 | 69,318 | 26,922 | 19,258 |
| 59 | 100-139 | 4,787 | 558,956 | 4,591 | 229,651 | 41.1 | 63,083 | 45,228 | (1) | 45,228 | 25,655 | 112,862 | 52,440 | 30,037 |
| 60 | 140-179 | 3,289 | 519,797 | 3,189 | 213,657 | 41.1 | 57,335 | 39,281 | (1) | 39,281 | 22,701 | 106,200 | 54,603 | 26,020 |
| 61 | 180-219 | 2,050 | 403,692 | 1,975 | 165,158 | 40.9 | 46,446 | 24,929 | (1) | 24,929 | 13,370 | 90,365 | 42,310 | 21,114 |
| 62 | 220-259 | 1,447 | 345,543 | 1,417 | 132,912 | 38.5 | 40,400 | 22,124 | (1) | 22,124 | 14,350 | 86,861 | 25,890 | 23,006 |
| 63 | 260-499 | 2,427 | 826,789 | 2,371 | 320,747 | 38.8 | 94,068 | 48,931 | (1) | 48,931 | 30,660 | 217,864 | 69,670 | 44,849 |
| 64 | 500-999 | 663 | 435,187 | 648 | 141,483 | 32.5 | 43,771 | 26,935 | (1) | 26,935 | 14,550 | 148,645 | 26,469 | 33,334 |
| 65 | 1,000 and over | 132 | 233,697 | 129 | 61,431 | 26.3 | 23,071 | 9,546 | (1) | 9,546 | 6,046 | 99,823 | 16,970 | 16,810 |
| 66 | **Virginia** | 150,823 | 15,622,584 | 128,842 | 3,343,051 | 21.4 | 1,583,197 | 897,646 | (1) | 897,646 | 1,357,185 | 5,376,985 | 2,385,483 | 679,037 |
| 67 | Under 10 acres | 19,066 | 104,158 | 10,778 | 34,934 | 33.5 | 12,845 | 7,872 | (1) | 7,872 | 2,640 | 7,225 | 14,150 | 24,492 |
| 68 | 10-29 | 31,064 | 562,659 | 24,873 | 196,024 | 34.8 | 61,320 | 46,749 | (1) | 46,749 | 29,805 | 100,510 | 72,522 | 55,729 |
| 69 | 30-49 | 19,563 | 754,766 | 17,098 | 216,985 | 28.7 | 82,665 | 59,480 | (1) | 59,480 | 56,405 | 184,010 | 103,930 | 51,291 |
| 70 | 50-69 | 16,041 | 933,227 | 14,499 | 237,761 | 25.5 | 102,894 | 67,690 | (1) | 67,690 | 82,270 | 262,526 | 129,475 | 50,611 |
| 71 | 70-99 | 16,779 | 1,396,433 | 15,545 | 322,206 | 23.1 | 151,176 | 95,761 | (1) | 95,761 | 127,250 | 431,399 | 204,190 | 64,451 |
| 72 | 100-139 | 16,561 | 1,916,598 | 15,668 | 424,480 | 22.1 | 200,750 | 126,950 | (1) | 126,950 | 180,140 | 627,367 | 275,134 | 81,777 |
| 73 | 140-179 | 9,464 | 1,483,172 | 8,952 | 311,848 | 21.0 | 146,201 | 91,495 | (1) | 91,495 | 135,822 | 526,008 | 212,740 | 59,058 |
| 74 | 180-219 | 6,145 | 1,219,030 | 5,903 | 259,815 | 21.3 | 125,215 | 74,135 | (1) | 74,135 | 106,398 | 421,735 | 182,259 | 49,473 |
| 75 | 220-259 | 3,991 | 949,522 | 3,845 | 190,541 | 20.1 | 89,511 | 59,813 | (1) | 59,813 | 79,760 | 349,074 | 145,080 | 35,743 |
| 76 | 260-499 | 8,479 | 2,936,911 | 8,161 | 582,316 | 19.8 | 292,240 | 146,902 | (1) | 146,902 | 267,456 | 1,089,649 | 465,652 | 92,696 |
| 77 | 500-999 | 2,848 | 1,898,561 | 2,724 | 346,012 | 18.2 | 189,666 | 62,286 | (1) | 62,286 | 178,715 | 741,053 | 319,577 | 61,252 |
| 78 | 1,000 and over | 822 | 1,467,547 | 796 | 220,129 | 15.0 | 128,714 | 58,513 | (1) | 58,513 | 110,524 | 636,429 | 260,774 | 52,464 |

See footnotes at end of table.

## ACCORDING TO USE, BY SIZE OF FARM; BY DIVISIONS AND STATES: CENSUS OF 1950—Continued

only a sample of farms. See text]

| Cropland total, 1949 (acres) | Land pastured total, 1949 (acres) | Woodland total, 1949 (acres) | Value of land and buildings, 1950 (dollars) | | Farms by acres of cropland harvested, 1949 | | | | | | | | | | | | | |
|---|---|---|---|---|---|---|---|---|---|---|---|---|---|---|---|---|---|---|
| | | | | | Number | | | | | | | Percent distribution | | | | | | |
| | | | Average per farm | Average per acre | 1-9 acres | 10-19 acres | 20-29 acres | 30-49 acres | 50-99 acres | 100-199 acres | 200 acres and over | 1-9 acres | 10-19 acres | 20-29 acres | 30-49 acres | 50-99 acres | 100-199 acres | 200 acres and over | |
| 19,877,600 | 23,935,564 | 557,106 | 20,740 | 31.40 | 1,066 | 814 | 641 | 1,245 | 5,099 | 18,871 | 35,803 | 1.7 | 1.3 | 1.0 | 2.0 | 8.0 | 29.7 | 56.3 | 1 |
| 1,795 | 1,535 | 125 | 5,104 | 1,054.28 | 380 | ..... | ..... | ..... | ..... | ..... | ..... | 100.0 | ..... | ..... | ..... | ..... | ..... | ..... | 2 |
| 7,565 | 7,895 | 810 | 4,903 | 298.84 | 320 | 225 | 45 | ..... | ..... | ..... | ..... | 54.2 | 38.1 | 7.6 | ..... | ..... | ..... | ..... | 3 |
| 15,425 | 16,990 | 2,050 | 5,284 | 137.95 | 175 | 200 | 157 | 165 | ..... | ..... | ..... | 25.1 | 28.7 | 22.5 | 23.7 | ..... | ..... | ..... | 4 |
| 16,250 | 13,815 | 1,180 | 5,604 | 95.93 | 45 | 70 | 95 | 125 | 100 | ..... | ..... | 10.3 | 16.1 | 21.8 | 28.7 | 23.0 | ..... | ..... | 5 |
| 88,883 | 35,554 | 4,355 | 8,847 | 106.59 | 40 | 95 | 65 | 271 | 991 | ..... | ..... | 2.7 | 6.5 | 4.4 | 18.5 | 67.8 | ..... | ..... | 6 |
| 127,740 | 47,460 | 4,925 | 10,352 | 87.55 | 20 | 25 | 35 | 105 | 790 | 441 | ..... | 1.4 | 1.8 | 2.5 | 7.4 | 55.8 | 31.1 | ..... | 7 |
| 1,070,340 | 281,850 | 22,425 | 13,474 | 84.50 | 40 | 65 | 65 | 190 | 1,515 | 6,719 | ..... | 0.5 | 0.8 | 0.8 | 2.2 | 17.6 | 78.2 | ..... | 8 |
| 461,270 | 109,870 | 12,300 | 17,083 | 85.32 | ..... | 20 | 35 | 30 | 225 | 2,552 | 55 | ..... | 0.7 | 1.2 | 1.0 | 7.7 | 87.5 | 1.9 | 9 |
| 942,777 | 212,337 | 16,590 | 19,671 | 82.39 | ..... | 10 | 5 | 25 | 175 | 3,396 | 1,372 | ..... | 0.2 | 0.1 | 0.5 | 3.5 | 68.2 | 27.5 | 10 |
| 5,933,221 | 1,859,721 | 97,783 | 20,276 | 55.59 | 30 | 75 | 60 | 135 | 605 | 3,888 | 17,031 | 0.1 | 0.3 | 0.3 | 0.6 | 2.8 | 17.8 | 78.0 | 11 |
| 5,195,569 | 2,842,787 | 111,197 | 23,051 | 32.47 | 10 | 10 | 35 | 115 | 340 | 971 | 10,185 | 0.1 | 0.1 | 0.3 | 1.0 | 2.9 | 8.3 | 87.3 | 12 |
| 6,016,765 | 18,505,750 | 283,366 | 38,248 | 14.08 | 6 | 19 | 44 | 84 | 358 | 904 | 7,160 | 0.1 | 0.2 | 0.5 | 1.0 | 4.2 | 10.5 | 83.5 | 13 |
| 23,740,755 | 23,291,756 | 777,169 | 25,939 | 57.58 | 3,272 | 1,868 | 1,565 | 2,913 | 14,667 | 43,394 | 33,448 | 3.2 | 1.8 | 1.5 | 2.9 | 14.5 | 42.9 | 33.1 | 14 |
| 8,714 | 5,460 | 305 | 4,872 | 1,056.15 | 1,633 | ..... | ..... | ..... | ..... | ..... | ..... | 100.0 | ..... | ..... | ..... | ..... | ..... | ..... | 15 |
| 28,661 | 21,044 | 1,976 | 5,791 | 345.54 | 1,167 | 805 | 135 | ..... | ..... | ..... | ..... | 55.4 | 38.2 | 6.4 | ..... | ..... | ..... | ..... | 16 |
| 50,115 | 34,413 | 3,500 | 6,294 | 163.62 | 175 | 396 | 535 | 520 | ..... | ..... | ..... | 10.8 | 24.4 | 32.9 | 32.0 | ..... | ..... | ..... | 17 |
| 48,390 | 30,135 | 2,230 | 8,341 | 139.62 | 75 | 185 | 215 | 436 | 220 | ..... | ..... | 6.6 | 16.4 | 19.0 | 38.5 | 19.5 | ..... | ..... | 18 |
| 345,574 | 102,430 | 10,025 | 11,392 | 135.42 | 91 | 211 | 321 | 916 | 3,807 | ..... | ..... | 1.7 | 3.9 | 6.0 | 17.1 | 71.2 | ..... | ..... | 19 |
| 483,596 | 128,515 | 12,590 | 15,589 | 129.07 | 31 | 70 | 121 | 270 | 3,256 | 1,428 | ..... | 0.6 | 1.4 | 2.3 | 5.2 | 62.9 | 27.6 | ..... | 20 |
| 2,644,900 | 633,231 | 57,763 | 18,947 | 117.65 | 30 | 111 | 75 | 367 | 4,261 | 15,706 | ..... | 0.1 | 0.5 | 0.4 | 1.8 | 20.7 | 76.4 | ..... | 21 |
| 1,232,901 | 296,499 | 38,595 | 24,443 | 122.72 | 30 | 35 | 20 | 75 | 730 | 6,779 | 110 | 0.4 | 0.4 | 0.3 | 1.0 | 9.4 | 87.1 | 1.4 | 22 |
| 2,149,162 | 532,158 | 60,224 | 26,251 | 109.32 | 15 | ..... | 40 | 80 | 637 | 7,808 | 2,806 | 0.1 | ..... | 0.4 | 0.7 | 5.6 | 68.6 | 24.6 | 23 |
| 6,848,995 | 2,600,173 | 202,220 | 29,413 | 82.10 | 15 | 45 | 65 | 156 | 1,297 | 9,117 | 16,032 | 0.1 | 0.2 | 0.2 | 0.6 | 4.9 | 34.1 | 60.0 | 24 |
| 4,176,263 | 3,057,324 | 139,750 | 35,427 | 51.26 | 10 | 10 | 25 | 70 | 311 | 1,932 | 8,136 | 0.1 | 0.1 | 0.2 | 0.7 | 3.0 | 18.4 | 77.5 | 25 |
| 5,723,484 | 15,850,374 | 247,991 | 65,030 | 22.12 | ..... | ..... | 13 | 23 | 148 | 624 | 6,364 | ..... | ..... | 0.2 | 0.3 | 2.1 | 8.7 | 88.7 | 26 |
| 29,438,937 | 18,491,917 | 1,198,231 | 24,738 | 66.21 | 6,247 | 4,342 | 4,088 | 8,805 | 22,676 | 34,824 | 36,958 | 5.3 | 3.7 | 3.5 | 7.5 | 19.2 | 29.5 | 31.3 | 27 |
| 10,906 | 11,285 | 575 | 4,558 | 1,040.67 | 2,141 | ..... | ..... | ..... | ..... | ..... | ..... | 100.0 | ..... | ..... | ..... | ..... | ..... | ..... | 28 |
| 42,309 | 49,139 | 5,855 | 5,450 | 320.84 | 2,165 | 940 | 221 | ..... | ..... | ..... | ..... | 65.1 | 28.3 | 6.6 | ..... | ..... | ..... | ..... | 29 |
| 80,705 | 87,015 | 11,305 | 5,522 | 141.64 | 690 | 1,131 | 760 | 565 | ..... | ..... | ..... | 21.9 | 36.0 | 24.2 | 18.0 | ..... | ..... | ..... | 30 |
| 85,055 | 89,386 | 14,795 | 5,936 | 99.56 | 355 | 510 | 505 | 695 | 306 | ..... | ..... | 15.0 | 21.5 | 21.3 | 29.3 | 12.9 | ..... | ..... | 31 |
| 405,255 | 282,840 | 38,175 | 7,468 | 90.67 | 465 | 790 | 1,105 | 3,061 | 2,405 | ..... | ..... | 5.9 | 10.1 | 14.1 | 39.1 | 30.7 | ..... | ..... | 32 |
| 485,478 | 308,857 | 50,164 | 9,362 | 78.21 | 145 | 365 | 485 | 1,465 | 3,451 | 610 | ..... | 2.2 | 5.6 | 7.4 | 22.5 | 52.9 | 9.4 | ..... | 33 |
| 1,783,927 | 873,469 | 110,925 | 12,524 | 78.36 | 145 | 276 | 525 | 1,480 | 8,032 | 6,266 | ..... | 0.9 | 1.7 | 3.1 | 8.8 | 48.0 | 37.5 | ..... | 34 |
| 958,480 | 466,515 | 67,775 | 15,824 | 79.14 | 30 | 55 | 115 | 355 | 2,395 | 4,221 | 90 | 0.4 | 0.8 | 1.6 | 4.9 | 33.0 | 58.1 | 1.2 | 35 |
| 1,648,941 | 770,428 | 88,107 | 18,449 | 77.32 | 50 | 85 | 60 | 365 | 2,090 | 6,578 | 1,010 | 0.5 | 0.8 | 0.6 | 3.6 | 20.4 | 64.3 | 9.9 | 36 |
| 8,291,266 | 3,829,501 | 360,313 | 26,726 | 72.88 | 55 | 140 | 245 | 600 | 3,265 | 13,475 | 15,804 | 0.2 | 0.4 | 0.7 | 1.8 | 9.7 | 40.1 | 47.1 | 37 |
| 7,776,265 | 4,128,413 | 245,078 | 44,305 | 64.09 | 5 | 40 | 60 | 155 | 591 | 3,057 | 13,381 | (2) | 0.2 | 0.3 | 0.9 | 3.4 | 17.7 | 77.4 | 38 |
| 7,870,350 | 7,595,069 | 205,214 | 99,586 | 50.19 | 1 | 10 | 7 | 64 | 141 | 617 | 6,673 | (2) | 0.1 | 0.1 | 0.9 | 1.9 | 8.2 | 88.8 | 39 |
| 539,315 | 119,144 | 215,895 | 12,561 | 115.01 | 1,214 | 807 | 728 | 1,149 | 1,489 | 873 | 243 | 18.7 | 12.4 | 11.2 | 17.7 | 22.9 | 13.4 | 3.7 | 40 |
| 2,177 | 365 | 745 | 8,334 | 1,699.23 | 350 | ..... | ..... | ..... | ..... | ..... | ..... | 100.0 | ..... | ..... | ..... | ..... | ..... | ..... | 41 |
| 11,483 | 1,985 | 3,975 | 8,315 | 426.05 | 521 | 292 | 50 | ..... | ..... | ..... | ..... | 60.4 | 33.8 | 5.8 | ..... | ..... | ..... | ..... | 42 |
| 24,779 | 4,301 | 6,643 | 7,326 | 192.24 | 183 | 238 | 228 | 178 | ..... | ..... | ..... | 22.1 | 28.8 | 27.6 | 21.5 | ..... | ..... | ..... | 43 |
| 28,971 | 5,571 | 10,354 | 6,782 | 114.75 | 60 | 101 | 187 | 252 | 60 | ..... | ..... | 9.1 | 15.3 | 28.3 | 38.2 | 9.1 | ..... | ..... | 44 |
| 48,904 | 9,245 | 18,095 | 10,564 | 128.94 | 45 | 66 | 140 | 330 | 290 | ..... | ..... | 5.2 | 7.6 | 16.1 | 37.9 | 33.3 | ..... | ..... | 45 |
| 68,490 | 15,871 | 25,827 | 11,991 | 104.18 | 30 | 60 | 66 | 176 | 499 | 41 | ..... | 3.4 | 6.9 | 7.6 | 20.2 | 57.2 | 4.7 | ..... | 46 |
| 71,234 | 16,580 | 25,838 | 13,215 | 84.47 | 10 | 20 | 31 | 130 | 324 | 167 | ..... | 1.5 | 2.9 | 4.5 | 19.1 | 47.5 | 24.5 | ..... | 47 |
| 55,996 | 12,789 | 22,416 | 17,827 | 89.96 | 10 | 5 | 15 | 51 | 147 | 200 | 5 | 2.3 | 1.2 | 3.5 | 11.8 | 33.9 | 46.2 | 1.2 | 48 |
| 44,437 | 10,238 | 16,604 | 18,443 | 78.41 | ..... | 25 | 5 | 16 | 60 | 161 | 12 | ..... | 9.0 | 1.8 | 5.7 | 21.5 | 57.7 | 4.3 | 49 |
| 111,326 | 26,739 | 45,198 | 26,721 | 79.76 | 5 | ..... | 5 | 16 | 98 | 254 | 137 | 1.0 | ..... | 1.0 | 3.1 | 19.0 | 49.3 | 26.6 | 50 |
| 41,225 | 10,634 | 23,336 | 55,739 | 79.31 | ..... | ..... | 1 | ..... | 10 | 48 | 56 | ..... | ..... | 0.9 | ..... | 8.7 | 41.7 | 48.7 | 51 |
| 30,293 | 4,826 | 16,864 | 169,675 | 97.02 | ..... | ..... | ..... | ..... | 1 | 2 | 33 | ..... | ..... | ..... | ..... | 2.8 | 5.6 | 91.7 | 52 |
| 2,320,727 | 960,650 | 1,181,723 | 14,163 | 124.75 | 7,739 | 4,870 | 3,137 | 4,859 | 6,438 | 3,325 | 940 | 24.7 | 15.6 | 10.0 | 15.5 | 20.6 | 10.6 | 3.0 | 53 |
| 12,480 | 4,540 | 2,505 | 6,524 | 1,256.63 | 2,272 | ..... | ..... | ..... | ..... | ..... | ..... | 100.0 | ..... | ..... | ..... | ..... | ..... | ..... | 54 |
| 62,317 | 19,506 | 18,975 | 7,912 | 444.46 | 2,956 | 1,522 | 151 | ..... | ..... | ..... | ..... | 63.6 | 32.9 | 3.3 | ..... | ..... | ..... | ..... | 55 |
| 87,207 | 31,175 | 37,074 | 7,986 | 198.14 | 1,120 | 1,151 | 705 | 340 | ..... | ..... | ..... | 33.8 | 34.7 | 21.3 | 10.3 | ..... | ..... | ..... | 56 |
| 115,435 | 47,588 | 51,034 | 9,052 | 151.12 | 506 | 826 | 770 | 862 | 120 | ..... | ..... | 16.4 | 26.8 | 25.0 | 28.0 | 3.9 | ..... | ..... | 57 |
| 193,101 | 73,983 | 82,183 | 11,814 | 139.01 | 395 | 586 | 557 | 1,288 | 861 | ..... | ..... | 10.7 | 15.9 | 15.1 | 34.9 | 23.4 | ..... | ..... | 58 |
| 337,962 | 141,178 | 138,517 | 14,022 | 116.88 | 240 | 420 | 441 | 1,195 | 2,150 | 145 | ..... | 5.2 | 9.1 | 9.6 | 26.0 | 46.8 | 3.2 | ..... | 59 |
| 310,273 | 134,639 | 128,901 | 16,520 | 102.13 | 120 | 150 | 260 | 505 | 1,527 | 627 | ..... | 3.8 | 4.7 | 8.2 | 15.8 | 47.9 | 19.7 | ..... | 60 |
| 236,533 | 102,126 | 103,735 | 19,211 | 97.37 | 40 | 90 | 70 | 266 | 808 | 701 | ..... | 2.0 | 4.6 | 3.5 | 13.5 | 40.9 | 35.5 | ..... | 61 |
| 195,436 | 80,640 | 101,211 | 25,092 | 104.41 | 50 | 40 | 65 | 205 | 426 | 581 | 50 | 3.5 | 2.8 | 4.6 | 14.5 | 30.1 | 41.0 | 3.5 | 62 |
| 463,746 | 194,398 | 248,524 | 32,768 | 96.40 | 25 | 65 | 90 | 161 | 494 | 1,096 | 440 | 1.1 | 2.7 | 3.8 | 6.8 | 20.8 | 46.2 | 18.6 | 63 |
| 212,189 | 84,790 | 163,195 | 57,730 | 88.83 | 15 | 20 | 26 | 35 | 46 | 149 | 357 | 2.3 | 3.1 | 4.0 | 5.4 | 7.1 | 23.0 | 55.1 | 64 |
| 94,048 | 46,087 | 105,869 | 145,346 | 83.83 | ..... | ..... | 2 | 2 | 6 | 26 | 93 | ..... | ..... | 1.6 | 1.6 | 4.7 | 20.2 | 72.1 | 65 |
| 5,823,894 | 5,325,865 | 6,734,170 | 8,447 | 82.33 | 48,560 | 30,723 | 17,242 | 16,057 | 11,194 | 3,833 | 1,233 | 37.7 | 23.8 | 13.4 | 12.5 | 8.7 | 3.0 | 1.0 | 66 |
| 55,651 | 29,635 | 9,865 | 3,907 | 690.59 | 10,778 | ..... | ..... | ..... | ..... | ..... | ..... | 100.0 | ..... | ..... | ..... | ..... | ..... | ..... | 67 |
| 304,093 | 163,647 | 130,315 | 3,929 | 216.75 | 16,616 | 6,902 | 1,355 | ..... | ..... | ..... | ..... | 66.8 | 27.7 | 5.4 | ..... | ..... | ..... | ..... | 68 |
| 359,130 | 243,000 | 240,415 | 4,755 | 122.13 | 7,977 | 5,671 | 2,085 | 1,365 | ..... | ..... | ..... | 46.7 | 33.2 | 12.2 | 8.0 | ..... | ..... | ..... | 69 |
| 408,345 | 314,639 | 344,796 | 5,628 | 95.01 | 4,836 | 5,201 | 2,501 | 1,541 | 420 | ..... | ..... | 33.4 | 35.9 | 17.2 | 10.6 | 2.9 | ..... | ..... | 70 |
| 569,143 | 482,616 | 558,649 | 6,582 | 78.98 | 3,681 | 4,985 | 3,430 | 2,543 | 906 | ..... | ..... | 23.7 | 32.1 | 22.1 | 16.4 | 5.8 | ..... | ..... | 71 |
| 752,180 | 656,024 | 807,507 | 8,442 | 72.26 | 2,495 | 4,056 | 3,441 | 3,700 | 1,851 | 125 | ..... | 15.9 | 25.9 | 22.0 | 23.6 | 11.8 | 0.8 | ..... | 72 |
| 549,544 | 494,763 | 661,830 | 11,123 | 70.99 | 991 | 1,755 | 1,810 | 2,405 | 1,710 | 281 | ..... | 11.1 | 19.6 | 20.2 | 26.9 | 19.1 | 3.1 | ..... | 73 |
| 459,165 | 413,872 | 528,133 | 14,269 | 71.97 | 435 | 820 | 1,060 | 1,555 | 1,646 | 382 | 5 | 7.4 | 13.9 | 18.0 | 26.3 | 27.9 | 6.5 | 0.1 | 74 |
| 339,865 | 314,351 | 428,834 | 15,393 | 64.96 | 280 | 465 | 560 | 962 | 1,206 | 361 | 11 | 7.3 | 12.1 | 14.6 | 25.0 | 31.4 | 9.4 | 0.3 | 75 |
| 1,021,458 | 1,025,348 | 1,357,105 | 22,410 | 64.49 | 401 | 709 | 815 | 1,627 | 2,622 | 1,707 | 280 | 4.9 | 8.7 | 10.0 | 19.9 | 32.1 | 20.9 | 3.4 | 76 |
| 597,964 | 687,958 | 919,768 | 43,129 | 65.50 | 63 | 147 | 169 | 317 | 697 | 775 | 556 | 2.3 | 5.4 | 6.2 | 11.6 | 25.6 | 28.5 | 20.4 | 77 |
| 407,356 | 500,012 | 746,953 | 108,821 | 59.60 | 7 | 12 | 16 | 42 | 136 | 202 | 381 | 0.9 | 1.5 | 2.0 | 5.3 | 17.1 | 25.4 | 47.9 | 78 |

## Table 10.—NUMBER OF FARMS, ALL LAND IN FARMS, VALUE OF FARMS, AND SPECIFIED CLASSES OF LAND

[Data are based on reports for

| | Region, division, State, and size group | Number of farms, 1950 | All land in farms, 1950 (acres) | Cropland harvested, 1949 | | | Cropland used only for pasture, 1949 (acres) | Cropland not harvested and not pastured, 1949 (acres) | | | Woodland pastured, 1949 (acres) | Woodland not pastured, 1949 (acres) | Other pasture (not cropland and not woodland), 1949 (acres) | Other land (house lots, roads, waste land, etc.), 1949 (acres) |
|---|---|---|---|---|---|---|---|---|---|---|---|---|---|---|
| | | | | Farms reporting | Acres | Percent of all land in farms | | Total | Cultivated summer fallow[1] | Other | | | | |
| | THE SOUTH—SOUTH ATLANTIC—Continued | | | | | | | | | | | | | |
| 1 | **West Virginia** | 81,418 | 8,154,951 | 71,528 | 1,222,079 | 15.0 | 792,357 | 352,674 | (1) | 352,674 | 1,184,874 | 1,963,892 | 2,292,396 | 346,679 |
| 2 | Under 10 acres | 8,852 | 45,937 | 5,641 | 14,467 | 31.5 | 5,880 | 3,575 | (1) | 3,575 | 1,855 | 2,585 | 6,840 | 10,735 |
| 3 | 10-29 | 13,602 | 252,528 | 10,962 | 52,963 | 21.0 | 34,947 | 18,318 | (1) | 18,318 | 27,075 | 35,638 | 57,120 | 26,467 |
| 4 | 30-49 | 11,025 | 429,800 | 9,680 | 77,175 | 18.0 | 51,955 | 28,060 | (1) | 28,060 | 55,810 | 82,315 | 105,660 | 28,825 |
| 5 | 50-69 | 10,155 | 588,045 | 9,205 | 97,120 | 16.5 | 62,365 | 36,835 | (1) | 36,835 | 81,595 | 127,635 | 150,090 | 32,405 |
| 6 | 70-99 | 10,836 | 895,935 | 10,126 | 149,314 | 16.7 | 94,985 | 44,925 | (1) | 44,925 | 130,590 | 189,276 | 243,100 | 43,745 |
| 7 | 100-139 | 10,367 | 1,194,936 | 9,897 | 192,400 | 16.1 | 117,040 | 56,642 | (1) | 56,642 | 170,955 | 266,730 | 335,985 | 55,184 |
| 8 | 140-179 | 5,540 | 866,835 | 5,270 | 134,885 | 15.6 | 77,770 | 41,945 | (1) | 41,945 | 131,685 | 202,365 | 244,725 | 33,460 |
| 9 | 180-219 | 3,574 | 704,775 | 3,479 | 105,976 | 15.0 | 64,780 | 30,860 | (1) | 30,860 | 108,840 | 171,773 | 199,512 | 23,034 |
| 10 | 220-259 | 1,948 | 462,725 | 1,903 | 67,160 | 14.5 | 48,065 | 16,003 | (1) | 16,003 | 70,942 | 104,822 | 138,272 | 17,461 |
| 11 | 260-499 | 3,984 | 1,357,906 | 3,878 | 186,484 | 13.7 | 134,755 | 45,325 | (1) | 45,325 | 174,440 | 385,248 | 392,290 | 39,364 |
| 12 | 500-999 | 1,181 | 758,780 | 1,136 | 88,971 | 11.7 | 63,022 | 21,873 | (1) | 21,873 | 124,985 | 214,652 | 223,459 | 21,818 |
| 13 | 1,000 and over | 354 | 596,749 | 351 | 55,164 | 9.2 | 36,793 | 8,313 | (1) | 8,313 | 106,102 | 180,853 | 195,343 | 14,181 |
| 14 | **North Carolina** | 288,473 | 19,426,054 | 267,094 | 5,832,946 | 30.0 | 756,407 | 1,189,719 | (1) | 1,189,719 | 1,395,083 | 8,296,774 | 1,076,394 | 878,731 |
| 15 | Under 10 acres | 28,255 | 158,118 | 20,997 | 80,238 | 50.7 | 7,280 | 12,226 | (1) | 12,226 | 4,855 | 13,845 | 10,640 | 29,034 |
| 16 | 10-29 | 84,741 | 1,611,808 | 79,054 | 1,002,609 | 62.2 | 53,393 | 92,798 | (1) | 92,798 | 64,240 | 224,132 | 65,991 | 108,645 |
| 17 | 30-49 | 56,006 | 2,129,071 | 53,452 | 1,053,762 | 49.5 | 77,069 | 127,425 | (1) | 127,425 | 122,184 | 523,981 | 113,395 | 111,255 |
| 18 | 50-69 | 36,944 | 2,135,569 | 35,287 | 783,772 | 36.7 | 82,907 | 142,245 | (1) | 142,245 | 150,840 | 747,158 | 124,271 | 104,376 |
| 19 | 70-99 | 30,100 | 2,462,734 | 28,768 | 742,077 | 30.1 | 98,299 | 168,898 | (1) | 168,898 | 182,852 | 1,013,985 | 144,374 | 112,249 |
| 20 | 100-139 | 22,829 | 2,621,479 | 21,812 | 677,233 | 25.8 | 108,989 | 184,295 | (1) | 184,295 | 203,071 | 1,186,210 | 152,330 | 109,351 |
| 21 | 140-179 | 10,935 | 1,710,270 | 10,390 | 372,720 | 21.8 | 65,760 | 113,680 | (1) | 113,680 | 131,765 | 856,735 | 100,280 | 69,330 |
| 22 | 180-219 | 6,243 | 1,229,983 | 5,953 | 256,612 | 20.9 | 45,744 | 74,235 | (1) | 74,235 | 97,959 | 626,380 | 78,217 | 50,836 |
| 23 | 220-259 | 3,551 | 841,597 | 3,255 | 163,311 | 19.4 | 33,033 | 47,250 | (1) | 47,250 | 72,520 | 439,706 | 53,375 | 32,402 |
| 24 | 260-499 | 6,345 | 2,166,337 | 5,891 | 379,649 | 17.5 | 97,083 | 120,221 | (1) | 120,221 | 167,613 | 1,199,538 | 129,556 | 72,677 |
| 25 | 500-999 | 1,934 | 1,272,871 | 1,697 | 185,379 | 14.6 | 47,878 | 59,976 | (1) | 59,976 | 84,042 | 791,628 | 61,194 | 42,774 |
| 26 | 1,000 and over | 590 | 1,086,217 | 538 | 135,584 | 12.5 | 38,972 | 46,470 | (1) | 46,470 | 113,142 | 673,476 | 42,771 | 35,802 |
| 27 | **South Carolina** | 139,195 | 11,918,968 | 129,978 | 3,969,030 | 33.3 | 504,480 | 927,899 | (1) | 927,899 | 1,207,800 | 4,379,984 | 478,183 | 451,592 |
| 28 | Under 10 acres | 12,709 | 70,512 | 10,232 | 46,025 | 65.3 | 1,840 | 4,195 | (1) | 4,195 | 1,285 | 3,601 | 1,245 | 12,321 |
| 29 | 10-29 | 44,672 | 847,004 | 42,499 | 642,230 | 75.8 | 12,815 | 46,900 | (1) | 46,900 | 20,240 | 66,081 | 13,965 | 44,773 |
| 30 | 30-49 | 25,731 | 970,067 | 24,636 | 605,586 | 62.4 | 18,940 | 65,865 | (1) | 65,865 | 49,390 | 160,051 | 28,640 | 41,595 |
| 31 | 50-69 | 15,474 | 890,900 | 14,577 | 428,651 | 48.1 | 25,730 | 75,660 | (1) | 75,660 | 61,110 | 229,514 | 33,275 | 36,960 |
| 32 | 70-99 | 12,713 | 1,046,561 | 12,008 | 399,048 | 38.1 | 33,150 | 96,362 | (1) | 96,362 | 91,088 | 340,617 | 45,290 | 41,006 |
| 33 | 100-139 | 9,788 | 1,123,954 | 9,151 | 352,282 | 31.3 | 41,480 | 108,710 | (1) | 108,710 | 115,025 | 421,642 | 47,615 | 37,200 |
| 34 | 140-179 | 5,591 | 877,093 | 5,242 | 250,553 | 28.6 | 38,320 | 78,808 | (1) | 78,808 | 91,334 | 349,122 | 36,853 | 32,103 |
| 35 | 180-219 | 3,079 | 608,910 | 2,877 | 160,548 | 26.4 | 29,105 | 52,939 | (1) | 52,939 | 64,550 | 252,549 | 28,211 | 21,008 |
| 36 | 220-259 | 1,871 | 444,309 | 1,719 | 107,246 | 24.1 | 19,405 | 37,625 | (1) | 37,625 | 54,520 | 197,483 | 16,730 | 11,300 |
| 37 | 260-499 | 4,459 | 1,557,265 | 4,195 | 356,801 | 22.9 | 83,712 | 129,166 | (1) | 129,166 | 181,508 | 694,070 | 65,479 | 46,529 |
| 38 | 500-999 | 2,109 | 1,440,699 | 1,919 | 300,787 | 20.9 | 85,141 | 97,945 | (1) | 97,945 | 163,348 | 693,479 | 59,056 | 40,943 |
| 39 | 1,000 and over | 999 | 2,041,694 | 923 | 319,273 | 15.6 | 114,842 | 133,724 | (1) | 133,724 | 314,402 | 971,775 | 101,824 | 85,854 |
| 40 | **Georgia** | 198,037 | 25,783,945 | 176,718 | 7,135,852 | 27.7 | 1,284,141 | 2,121,841 | (1) | 2,121,841 | 4,405,147 | 8,848,239 | 1,196,520 | 792,205 |
| 41 | Under 10 acres | 11,951 | 60,370 | 7,080 | 26,503 | 43.9 | 3,098 | 6,200 | (1) | 6,200 | 2,222 | 3,810 | 3,850 | 14,687 |
| 42 | 10-29 | 32,307 | 634,898 | 28,095 | 400,514 | 63.1 | 22,170 | 63,667 | (1) | 63,667 | 32,947 | 54,050 | 24,349 | 37,201 |
| 43 | 30-49 | 34,736 | 1,314,122 | 31,848 | 796,169 | 60.6 | 37,813 | 125,196 | (1) | 125,196 | 78,805 | 172,367 | 51,876 | 51,903 |
| 44 | 50-69 | 28,080 | 1,610,804 | 26,009 | 814,299 | 50.6 | 60,648 | 168,680 | (1) | 168,680 | 147,095 | 288,649 | 71,259 | 60,174 |
| 45 | 70-99 | 24,216 | 1,983,498 | 22,510 | 806,020 | 40.6 | 80,420 | 205,801 | (1) | 205,801 | 229,361 | 499,325 | 94,319 | 68,252 |
| 46 | 100-139 | 23,234 | 2,644,119 | 21,563 | 907,680 | 34.3 | 115,556 | 261,868 | (1) | 261,868 | 356,793 | 785,089 | 130,310 | 86,823 |
| 47 | 140-179 | 12,124 | 1,897,936 | 11,166 | 548,058 | 28.9 | 72,377 | 190,380 | (1) | 190,380 | 291,717 | 638,380 | 93,919 | 63,105 |
| 48 | 180-219 | 8,392 | 1,660,891 | 7,752 | 429,865 | 25.9 | 83,382 | 150,330 | (1) | 150,330 | 288,715 | 594,223 | 73,848 | 40,528 |
| 49 | 220-259 | 4,823 | 1,145,444 | 4,457 | 275,869 | 24.1 | 57,027 | 109,110 | (1) | 109,110 | 198,555 | 418,930 | 54,495 | 31,458 |
| 50 | 260-499 | 11,000 | 3,845,358 | 9,980 | 849,995 | 22.1 | 224,580 | 302,623 | (1) | 302,623 | 680,192 | 1,523,435 | 170,124 | 94,409 |
| 51 | 500-999 | 4,677 | 3,151,450 | 4,135 | 595,102 | 18.9 | 192,463 | 204,334 | (1) | 204,334 | 621,436 | 1,288,649 | 164,645 | 84,821 |
| 52 | 1,000 and over | 2,497 | 5,835,055 | 2,123 | 685,785 | 11.8 | 334,607 | 333,652 | (1) | 333,652 | 1,477,309 | 2,581,332 | 263,526 | 158,844 |
| 53 | **Florida** | 56,843 | 16,537,586 | 44,234 | 1,721,007 | 10.4 | 964,788 | 652,374 | (1) | 652,374 | 7,258,224 | 1,774,145 | 3,382,023 | 785,025 |
| 54 | Under 10 acres | 9,054 | 43,753 | 5,408 | 17,670 | 40.4 | 3,539 | 5,180 | (1) | 5,180 | 2,005 | 2,620 | 910 | 11,829 |
| 55 | 10-29 | 13,110 | 221,785 | 9,929 | 91,373 | 41.2 | 19,675 | 29,553 | (1) | 29,553 | 19,030 | 25,083 | 6,425 | 30,646 |
| 56 | 30-49 | 8,839 | 337,288 | 7,227 | 129,426 | 38.4 | 34,555 | 41,780 | (1) | 41,780 | 41,120 | 53,059 | 8,505 | 28,843 |
| 57 | 50-69 | 4,364 | 251,814 | 3,739 | 96,931 | 38.5 | 24,145 | 31,204 | (1) | 31,204 | 32,515 | 41,293 | 5,840 | 19,886 |
| 58 | 70-99 | 5,504 | 446,830 | 4,764 | 154,409 | 34.6 | 44,485 | 49,916 | (1) | 49,916 | 70,176 | 87,829 | 11,394 | 28,621 |
| 59 | 100-139 | 4,084 | 474,278 | 3,497 | 147,782 | 31.2 | 56,412 | 50,089 | (1) | 50,089 | 81,773 | 96,218 | 17,435 | 24,569 |
| 60 | 140-179 | 3,018 | 475,431 | 2,537 | 135,054 | 28.4 | 57,520 | 53,713 | (1) | 53,713 | 88,930 | 98,452 | 13,545 | 28,217 |
| 61 | 180-219 | 1,793 | 352,167 | 1,525 | 96,056 | 27.3 | 43,089 | 35,238 | (1) | 35,238 | 72,590 | 74,589 | 12,091 | 18,514 |
| 62 | 220-259 | 1,107 | 263,793 | 960 | 73,756 | 28.0 | 31,654 | 26,172 | (1) | 26,172 | 57,692 | 54,173 | 9,714 | 10,632 |
| 63 | 260-499 | 2,728 | 948,554 | 2,304 | 224,240 | 23.6 | 134,663 | 74,938 | (1) | 74,938 | 254,257 | 177,824 | 42,031 | 40,601 |
| 64 | 500-999 | 1,512 | 1,028,896 | 1,239 | 178,460 | 17.3 | 120,506 | 63,729 | (1) | 63,729 | 317,496 | 222,672 | 80,761 | 45,272 |
| 65 | 1,000 and over | 1,730 | 11,692,997 | 1,105 | 375,850 | 3.2 | 394,545 | 190,862 | (1) | 190,862 | 6,220,640 | 840,333 | 3,173,372 | 497,395 |
| | THE SOUTH—EAST SOUTH CENTRAL | | | | | | | | | | | | | |
| 66 | **Kentucky** | 218,237 | 19,534,312 | 198,151 | 5,126,812 | 26.2 | 5,290,564 | 1,281,740 | (1) | 1,281,740 | 1,606,202 | 3,295,518 | 1,689,119 | 1,244,357 |
| 67 | Under 10 acres | 24,173 | 127,443 | 17,203 | 55,750 | 43.7 | 24,150 | 7,355 | (1) | 7,355 | 3,235 | 4,070 | 6,620 | 26,263 |
| 68 | 10-29 | 37,764 | 674,539 | 32,168 | 257,419 | 38.2 | 165,305 | 50,925 | (1) | 50,925 | 36,030 | 56,100 | 46,145 | 62,615 |
| 69 | 30-49 | 28,803 | 1,105,817 | 26,407 | 322,129 | 29.1 | 301,865 | 88,627 | (1) | 88,627 | 79,490 | 144,932 | 87,505 | 81,269 |
| 70 | 50-69 | 27,731 | 1,604,490 | 25,860 | 435,755 | 27.2 | 442,195 | 132,220 | (1) | 132,220 | 126,815 | 229,300 | 129,185 | 109,020 |
| 71 | 70-99 | 30,321 | 2,500,400 | 29,086 | 661,247 | 26.4 | 706,175 | 179,130 | (1) | 179,130 | 203,055 | 362,220 | 221,230 | 167,343 |
| 72 | 100-139 | 29,146 | 3,346,895 | 28,310 | 869,107 | 26.0 | 931,159 | 233,099 | (1) | 233,099 | 278,293 | 519,832 | 303,225 | 212,180 |
| 73 | 140-179 | 15,184 | 2,371,776 | 14,747 | 594,870 | 25.1 | 652,364 | 159,027 | (1) | 159,027 | 214,315 | 390,900 | 212,615 | 147,685 |
| 74 | 180-219 | 9,211 | 1,815,983 | 8,910 | 448,477 | 24.7 | 503,208 | 114,060 | (1) | 114,060 | 160,740 | 318,145 | 168,135 | 103,218 |
| 75 | 220-259 | 4,844 | 1,151,157 | 4,729 | 289,647 | 25.2 | 319,334 | 69,171 | (1) | 69,171 | 95,542 | 203,765 | 107,446 | 66,252 |
| 76 | 260-499 | 8,721 | 2,952,822 | 8,498 | 751,069 | 25.4 | 764,572 | 166,854 | (1) | 166,854 | 251,593 | 594,349 | 258,393 | 165,992 |
| 77 | 500-999 | 1,933 | 1,249,631 | 1,849 | 304,448 | 24.4 | 331,213 | 54,088 | (1) | 54,088 | 103,346 | 295,594 | 96,141 | 64,801 |
| 78 | 1,000 and over | 406 | 633,359 | 384 | 136,894 | 21.6 | 149,024 | 27,184 | (1) | 27,184 | 53,748 | 176,311 | 52,479 | 37,719 |

See footnotes at end of table.

## ACCORDING TO USE, BY SIZE OF FARM; BY DIVISIONS AND STATES: CENSUS OF 1950—Continued

only a sample of farms. See text]

| Cropland total, 1949 (acres) | Land pastured total, 1949 (acres) | Woodland total, 1949 (acres) | Value of land and buildings, 1950 (dollars) | | Farms by acres of cropland harvested, 1949 | | | | | | | | | | | | | |
|---|---|---|---|---|---|---|---|---|---|---|---|---|---|---|---|---|---|---|
| | | | | | Number | | | | | | | Percent distribution | | | | | | |
| | | | Average per farm | Average per acre | 1-9 acres | 10-19 acres | 20-29 acres | 30-49 acres | 50-99 acres | 100-199 acres | 200 acres and over | 1-9 acres | 10-19 acres | 20-29 acres | 30-49 acres | 50-99 acres | 100-199 acres | 200 acres and over | |
| 2,367,110 | 4,269,627 | 3,148,766 | 5,793 | 58.74 | 35,237 | 16,267 | 8,847 | 6,740 | 3,408 | 837 | 192 | 49.3 | 22.7 | 12.4 | 9.4 | 4.8 | 1.2 | 0.3 | 1 |
| 23,922 | 14,575 | 4,440 | 4,273 | 799.45 | 5,641 | ..... | ..... | ..... | ..... | ..... | ..... | 100.0 | ..... | ..... | ..... | ..... | ..... | ..... | 2 |
| 106,228 | 119,142 | 62,713 | 3,928 | 209.81 | 9,717 | 1,195 | 50 | ..... | ..... | ..... | ..... | 88.6 | 10.9 | 0.5 | ..... | ..... | ..... | ..... | 3 |
| 157,190 | 213,425 | 138,125 | 3,687 | 94.59 | 6,600 | 2,560 | 460 | 60 | ..... | ..... | ..... | 68.2 | 26.4 | 4.8 | 0.6 | ..... | ..... | ..... | 4 |
| 196,320 | 294,050 | 209,230 | 3,891 | 66.87 | 4,890 | 3,075 | 1,010 | 205 | 25 | ..... | ..... | 53.1 | 33.4 | 11.0 | 2.2 | 0.3 | ..... | ..... | 5 |
| 289,224 | 468,675 | 319,866 | 4,531 | 54.88 | 3,620 | 3,631 | 1,875 | 915 | 85 | ..... | ..... | 35.7 | 35.9 | 18.5 | 9.0 | 0.8 | ..... | ..... | 6 |
| 366,082 | 623,980 | 437,685 | 5,546 | 48.21 | 2,485 | 3,115 | 2,406 | 1,486 | 390 | 15 | ..... | 25.1 | 31.5 | 24.3 | 15.0 | 3.9 | 0.2 | ..... | 7 |
| 254,600 | 454,180 | 334,050 | 7,173 | 46.03 | 1,020 | 1,240 | 1,300 | 1,195 | 455 | 60 | ..... | 19.4 | 23.5 | 24.7 | 22.7 | 8.6 | 1.1 | ..... | 8 |
| 201,616 | 373,132 | 280,613 | 8,257 | 41.84 | 560 | 680 | 716 | 952 | 480 | 90 | 1 | 16.1 | 19.5 | 20.6 | 27.4 | 13.8 | 2.6 | (2) | 9 |
| 131,228 | 257,279 | 175,764 | 9,394 | 39.47 | 235 | 276 | 355 | 635 | 330 | 71 | 1 | 12.3 | 14.5 | 18.7 | 33.4 | 17.3 | 3.7 | 0.1 | 10 |
| 366,564 | 701,485 | 559,688 | 14,848 | 43.68 | 405 | 405 | 575 | 1,075 | 1,057 | 300 | 61 | 10.4 | 10.4 | 14.8 | 27.7 | 27.3 | 7.7 | 1.6 | 11 |
| 173,866 | 411,466 | 339,637 | 24,416 | 38.01 | 60 | 75 | 95 | 186 | 479 | 187 | 54 | 5.3 | 6.6 | 8.4 | 16.4 | 42.2 | 16.5 | 4.8 | 12 |
| 100,270 | 338,238 | 286,955 | 65,304 | 39.07 | 4 | 15 | 5 | 31 | 107 | 114 | 75 | 1.1 | 4.3 | 1.4 | 8.8 | 30.5 | 32.5 | 21.4 | 13 |
| 7,779,072 | 3,227,884 | 9,691,857 | 6,486 | 98.71 | 75,439 | 80,701 | 53,461 | 39,614 | 14,196 | 2,825 | 858 | 28.2 | 30.2 | 20.0 | 14.8 | 5.3 | 1.1 | 0.3 | 14 |
| 99,744 | 22,775 | 18,700 | 2,924 | 501.88 | 20,997 | ..... | ..... | ..... | ..... | ..... | ..... | 100.0 | ..... | ..... | ..... | ..... | ..... | ..... | 15 |
| 1,148,800 | 183,624 | 288,372 | 3,670 | 189.68 | 27,061 | 37,563 | 14,430 | ..... | ..... | ..... | ..... | 34.2 | 47.5 | 18.3 | ..... | ..... | ..... | ..... | 16 |
| 1,258,256 | 312,648 | 646,165 | 5,202 | 135.18 | 11,717 | 16,385 | 12,705 | 12,645 | ..... | ..... | ..... | 21.9 | 30.7 | 23.8 | 23.7 | ..... | ..... | ..... | 17 |
| 1,008,924 | 358,018 | 897,998 | 6,390 | 110.08 | 6,455 | 10,751 | 8,990 | 6,990 | 2,101 | ..... | ..... | 18.3 | 30.5 | 25.5 | 19.8 | 6.0 | ..... | ..... | 18 |
| 1,009,274 | 425,525 | 1,196,837 | 7,513 | 91.77 | 4,316 | 7,200 | 7,361 | 7,209 | 2,682 | ..... | ..... | 15.0 | 25.0 | 25.6 | 25.1 | 9.3 | ..... | ..... | 19 |
| 970,517 | 464,390 | 1,389,281 | 9,341 | 81.01 | 2,480 | 4,668 | 5,110 | 5,897 | 3,352 | 305 | ..... | 11.4 | 21.4 | 23.4 | 27.0 | 15.4 | 1.4 | ..... | 20 |
| 552,160 | 297,805 | 988,500 | 11,178 | 70.94 | 1,040 | 2,020 | 2,065 | 2,930 | 1,945 | 390 | ..... | 10.0 | 19.4 | 19.9 | 28.2 | 18.7 | 3.8 | ..... | 21 |
| 376,591 | 221,920 | 724,339 | 14,426 | 72.76 | 530 | 931 | 1,113 | 1,581 | 1,335 | 463 | ..... | 8.9 | 15.6 | 18.7 | 26.6 | 22.4 | 7.8 | ..... | 22 |
| 243,594 | 158,928 | 512,226 | 16,502 | 69.66 | 225 | 480 | 556 | 771 | 906 | 260 | 57 | 6.9 | 14.7 | 17.1 | 23.7 | 27.8 | 8.0 | 1.8 | 23 |
| 596,953 | 394,252 | 1,367,151 | 21,735 | 64.02 | 501 | 558 | 914 | 1,330 | 1,435 | 871 | 282 | 8.5 | 9.5 | 15.5 | 22.6 | 24.4 | 14.8 | 4.8 | 24 |
| 293,233 | 193,114 | 875,670 | 39,049 | 59.04 | 100 | 132 | 197 | 209 | 358 | 410 | 291 | 5.9 | 7.8 | 11.6 | 12.3 | 21.1 | 24.2 | 17.1 | 25 |
| 221,026 | 194,885 | 786,618 | 93,766 | 51.26 | 17 | 13 | 20 | 52 | 82 | 126 | 228 | 3.2 | 2.4 | 3.7 | 9.7 | 15.2 | 23.4 | 42.4 | 26 |
| 5,401,409 | 2,190,463 | 5,587,784 | 5,614 | 69.61 | 24,918 | 36,004 | 29,227 | 23,682 | 11,634 | 3,038 | 1,475 | 19.2 | 27.7 | 22.5 | 18.2 | 9.0 | 2.3 | 1.1 | 27 |
| 52,060 | 4,370 | 4,886 | 2,123 | 372.37 | 10,232 | ..... | ..... | ..... | ..... | ..... | ..... | 100.0 | ..... | ..... | ..... | ..... | ..... | ..... | 28 |
| 701,945 | 47,020 | 86,321 | 2,615 | 135.46 | 8,171 | 22,611 | 11,717 | ..... | ..... | ..... | ..... | 19.2 | 53.2 | 27.6 | ..... | ..... | ..... | ..... | 29 |
| 690,391 | 96,970 | 209,441 | 3,731 | 9,817 | 2,590 | 5,425 | 7,311 | 9,310 | ..... | ..... | ..... | 10.5 | 22.0 | 29.7 | 37.8 | ..... | ..... | ..... | 30 |
| 530,041 | 120,115 | 290,624 | 4,970 | 86.20 | 1,365 | 3,006 | 3,690 | 4,420 | 2,096 | ..... | ..... | 9.4 | 20.6 | 25.3 | 30.3 | 14.4 | ..... | ..... | 31 |
| 528,560 | 169,528 | 431,705 | 6,096 | 73.56 | 1,011 | 2,205 | 2,761 | 3,591 | 2,440 | ..... | ..... | 8.4 | 18.4 | 23.0 | 29.9 | 20.3 | ..... | ..... | 32 |
| 502,472 | 204,120 | 536,667 | 7,429 | 64.45 | 666 | 1,365 | 1,780 | 2,870 | 2,235 | 235 | ..... | 7.3 | 14.9 | 19.5 | 31.4 | 24.4 | 2.6 | ..... | 33 |
| 367,681 | 166,507 | 440,456 | 9,292 | 58.71 | 310 | 636 | 790 | 1,455 | 1,595 | 456 | ..... | 5.9 | 12.1 | 15.1 | 27.8 | 30.4 | 8.7 | ..... | 34 |
| 242,592 | 121,866 | 317,099 | 10,027 | 50.67 | 185 | 306 | 450 | 620 | 875 | 436 | 5 | 6.4 | 10.6 | 15.6 | 21.6 | 30.4 | 15.2 | 0.2 | 35 |
| 164,276 | 90,655 | 252,003 | 11,929 | 50.28 | 95 | 105 | 210 | 435 | 555 | 299 | 20 | 5.5 | 6.1 | 12.2 | 25.3 | 32.3 | 17.4 | 1.2 | 36 |
| 569,679 | 330,699 | 875,578 | 17,737 | 50.66 | 195 | 247 | 396 | 682 | 1,366 | 945 | 364 | 4.6 | 5.9 | 9.4 | 16.3 | 32.6 | 22.5 | 8.7 | 37 |
| 483,873 | 307,545 | 856,827 | 33,486 | 50.46 | 80 | 80 | 99 | 243 | 361 | 485 | 571 | 4.2 | 4.2 | 5.2 | 12.7 | 18.8 | 25.3 | 29.8 | 38 |
| 567,839 | 531,068 | 1,286,177 | 89,450 | 44.45 | 18 | 18 | 23 | 56 | 111 | 182 | 515 | 2.0 | 2.0 | 2.5 | 6.1 | 12.0 | 19.7 | 55.8 | 39 |
| 10,541,834 | 6,885,808 | 13,253,386 | 5,323 | 43.25 | 29,653 | 32,528 | 32,295 | 41,175 | 30,141 | 7,879 | 3,047 | 16.8 | 18.4 | 18.3 | 23.3 | 17.1 | 4.5 | 1.7 | 40 |
| 35,801 | 9,170 | 6,032 | 2,746 | 532.72 | 7,080 | ..... | ..... | ..... | ..... | ..... | ..... | 100.0 | ..... | ..... | ..... | ..... | ..... | ..... | 41 |
| 486,351 | 79,466 | 86,997 | 2,336 | 117.80 | 8,090 | 11,710 | 8,295 | ..... | ..... | ..... | ..... | 28.8 | 41.7 | 29.5 | ..... | ..... | ..... | ..... | 42 |
| 959,171 | 168,494 | 251,172 | 2,677 | 70.20 | 4,355 | 5,851 | 7,661 | 13,981 | ..... | ..... | ..... | 13.7 | 18.4 | 24.1 | 43.9 | ..... | ..... | ..... | 43 |
| 1,043,627 | 279,002 | 435,744 | 3,264 | 56.07 | 3,275 | 4,665 | 4,916 | 7,367 | 5,786 | ..... | ..... | 12.6 | 17.9 | 18.9 | 28.3 | 22.2 | ..... | ..... | 44 |
| 1,092,241 | 404,100 | 728,686 | 4,178 | 50.87 | 2,482 | 3,785 | 4,006 | 6,015 | 6,222 | ..... | ..... | 11.0 | 16.8 | 17.8 | 26.7 | 27.6 | ..... | ..... | 45 |
| 1,285,104 | 602,659 | 1,141,882 | 5,233 | 45.98 | 1,766 | 2,880 | 3,323 | 6,297 | 6,365 | 932 | ..... | 8.2 | 13.4 | 15.4 | 29.2 | 29.5 | 4.3 | ..... | 46 |
| 810,815 | 458,013 | 930,097 | 6,303 | 40.24 | 907 | 1,440 | 1,451 | 2,779 | 3,470 | 1,119 | ..... | 8.1 | 12.9 | 13.0 | 24.9 | 31.1 | 10.0 | ..... | 47 |
| 663,577 | 445,945 | 882,938 | 7,372 | 37.22 | 556 | 725 | 985 | 1,806 | 2,604 | 1,041 | 35 | 7.2 | 9.4 | 12.7 | 23.3 | 33.6 | 13.4 | 0.5 | 48 |
| 442,006 | 310,077 | 617,485 | 8,855 | 37.30 | 257 | 452 | 446 | 900 | 1,573 | 752 | 77 | 5.8 | 10.1 | 10.0 | 20.2 | 35.3 | 16.9 | 1.7 | 49 |
| 1,377,198 | 1,074,896 | 2,203,627 | 11,897 | 34.13 | 640 | 756 | 856 | 1,497 | 2,937 | 2,499 | 795 | 6.4 | 7.6 | 8.6 | 15.0 | 29.4 | 25.0 | 8.0 | 50 |
| 991,899 | 978,544 | 1,910,085 | 21,389 | 31.92 | 184 | 195 | 289 | 408 | 923 | 1,105 | 1,031 | 4.4 | 4.7 | 7.0 | 9.9 | 22.3 | 26.7 | 24.9 | 51 |
| 1,354,044 | 2,075,442 | 4,058,641 | 67,624 | 28.64 | 61 | 69 | 67 | 125 | 261 | 431 | 1,109 | 2.9 | 3.3 | 3.2 | 5.9 | 12.3 | 20.3 | 52.2 | 52 |
| 3,338,169 | 11,605,035 | 9,032,369 | 15,437 | 57.61 | 16,362 | 7,965 | 5,499 | 6,072 | 5,137 | 2,139 | 1,060 | 37.0 | 18.0 | 12.4 | 13.7 | 11.6 | 4.8 | 2.4 | 53 |
| 26,389 | 6,454 | 4,625 | 6,151 | 1,269.98 | 5,408 | ..... | ..... | ..... | ..... | ..... | ..... | 100.0 | ..... | ..... | ..... | ..... | ..... | ..... | 54 |
| 140,601 | 45,130 | 44,113 | 7,535 | 439.09 | 5,740 | 3,297 | 892 | ..... | ..... | ..... | ..... | 57.8 | 33.2 | 9.0 | ..... | ..... | ..... | ..... | 55 |
| 205,761 | 84,180 | 94,179 | 7,544 | 198.54 | 2,176 | 1,816 | 1,737 | 1,498 | ..... | ..... | ..... | 30.1 | 25.1 | 24.0 | 20.7 | ..... | ..... | ..... | 56 |
| 152,280 | 62,500 | 73,808 | 9,193 | 159.33 | 761 | 806 | 646 | 1,076 | 450 | ..... | ..... | 20.4 | 21.6 | 17.3 | 28.8 | 12.0 | ..... | ..... | 57 |
| 248,810 | 126,055 | 158,005 | 9,027 | 110.74 | 755 | 810 | 808 | 1,271 | 1,120 | ..... | ..... | 15.8 | 17.0 | 17.0 | 26.7 | 23.5 | ..... | ..... | 58 |
| 254,283 | 155,620 | 177,991 | 11,471 | 98.13 | 511 | 425 | 516 | 780 | 996 | 269 | ..... | 14.6 | 12.2 | 14.8 | 22.3 | 28.5 | 7.7 | ..... | 59 |
| 246,287 | 159,995 | 187,382 | 12,737 | 80.54 | 261 | 266 | 371 | 540 | 733 | 366 | ..... | 10.3 | 10.5 | 14.6 | 21.3 | 28.9 | 14.4 | ..... | 60 |
| 174,383 | 127,770 | 147,179 | 17,965 | 91.54 | 141 | 125 | 161 | 300 | 502 | 263 | 33 | 9.2 | 8.2 | 10.6 | 19.7 | 32.9 | 17.2 | 2.2 | 61 |
| 131,582 | 99,060 | 111,865 | 23,855 | 99.64 | 75 | 55 | 85 | 115 | 367 | 212 | 51 | 7.8 | 5.7 | 8.9 | 12.0 | 38.2 | 22.1 | 5.3 | 62 |
| 433,841 | 430,951 | 432,081 | 30,310 | 86.89 | 241 | 158 | 145 | 268 | 609 | 595 | 288 | 10.5 | 6.9 | 6.3 | 11.6 | 26.4 | 25.8 | 12.5 | 63 |
| 362,695 | 518,763 | 540,168 | 51,547 | 75.79 | 137 | 101 | 62 | 128 | 235 | 280 | 296 | 11.1 | 8.2 | 5.0 | 10.3 | 19.0 | 22.6 | 23.9 | 64 |
| 961,257 | 9,788,557 | 7,060,973 | 178,422 | 25.08 | 156 | 106 | 76 | 96 | 125 | 154 | 392 | 14.1 | 9.6 | 6.9 | 8.7 | 11.3 | 13.9 | 35.5 | 65 |
| 11,699,116 | 8,585,885 | 4,901,720 | 7,148 | 80.77 | 72,258 | 45,464 | 27,642 | 27,089 | 18,498 | 5,590 | 1,610 | 36.5 | 22.9 | 13.9 | 13.7 | 9.3 | 2.8 | 0.8 | 66 |
| 87,255 | 34,005 | 7,305 | 2,492 | 475.12 | 17,203 | ..... | ..... | ..... | ..... | ..... | ..... | 100.0 | ..... | ..... | ..... | ..... | ..... | ..... | 67 |
| 473,649 | 247,480 | 92,130 | 3,045 | 167.37 | 20,613 | 9,615 | 1,940 | ..... | ..... | ..... | ..... | 64.1 | 29.9 | 6.0 | ..... | ..... | ..... | ..... | 68 |
| 712,621 | 468,860 | 224,422 | 3,794 | 97.96 | 12,530 | 8,530 | 3,621 | 1,726 | ..... | ..... | ..... | 47.4 | 32.3 | 13.7 | 6.5 | ..... | ..... | ..... | 69 |
| 1,010,170 | 698,195 | 356,115 | 4,519 | 77.54 | 8,450 | 8,245 | 5,470 | 3,165 | 530 | ..... | ..... | 32.7 | 31.9 | 21.2 | 12.2 | 2.0 | ..... | ..... | 70 |
| 1,546,552 | 1,130,460 | 565,275 | 6,083 | 73.47 | 6,280 | 8,015 | 6,585 | 6,180 | 2,026 | ..... | ..... | 21.6 | 27.6 | 22.6 | 21.2 | 7.0 | ..... | ..... | 71 |
| 2,033,365 | 1,512,677 | 798,125 | 8,039 | 69.85 | 4,051 | 6,081 | 5,365 | 7,760 | 4,788 | 265 | ..... | 14.3 | 21.5 | 19.0 | 27.4 | 16.9 | 0.9 | ..... | 72 |
| 1,406,261 | 1,079,294 | 605,215 | 10,525 | 67.52 | 1,410 | 2,565 | 2,320 | 3,906 | 3,836 | 710 | ..... | 9.6 | 17.4 | 15.7 | 26.5 | 26.0 | 4.8 | ..... | 73 |
| 1,065,745 | 832,083 | 478,885 | 13,352 | 67.66 | 811 | 1,110 | 1,095 | 2,061 | 2,881 | 942 | 10 | 9.1 | 12.5 | 12.3 | 23.1 | 32.3 | 10.6 | 0.1 | 74 |
| 678,152 | 522,322 | 299,307 | 16,958 | 71.50 | 295 | 496 | 525 | 952 | 1,591 | 840 | 30 | 6.2 | 10.5 | 11.1 | 20.1 | 33.6 | 17.8 | 0.6 | 75 |
| 1,682,495 | 1,274,558 | 845,942 | 25,467 | 75.76 | 486 | 696 | 637 | 1,177 | 2,463 | 2,306 | 733 | 5.7 | 8.2 | 7.5 | 13.9 | 29.0 | 27.1 | 8.6 | 76 |
| 689,749 | 530,700 | 398,940 | 53,293 | 82.89 | 116 | 104 | 72 | 145 | 333 | 475 | 604 | 6.3 | 5.6 | 3.9 | 7.8 | 18.0 | 25.7 | 32.7 | 77 |
| 313,102 | 255,251 | 230,059 | 158,683 | 104.90 | 13 | 7 | 12 | 17 | 50 | 52 | 233 | 3.4 | 1.8 | 3.1 | 4.4 | 13.0 | 13.5 | 60.7 | 78 |

## Table 10.—NUMBER OF FARMS, ALL LAND IN FARMS, VALUE OF FARMS, AND SPECIFIED CLASSES OF LAND

[Data are based on reports for

| | Region, division, State, and size group | Number of farms, 1950 | All land in farms, 1950 (acres) | Cropland harvested, 1949 | | | Cropland used only for pasture, 1949 (acres) | Cropland not harvested and not pastured, 1949 (acres) | | | Woodland pastured, 1949 (acres) | Woodland not pastured, 1949 (acres) | Other pasture (not cropland and not woodland, 1949 (acres) | Other land (house lots, roads, wasteland, etc.), 1949 (acres) |
|---|---|---|---|---|---|---|---|---|---|---|---|---|---|---|
| | | | | Farms reporting | Acres | Percent of all land in farms | | Total | Cultivated summer fallow[1] | Other | | | | |
| | THE SOUTH—EAST SOUTH CENTRAL—Continued | | | | | | | | | | | | | |
| 1 | **Tennessee** | 231,524 | 18,591,207 | 205,141 | 5,631,457 | 30.3 | 2,898,898 | 1,455,420 | (1) | 1,455,420 | 1,906,571 | 3,955,439 | 1,658,237 | 1,085,185 |
| 2 | Under 10 acres | 24,070 | 131,026 | 14,794 | 49,333 | 37.7 | 21,605 | 10,022 | (1) | 10,022 | 3,610 | 5,955 | 11,413 | 29,088 |
| 3 | 10-29 | 53,650 | 1,000,617 | 45,922 | 510,709 | 51.0 | 142,067 | 77,685 | (1) | 77,685 | 44,855 | 74,985 | 67,139 | 83,177 |
| 4 | 30-49 | 36,658 | 1,396,381 | 33,267 | 580,060 | 41.5 | 219,719 | 122,275 | (1) | 122,275 | 98,400 | 162,965 | 117,195 | 95,767 |
| 5 | 50-69 | 28,805 | 1,665,263 | 26,799 | 604,503 | 36.3 | 282,180 | 144,325 | (1) | 144,325 | 133,295 | 239,625 | 153,345 | 107,990 |
| 6 | 70-99 | 29,073 | 2,394,036 | 27,626 | 790,444 | 33.0 | 395,975 | 213,016 | (1) | 213,016 | 236,450 | 398,603 | 213,590 | 145,958 |
| 6 | 100-139 | 24,268 | 2,794,754 | 23,306 | 851,295 | 30.5 | 450,507 | 245,235 | (1) | 245,235 | 298,610 | 533,320 | 250,510 | 165,277 |
| 8 | 140-179 | 13,109 | 2,052,756 | 12,581 | 558,081 | 27.2 | 319,839 | 169,233 | (1) | 169,233 | 228,368 | 456,114 | 202,316 | 118,805 |
| 9 | 180-219 | 7,405 | 1,455,690 | 7,097 | 384,512 | 26.4 | 227,050 | 115,095 | (1) | 115,095 | 179,670 | 328,980 | 140,668 | 79,715 |
| 10 | 220-259 | 4,224 | 1,001,673 | 4,052 | 260,182 | 26.0 | 151,535 | 72,814 | (1) | 72,814 | 127,860 | 240,971 | 101,258 | 47,953 |
| 11 | 260-499 | 7,933 | 2,682,604 | 7,495 | 653,160 | 24.3 | 404,150 | 184,901 | (1) | 184,901 | 327,911 | 729,434 | 253,867 | 129,181 |
| 12 | 500-999 | 1,886 | 1,244,195 | 1,791 | 268,961 | 21.6 | 185,801 | 61,758 | (1) | 61,758 | 129,575 | 446,317 | 100,822 | 50,961 |
| 13 | 1,000 and over | 443 | 772,212 | 411 | 120,217 | 15.6 | 98,470 | 39,061 | (1) | 39,061 | 97,967 | 338,170 | 46,114 | 32,213 |
| 14 | **Alabama** | 211,361 | 20,931,188 | 189,869 | 5,766,095 | 27.5 | 1,595,450 | 1,371,123 | (1) | 1,371,123 | 3,726,699 | 6,011,543 | 1,725,751 | 734,527 |
| 15 | Under 10 acres | 17,318 | 91,577 | 11,443 | 45,813 | 50.0 | 5,130 | 6,956 | (1) | 6,956 | 4,195 | 3,364 | 5,017 | 21,102 |
| 16 | 10-29 | 47,375 | 897,898 | 42,644 | 588,818 | 65.6 | 36,668 | 66,223 | (1) | 66,223 | 51,829 | 50,640 | 38,259 | 65,461 |
| 17 | 30-49 | 46,728 | 1,777,886 | 43,433 | 996,251 | 56.0 | 78,815 | 131,984 | (1) | 131,984 | 171,828 | 218,401 | 92,507 | 88,100 |
| 18 | 50-69 | 23,632 | 1,364,035 | 22,214 | 669,862 | 49.1 | 64,543 | 102,472 | (1) | 102,472 | 164,323 | 225,015 | 76,735 | 61,085 |
| 19 | 70-99 | 26,705 | 2,169,378 | 25,057 | 830,924 | 38.3 | 120,991 | 174,970 | (1) | 174,970 | 326,082 | 510,395 | 120,395 | 85,021 |
| 20 | 100-139 | 17,868 | 2,058,086 | 16,615 | 649,711 | 31.6 | 125,350 | 164,785 | (1) | 164,785 | 338,538 | 585,792 | 119,665 | 74,245 |
| 21 | 140-179 | 10,178 | 1,598,235 | 9,387 | 401,225 | 25.1 | 108,876 | 120,486 | (1) | 120,486 | 296,433 | 522,628 | 93,665 | 54,922 |
| 22 | 180-219 | 5,878 | 1,153,997 | 5,389 | 269,862 | 23.4 | 84,467 | 85,980 | (1) | 85,980 | 225,114 | 374,605 | 74,930 | 39,039 |
| 23 | 220-259 | 3,069 | 728,499 | 2,815 | 158,519 | 21.8 | 53,310 | 56,990 | (1) | 56,990 | 132,120 | 259,782 | 42,813 | 24,965 |
| 24 | 260-499 | 7,422 | 2,564,386 | 6,513 | 456,094 | 17.8 | 208,924 | 164,158 | (1) | 164,158 | 536,756 | 932,951 | 188,909 | 76,594 |
| 25 | 500-999 | 3,326 | 2,248,932 | 2,783 | 305,013 | 13.6 | 228,535 | 109,264 | (1) | 109,264 | 484,648 | 812,824 | 250,466 | 58,182 |
| 26 | 1,000 and over | 1,862 | 4,278,279 | 1,576 | 394,003 | 9.2 | 479,841 | 186,855 | (1) | 186,855 | 994,833 | 1,515,146 | 622,390 | 85,211 |
| 27 | **Mississippi** | 251,286 | 20,818,632 | 229,480 | 6,130,336 | 29.4 | 1,598,351 | 1,261,921 | (1) | 1,261,921 | 4,519,772 | 4,074,163 | 2,278,561 | 955,528 |
| 28 | Under 10 acres | 24,192 | 146,486 | 19,132 | 109,119 | 74.5 | 4,355 | 5,080 | (1) | 5,080 | 2,615 | 1,880 | 6,268 | 17,169 |
| 29 | 10-29 | 87,032 | 1,525,390 | 82,175 | 1,223,551 | 80.2 | 36,689 | 63,830 | (1) | 63,830 | 51,458 | 31,082 | 48,220 | 70,560 |
| 30 | 30-49 | 42,453 | 1,601,361 | 39,325 | 860,055 | 53.7 | 91,455 | 96,670 | (1) | 96,670 | 214,125 | 126,415 | 127,600 | 85,041 |
| 31 | 50-69 | 21,501 | 1,250,230 | 19,830 | 494,455 | 39.5 | 84,210 | 78,875 | (1) | 78,875 | 235,980 | 141,445 | 149,100 | 66,165 |
| 32 | 70-99 | 25,520 | 2,082,521 | 23,598 | 598,746 | 28.8 | 163,380 | 135,655 | (1) | 135,655 | 497,070 | 321,825 | 260,384 | 105,461 |
| 33 | 100-139 | 17,618 | 2,034,331 | 16,017 | 469,469 | 23.1 | 172,310 | 130,130 | (1) | 130,130 | 528,599 | 385,408 | 253,729 | 94,686 |
| 34 | 140-179 | 11,349 | 1,781,216 | 10,194 | 341,709 | 19.2 | 153,425 | 112,009 | (1) | 112,009 | 494,647 | 380,607 | 216,861 | 81,958 |
| 35 | 180-219 | 5,350 | 1,052,429 | 4,872 | 192,802 | 18.3 | 88,897 | 60,770 | (1) | 60,770 | 299,005 | 243,152 | 126,870 | 40,933 |
| 36 | 220-259 | 3,402 | 804,367 | 3,062 | 131,573 | 16.4 | 67,300 | 52,050 | (1) | 52,050 | 230,470 | 178,670 | 110,045 | 34,259 |
| 37 | 260-499 | 7,724 | 2,673,724 | 6,736 | 456,200 | 17.1 | 240,283 | 174,009 | (1) | 174,009 | 675,642 | 684,461 | 323,402 | 119,727 |
| 38 | 500-999 | 3,415 | 2,345,713 | 2,979 | 497,770 | 21.2 | 206,183 | 143,599 | (1) | 143,599 | 544,504 | 586,972 | 268,888 | 97,797 |
| 39 | 1,000 and over | 1,730 | 3,520,864 | 1,560 | 754,887 | 21.4 | 289,864 | 209,244 | (1) | 209,244 | 745,657 | 992,246 | 387,194 | 141,772 |
| | THE SOUTH—WEST SOUTH CENTRAL | | | | | | | | | | | | | |
| 40 | **Arkansas** | 182,386 | 18,867,915 | 154,971 | 5,947,250 | 31.5 | 2,486,043 | 1,236,516 | (1) | 1,236,516 | 3,239,040 | 3,536,366 | 1,592,859 | 829,841 |
| 41 | Under 10 acres | 16,279 | 91,848 | 9,588 | 50,883 | 55.4 | 10,427 | 3,211 | (1) | 3,211 | 3,465 | 1,510 | 6,643 | 15,709 |
| 42 | 10-29 | 39,595 | 690,927 | 33,543 | 473,832 | 68.6 | 58,826 | 32,655 | (1) | 32,655 | 33,150 | 23,665 | 34,110 | 34,689 |
| 43 | 30-49 | 31,895 | 1,233,390 | 26,800 | 568,845 | 46.1 | 167,795 | 84,290 | (1) | 84,290 | 136,130 | 114,855 | 89,675 | 71,800 |
| 44 | 50-69 | 14,967 | 869,967 | 13,031 | 362,140 | 41.6 | 122,590 | 60,027 | (1) | 60,027 | 109,522 | 93,555 | 75,834 | 46,299 |
| 45 | 70-99 | 25,442 | 2,072,703 | 22,466 | 702,175 | 33.9 | 316,415 | 139,175 | (1) | 139,175 | 321,442 | 312,835 | 182,740 | 97,921 |
| 46 | 100-139 | 17,965 | 2,096,124 | 16,324 | 636,858 | 30.4 | 328,182 | 134,950 | (1) | 134,950 | 366,610 | 342,242 | 191,136 | 96,146 |
| 47 | 140-179 | 12,107 | 1,901,974 | 11,033 | 503,023 | 26.4 | 293,846 | 115,364 | (1) | 115,364 | 377,655 | 354,511 | 182,625 | 74,950 |
| 48 | 180-219 | 6,656 | 1,311,704 | 6,044 | 324,839 | 24.8 | 196,896 | 83,410 | (1) | 83,410 | 267,700 | 260,598 | 128,250 | 50,011 |
| 49 | 220-259 | 4,460 | 1,054,415 | 4,118 | 278,148 | 26.4 | 150,955 | 62,501 | (1) | 62,501 | 195,690 | 218,512 | 107,200 | 41,409 |
| 50 | 260-499 | 8,579 | 2,957,762 | 7,919 | 761,032 | 25.7 | 401,786 | 178,403 | (1) | 178,403 | 612,306 | 636,844 | 251,744 | 115,647 |
| 51 | 500-999 | 3,190 | 2,142,391 | 2,954 | 641,998 | 30.0 | 214,143 | 148,739 | (1) | 148,739 | 406,088 | 468,750 | 170,948 | 91,725 |
| 52 | 1,000 and over | 1,251 | 2,444,710 | 1,151 | 643,477 | 26.3 | 224,182 | 193,791 | (1) | 193,791 | 409,282 | 708,489 | 171,954 | 93,535 |
| 53 | **Louisiana** | 124,022 | 11,200,024 | 99,238 | 3,126,468 | 27.9 | 1,829,671 | 708,083 | (1) | 708,083 | 1,786,898 | 1,951,963 | 1,176,211 | 620,730 |
| 54 | Under 10 acres | 15,010 | 79,501 | 8,377 | 37,508 | 47.2 | 9,112 | 3,995 | (1) | 3,995 | 2,800 | 2,905 | 5,155 | 18,026 |
| 55 | 10-29 | 42,029 | 772,772 | 35,490 | 481,990 | 62.4 | 70,612 | 41,930 | (1) | 41,930 | 40,529 | 38,325 | 37,730 | 61,656 |
| 56 | 30-49 | 26,141 | 988,552 | 21,991 | 457,353 | 46.3 | 125,728 | 64,445 | (1) | 64,445 | 101,275 | 96,325 | 76,875 | 66,551 |
| 57 | 50-69 | 9,975 | 574,953 | 8,253 | 211,644 | 36.8 | 86,127 | 39,030 | (1) | 39,030 | 76,481 | 78,037 | 49,315 | 34,319 |
| 58 | 70-99 | 10,175 | 829,688 | 8,322 | 228,318 | 27.5 | 129,759 | 67,240 | (1) | 67,240 | 137,905 | 147,355 | 74,626 | 44,485 |
| 59 | 100-139 | 6,441 | 748,743 | 5,221 | 181,216 | 24.2 | 114,455 | 61,970 | (1) | 61,970 | 135,806 | 140,607 | 78,659 | 36,030 |
| 60 | 140-179 | 3,781 | 595,075 | 3,039 | 138,300 | 23.2 | 110,695 | 50,125 | (1) | 50,125 | 105,580 | 111,095 | 50,595 | 28,685 |
| 61 | 180-219 | 2,036 | 404,531 | 1,666 | 102,806 | 25.4 | 69,501 | 28,419 | (1) | 28,419 | 62,925 | 89,276 | 34,545 | 17,059 |
| 62 | 220-259 | 1,532 | 362,848 | 1,188 | 82,921 | 22.9 | 73,581 | 22,154 | (1) | 22,154 | 59,275 | 67,615 | 37,100 | 20,202 |
| 63 | 260-499 | 3,696 | 1,282,699 | 2,999 | 310,203 | 24.2 | 242,703 | 98,041 | (1) | 98,041 | 216,695 | 224,593 | 129,963 | 60,501 |
| 64 | 500-999 | 1,884 | 1,281,359 | 1,540 | 321,042 | 25.1 | 273,516 | 80,642 | (1) | 80,642 | 172,414 | 216,873 | 157,425 | 59,447 |
| 65 | 1,000 and over | 1,322 | 3,279,303 | 1,152 | 573,167 | 17.5 | 523,882 | 150,092 | (1) | 150,092 | 675,213 | 738,957 | 444,223 | 173,769 |
| 66 | **Oklahoma** | 142,168 | 35,877,063 | 115,834 | 11,885,247 | 33.1 | 2,354,145 | 1,790,238 | 491,831 | 1,298,407 | 5,011,693 | 873,667 | 12,608,759 | 1,353,314 |
| 67 | Under 10 acres | 7,715 | 34,450 | 2,325 | 6,955 | 20.2 | 4,220 | 1,180 | 160 | 1,020 | 1,675 | 295 | 6,970 | 13,155 |
| 68 | 10-29 | 10,317 | 175,710 | 5,261 | 42,940 | 24.4 | 26,470 | 10,645 | 935 | 9,710 | 23,985 | 5,415 | 41,860 | 24,395 |
| 69 | 30-49 | 11,303 | 438,916 | 7,383 | 114,011 | 26.0 | 72,820 | 24,765 | 3,565 | 21,200 | 79,105 | 13,715 | 96,045 | 38,455 |
| 70 | 50-69 | 6,776 | 392,140 | 4,981 | 112,600 | 28.7 | 55,145 | 23,990 | 2,795 | 21,195 | 71,175 | 15,190 | 84,600 | 29,440 |
| 71 | 70-99 | 15,682 | 1,270,625 | 12,477 | 379,783 | 29.9 | 169,510 | 75,407 | 10,820 | 64,587 | 236,090 | 46,600 | 283,255 | 79,980 |
| 72 | 100-139 | 12,236 | 1,417,460 | 10,480 | 453,005 | 32.0 | 173,080 | 92,750 | 14,660 | 78,090 | 253,425 | 50,735 | 311,715 | 82,750 |
| 73 | 140-179 | 24,194 | 3,837,987 | 21,969 | 1,521,260 | 39.6 | 314,423 | 233,330 | 40,335 | 192,995 | 580,725 | 117,475 | 885,846 | 184,926 |
| 74 | 180-219 | 7,855 | 1,546,170 | 7,175 | 542,505 | 35.1 | 161,615 | 100,020 | 17,025 | 82,995 | 251,945 | 50,775 | 371,815 | 67,495 |
| 75 | 220-259 | 8,071 | 1,919,819 | 7,626 | 762,540 | 39.7 | 154,820 | 126,300 | 22,030 | 104,270 | 274,925 | 49,560 | 467,950 | 83,724 |
| 76 | 260-499 | 24,717 | 8,817,470 | 23,712 | 3,737,805 | 42.4 | 494,050 | 472,165 | 103,945 | 368,220 | 1,074,495 | 220,615 | 2,465,405 | 352,935 |
| 77 | 500-999 | 9,303 | 6,344,068 | 8,812 | 2,471,329 | 39.0 | 329,012 | 344,123 | 107,078 | 237,045 | 783,055 | 123,730 | 2,105,851 | 186,968 |
| 78 | 1,000 and over | 3,999 | 9,682,248 | 3,633 | 1,740,514 | 18.0 | 398,980 | 285,563 | 168,483 | 117,080 | 1,381,093 | 179,562 | 5,487,447 | 209,089 |

See footnotes at end of table.

## ACCORDING TO USE, BY SIZE OF FARM; BY DIVISIONS AND STATES: CENSUS OF 1950—Continued

only a sample of farms. See text]

| Cropland total, 1949 (acres) | Land pastured total, 1949 (acres) | Woodland total, 1949 (acres) | Value of land and buildings, 1950 (dollars) | | Farms by acres of cropland harvested, 1949 | | | | | | | | | | | | | |
|---|---|---|---|---|---|---|---|---|---|---|---|---|---|---|---|---|---|---|
| | | | | | Number | | | | | | | Percent distribution | | | | | | |
| | | | Average per farm | Average per acre | 1-9 acres | 10-19 acres | 20-29 acres | 30-49 acres | 50-99 acres | 100-199 acres | 200 acres and over | 1-9 acres | 10-19 acres | 20-29 acres | 30-49 acres | 50-99 acres | 100-199 acres | 200 acres and over | |
| 9,985,775 | 6,463,706 | 5,862,010 | 6,123 | 77.23 | 56,128 | 49,268 | 36,774 | 35,652 | 20,586 | 5,476 | 1,257 | 27.4 | 24.0 | 17.9 | 17.4 | 10.0 | 2.7 | 0.6 | 1 |
| 80,960 | 36,628 | 9,565 | 3,113 | 565.02 | 14,794 | ..... | ..... | ..... | ..... | ..... | ..... | 100.0 | ..... | ..... | ..... | ..... | ..... | ..... | 2 |
| 730,461 | 254,061 | 119,840 | 2,968 | 155.11 | 20,387 | 18,500 | 7,035 | ..... | ..... | ..... | ..... | 44.4 | 40.3 | 15.3 | ..... | ..... | ..... | ..... | 3 |
| 922,054 | 435,314 | 261,365 | 3,951 | 103.13 | 9,255 | 10,490 | 7,690 | 5,832 | ..... | ..... | ..... | 27.8 | 31.5 | 23.1 | 17.5 | ..... | ..... | ..... | 4 |
| 1,031,008 | 568,820 | 372,920 | 4,903 | 83.78 | 4,990 | 7,185 | 6,942 | 6,356 | 1,326 | ..... | ..... | 18.6 | 26.8 | 25.9 | 23.7 | 4.9 | ..... | ..... | 5 |
| 1,399,435 | 846,015 | 635,053 | 6,034 | 72.52 | 3,305 | 6,180 | 6,355 | 8,306 | 3,480 | ..... | ..... | 12.0 | 22.4 | 23.0 | 30.1 | 12.6 | ..... | ..... | 6 |
| 1,547,037 | 999,627 | 831,930 | 7,579 | 65.78 | 1,800 | 3,810 | 4,525 | 7,405 | 5,376 | 390 | ..... | 7.7 | 16.3 | 19.4 | 31.8 | 23.1 | 1.7 | ..... | 7 |
| 1,047,153 | 750,523 | 684,482 | 9,769 | 62.54 | 780 | 1,630 | 2,140 | 3,587 | 3,688 | 756 | ..... | 6.2 | 13.0 | 17.0 | 28.5 | 29.3 | 6.0 | ..... | 8 |
| 726,657 | 547,388 | 508,650 | 12,371 | 62.54 | 325 | 686 | 926 | 1,775 | 2,535 | 845 | 5 | 4.6 | 9.7 | 13.0 | 25.0 | 35.7 | 11.9 | 0.1 | 9 |
| 484,531 | 380,653 | 368,831 | 14,648 | 61.83 | 196 | 300 | 425 | 921 | 1,395 | 780 | 35 | 4.8 | 7.4 | 10.5 | 22.7 | 34.4 | 19.2 | 0.9 | 10 |
| 1,242,211 | 985,928 | 1,057,345 | 20,421 | 60.68 | 252 | 362 | 636 | 1,312 | 2,395 | 2,035 | 503 | 3.4 | 4.8 | 8.5 | 17.5 | 32.0 | 27.2 | 6.7 | 11 |
| 516,520 | 416,198 | 575,892 | 37,591 | 57.22 | 35 | 119 | 90 | 142 | 331 | 574 | 500 | 2.0 | 6.6 | 5.0 | 7.9 | 18.5 | 32.0 | 27.9 | 12 |
| 257,748 | 242,551 | 436,137 | 90,058 | 51.70 | 9 | 6 | 10 | 16 | 60 | 96 | 214 | 2.2 | 1.5 | 2.4 | 3.9 | 14.6 | 23.4 | 52.1 | 13 |
| 8,732,668 | 7,047,900 | 9,738,242 | 4,637 | 48.91 | 37,334 | 44,309 | 42,582 | 39,487 | 20,291 | 4,413 | 1,453 | 19.7 | 23.3 | 22.4 | 20.8 | 10.7 | 2.3 | 0.8 | 14 |
| 57,899 | 14,342 | 7,559 | 2,200 | 409.66 | 11,443 | ..... | ..... | ..... | ..... | ..... | ..... | 100.0 | ..... | ..... | ..... | ..... | ..... | ..... | 15 |
| 691,709 | 126,756 | 102,469 | 2,028 | 105.13 | 11,628 | 21,151 | 9,865 | ..... | ..... | ..... | ..... | 27.3 | 49.6 | 23.1 | ..... | ..... | ..... | ..... | 16 |
| 1,207,050 | 343,150 | 390,229 | 2,780 | 72.51 | 5,336 | 10,117 | 15,015 | 12,965 | ..... | ..... | ..... | 12.3 | 23.3 | 34.6 | 29.9 | ..... | ..... | ..... | 17 |
| 836,877 | 305,601 | 389,338 | 3,756 | 64.92 | 2,336 | 3,801 | 5,081 | 7,655 | 3,341 | ..... | ..... | 10.5 | 17.1 | 22.9 | 34.5 | 15.0 | ..... | ..... | 18 |
| 1,126,885 | 567,468 | 836,477 | 4,344 | 53.48 | 2,515 | 3,810 | 5,551 | 7,990 | 5,191 | ..... | ..... | 10.0 | 15.2 | 22.2 | 31.9 | 20.7 | ..... | ..... | 19 |
| 939,846 | 583,553 | 924,330 | 5,282 | 45.75 | 1,571 | 2,135 | 3,485 | 4,546 | 4,308 | 570 | ..... | 9.5 | 12.8 | 21.0 | 27.4 | 25.9 | 3.4 | ..... | 20 |
| 630,587 | 498,974 | 819,061 | 6,186 | 39.39 | 915 | 1,391 | 1,551 | 2,457 | 2,422 | 651 | ..... | 9.7 | 14.8 | 16.5 | 26.2 | 25.8 | 6.9 | ..... | 21 |
| 440,309 | 384,511 | 599,719 | 7,959 | 40.43 | 476 | 651 | 656 | 1,463 | 1,545 | 593 | 5 | 8.8 | 12.1 | 12.2 | 27.1 | 28.7 | 11.0 | 0.1 | 22 |
| 268,819 | 228,243 | 391,902 | 9,382 | 39.35 | 270 | 295 | 381 | 648 | 756 | 445 | 20 | 9.6 | 10.5 | 13.5 | 23.0 | 26.9 | 15.8 | 0.7 | 23 |
| 829,176 | 934,589 | 1,469,707 | 12,923 | 37.58 | 559 | 655 | 696 | 1,207 | 1,797 | 1,260 | 339 | 8.6 | 10.1 | 10.7 | 18.5 | 27.6 | 19.3 | 5.2 | 24 |
| 642,812 | 963,649 | 1,297,472 | 25,323 | 37.89 | 213 | 237 | 243 | 420 | 658 | 542 | 470 | 7.7 | 8.5 | 8.7 | 15.1 | 23.6 | 19.5 | 16.9 | 25 |
| 1,060,699 | 2,097,064 | 2,509,979 | 67,818 | 29.13 | 72 | 66 | 58 | 136 | 273 | 352 | 619 | 4.6 | 4.2 | 3.7 | 8.6 | 17.3 | 22.3 | 39.3 | 26 |
| 8,990,608 | 8,396,684 | 8,593,935 | 4,448 | 55.91 | 45,563 | 83,404 | 50,971 | 33,514 | 10,944 | 2,689 | 2,395 | 19.9 | 36.3 | 22.2 | 14.6 | 4.8 | 1.2 | 1.0 | 27 |
| 118,554 | 13,238 | 4,495 | 1,506 | 242.71 | 19,132 | ..... | ..... | ..... | ..... | ..... | ..... | 100.0 | ..... | ..... | ..... | ..... | ..... | ..... | 28 |
| 1,324,070 | 136,367 | 82,540 | 1,705 | 97.18 | 10,650 | 52,265 | 19,260 | ..... | ..... | ..... | ..... | 13.0 | 63.6 | 23.4 | ..... | ..... | ..... | ..... | 29 |
| 1,048,180 | 433,180 | 340,540 | 2,678 | 70.19 | 5,670 | 11,155 | 10,770 | 11,730 | ..... | ..... | ..... | 14.4 | 28.4 | 27.4 | 29.8 | ..... | ..... | ..... | 30 |
| 657,540 | 469,290 | 377,425 | 3,797 | 64.67 | 2,460 | 5,350 | 5,420 | 5,020 | 1,580 | ..... | ..... | 12.4 | 27.0 | 27.3 | 25.3 | 8.0 | ..... | ..... | 31 |
| 897,781 | 920,834 | 818,895 | 4,206 | 51.44 | 3,085 | 6,436 | 6,317 | 5,797 | 1,963 | ..... | ..... | 13.1 | 27.3 | 26.8 | 24.6 | 8.3 | ..... | ..... | 32 |
| 771,909 | 954,638 | 914,007 | 4,927 | 42.72 | 1,892 | 3,711 | 3,996 | 4,256 | 1,912 | 250 | ..... | 11.8 | 23.2 | 24.9 | 26.6 | 11.9 | 1.6 | ..... | 33 |
| 607,143 | 864,933 | 875,254 | 6,140 | 39.00 | 1,045 | 2,075 | 2,390 | 2,802 | 1,556 | 326 | ..... | 10.3 | 20.4 | 23.4 | 27.5 | 15.3 | 3.2 | ..... | 34 |
| 342,469 | 514,772 | 542,157 | 8,149 | 41.56 | 546 | 745 | 1,065 | 1,295 | 896 | 313 | 12 | 11.2 | 15.3 | 21.9 | 26.6 | 18.4 | 6.4 | 0.2 | 35 |
| 250,923 | 407,815 | 409,140 | 9,556 | 40.43 | 301 | 605 | 525 | 745 | 635 | 216 | 35 | 9.8 | 19.8 | 17.1 | 24.3 | 20.7 | 7.1 | 1.1 | 36 |
| 870,492 | 1,239,327 | 1,360,103 | 14,749 | 42.34 | 585 | 786 | 920 | 1,448 | 1,632 | 857 | 508 | 8.7 | 11.7 | 13.7 | 21.5 | 24.2 | 12.7 | 7.5 | 37 |
| 847,552 | 1,019,575 | 1,131,476 | 34,746 | 51.00 | 154 | 233 | 255 | 340 | 582 | 484 | 931 | 5.2 | 7.8 | 8.6 | 11.4 | 19.5 | 16.2 | 31.3 | 38 |
| 1,253,995 | 1,422,715 | 1,737,903 | 125,159 | 59.85 | 43 | 43 | 53 | 81 | 188 | 243 | 909 | 2.8 | 2.8 | 3.4 | 5.2 | 12.1 | 15.6 | 58.3 | 39 |
| 9,669,809 | 7,317,942 | 6,775,406 | 6,045 | 60.21 | 31,839 | 39,536 | 28,247 | 28,177 | 17,637 | 5,864 | 3,671 | 20.5 | 25.5 | 18.2 | 18.2 | 11.4 | 3.8 | 2.4 | 40 |
| 64,521 | 20,535 | 4,975 | 2,169 | 377.72 | 9,588 | ..... | ..... | ..... | ..... | ..... | ..... | 100.0 | ..... | ..... | ..... | ..... | ..... | ..... | 41 |
| 565,313 | 126,086 | 56,815 | 2,437 | 137.28 | 6,338 | 19,355 | 7,850 | ..... | ..... | ..... | ..... | 18.9 | 57.7 | 23.4 | ..... | ..... | ..... | ..... | 42 |
| 820,930 | 393,600 | 250,985 | 3,345 | 85.79 | 6,045 | 6,010 | 5,780 | 8,965 | ..... | ..... | ..... | 22.6 | 22.4 | 21.6 | 33.5 | ..... | ..... | ..... | 43 |
| 544,757 | 307,946 | 203,077 | 4,622 | 78.90 | 2,130 | 2,760 | 2,625 | 3,386 | 2,130 | ..... | ..... | 16.3 | 21.2 | 20.1 | 26.0 | 16.3 | ..... | ..... | 44 |
| 1,157,765 | 820,597 | 634,277 | 4,942 | 60.72 | 3,400 | 4,910 | 4,500 | 4,895 | 4,761 | ..... | ..... | 15.1 | 21.9 | 20.0 | 21.8 | 21.2 | ..... | ..... | 45 |
| 1,099,990 | 885,928 | 708,852 | 6,239 | 53.30 | 1,890 | 2,870 | 3,145 | 3,930 | 3,313 | 1,176 | ..... | 11.6 | 17.6 | 19.3 | 24.1 | 20.3 | 7.2 | ..... | 46 |
| 912,233 | 854,126 | 732,166 | 7,133 | 45.34 | 1,140 | 1,570 | 2,020 | 2,686 | 2,361 | 1,256 | ..... | 10.3 | 14.2 | 18.3 | 24.3 | 21.4 | 11.4 | ..... | 47 |
| 605,145 | 592,846 | 528,298 | 8,740 | 44.27 | 435 | 795 | 865 | 1,586 | 1,496 | 831 | 36 | 7.2 | 13.2 | 14.3 | 26.2 | 24.8 | 13.7 | 0.6 | 48 |
| 491,604 | 453,845 | 414,202 | 10,981 | 46.55 | 320 | 445 | 545 | 825 | 1,075 | 590 | 318 | 7.8 | 10.8 | 13.2 | 20.0 | 26.1 | 14.3 | 7.7 | 49 |
| 1,341,221 | 1,265,836 | 1,249,150 | 16,480 | 47.89 | 427 | 676 | 776 | 1,579 | 1,885 | 1,348 | 1,228 | 5.4 | 8.5 | 9.8 | 19.9 | 23.8 | 17.0 | 15.5 | 50 |
| 1,004,880 | 791,179 | 874,838 | 36,434 | 54.74 | 107 | 135 | 119 | 275 | 512 | 536 | 1,270 | 3.6 | 4.6 | 4.0 | 9.3 | 17.3 | 18.1 | 43.0 | 51 |
| 1,061,450 | 805,418 | 1,117,771 | 109,564 | 57.49 | 19 | 10 | 22 | 50 | 104 | 127 | 819 | 1.7 | 0.9 | 1.9 | 4.3 | 9.0 | 11.0 | 71.2 | 52 |
| 5,664,222 | 4,792,780 | 3,738,861 | 6,983 | 82.47 | 27,546 | 29,650 | 19,776 | 12,350 | 5,290 | 2,528 | 2,098 | 27.8 | 29.9 | 19.9 | 12.4 | 5.3 | 2.5 | 2.1 | 53 |
| 50,615 | 17,067 | 5,705 | 2,611 | 471.32 | 8,377 | ..... | ..... | ..... | ..... | ..... | ..... | 100.0 | ..... | ..... | ..... | ..... | ..... | ..... | 54 |
| 594,532 | 148,871 | 78,854 | 2,654 | 141.44 | 9,376 | 18,452 | 7,662 | ..... | ..... | ..... | ..... | 26.4 | 52.0 | 21.6 | ..... | ..... | ..... | ..... | 55 |
| 647,526 | 303,878 | 197,600 | 3,937 | 103.67 | 4,256 | 5,416 | 6,792 | 5,527 | ..... | ..... | ..... | 19.4 | 24.6 | 30.9 | 25.1 | ..... | ..... | ..... | 56 |
| 336,801 | 211,923 | 154,518 | 5,198 | 90.63 | 1,586 | 1,620 | 1,875 | 2,312 | 860 | ..... | ..... | 19.2 | 19.6 | 22.7 | 28.0 | 10.4 | ..... | ..... | 57 |
| 425,317 | 342,290 | 285,260 | 6,458 | 79.15 | 1,770 | 1,881 | 1,550 | 1,785 | 1,336 | ..... | ..... | 21.3 | 22.6 | 18.6 | 21.4 | 16.1 | ..... | ..... | 58 |
| 357,641 | 328,920 | 276,413 | 8,267 | 70.78 | 1,016 | 1,007 | 776 | 1,115 | 1,072 | 235 | ..... | 19.5 | 19.3 | 14.9 | 21.4 | 20.5 | 4.5 | ..... | 59 |
| 299,120 | 266,870 | 216,675 | 10,818 | 69.11 | 491 | 510 | 431 | 552 | 627 | 428 | ..... | 16.2 | 16.8 | 14.2 | 18.2 | 20.6 | 14.1 | ..... | 60 |
| 200,726 | 166,971 | 152,201 | 14,533 | 73.41 | 151 | 197 | 271 | 291 | 403 | 326 | 27 | 9.1 | 11.8 | 16.3 | 17.5 | 24.2 | 19.6 | 1.6 | 61 |
| 178,656 | 169,956 | 126,890 | 15,676 | 66.54 | 170 | 166 | 85 | 181 | 246 | 265 | 75 | 14.3 | 14.0 | 7.2 | 15.2 | 20.7 | 22.3 | 6.3 | 62 |
| 650,947 | 589,361 | 441,288 | 26,727 | 76.78 | 249 | 297 | 238 | 437 | 462 | 829 | 487 | 8.3 | 9.9 | 7.9 | 14.6 | 15.4 | 27.6 | 16.2 | 63 |
| 675,200 | 603,355 | 389,287 | 51,344 | 76.16 | 76 | 84 | 66 | 91 | 180 | 280 | 763 | 4.9 | 5.5 | 4.3 | 5.9 | 11.7 | 18.2 | 49.5 | 64 |
| 1,247,141 | 1,643,318 | 1,414,170 | 155,280 | 59.46 | 28 | 20 | 30 | 59 | 104 | 165 | 746 | 2.4 | 1.7 | 2.6 | 5.1 | 9.0 | 14.3 | 64.8 | 65 |
| 16,029,630 | 19,974,597 | 5,885,360 | 13,010 | 51.42 | 14,437 | 12,407 | 11,113 | 15,875 | 24,013 | 21,562 | 16,427 | 12.5 | 10.7 | 9.6 | 13.7 | 20.7 | 18.6 | 14.2 | 66 |
| 12,355 | 12,865 | 1,970 | 4,013 | 918.68 | 2,325 | ..... | ..... | ..... | ..... | ..... | ..... | 100.0 | ..... | ..... | ..... | ..... | ..... | ..... | 67 |
| 80,055 | 92,315 | 29,400 | 3,326 | 193.44 | 3,461 | 1,435 | 365 | ..... | ..... | ..... | ..... | 65.8 | 27.3 | 6.9 | ..... | ..... | ..... | ..... | 68 |
| 211,596 | 247,970 | 92,820 | 3,217 | 82.12 | 2,796 | 2,115 | 1,446 | 1,026 | ..... | ..... | ..... | 37.9 | 28.6 | 19.6 | 13.9 | ..... | ..... | ..... | 69 |
| 191,735 | 210,920 | 86,365 | 3,274 | 55.70 | 1,065 | 1,425 | 1,020 | 1,001 | 470 | ..... | ..... | 21.4 | 28.6 | 20.5 | 20.1 | 9.4 | ..... | ..... | 70 |
| 624,700 | 688,855 | 282,690 | 4,395 | 53.95 | 1,900 | 2,700 | 2,261 | 3,125 | 2,491 | ..... | ..... | 15.2 | 21.6 | 18.1 | 25.0 | 20.0 | ..... | ..... | 71 |
| 718,835 | 738,220 | 304,160 | 5,672 | 48.65 | 930 | 1,500 | 1,740 | 2,495 | 3,225 | 590 | ..... | 8.9 | 14.3 | 16.6 | 23.8 | 30.8 | 5.6 | ..... | 72 |
| 2,069,013 | 1,780,994 | 698,200 | 9,086 | 56.81 | 975 | 1,670 | 1,965 | 3,621 | 7,731 | 6,007 | ..... | 4.4 | 7.6 | 8.9 | 16.5 | 35.2 | 27.3 | ..... | 73 |
| 804,140 | 785,375 | 302,720 | 9,569 | 48.45 | 270 | 505 | 695 | 1,140 | 2,370 | 2,160 | 35 | 3.8 | 7.0 | 9.7 | 15.9 | 33.0 | 30.1 | 0.5 | 74 |
| 1,043,660 | 897,695 | 324,485 | 13,498 | 56.50 | 210 | 296 | 490 | 1,015 | 2,010 | 3,015 | 590 | 2.8 | 3.9 | 6.4 | 13.3 | 26.4 | 39.5 | 7.7 | 75 |
| 4,704,020 | 4,033,950 | 1,295,110 | 20,838 | 58.31 | 375 | 640 | 905 | 1,975 | 4,300 | 7,380 | 8,137 | 1.6 | 2.7 | 3.8 | 8.3 | 18.1 | 31.1 | 34.3 | 76 |
| 3,144,464 | 3,217,918 | 906,785 | 36,177 | 53.41 | 110 | 90 | 150 | 335 | 1,045 | 1,861 | 5,221 | 1.2 | 1.0 | 1.7 | 3.8 | 11.9 | 21.1 | 59.2 | 77 |
| 2,425,057 | 7,267,520 | 1,560,655 | 79,287 | 33.62 | 20 | 31 | 76 | 142 | 371 | 549 | 2,444 | 0.6 | 0.9 | 2.1 | 3.9 | 10.2 | 15.1 | 67.3 | 78 |

## Table 10.—NUMBER OF FARMS, ALL LAND IN FARMS, VALUE OF FARMS, AND SPECIFIED CLASSES OF LAND

[Data are based on reports for

| | Region, division, State, and size group | Number of farms, 1950 | All land in farms, 1950 (acres) | Cropland harvested, 1949 | | | Cropland used only for pasture, 1949 (acres) | Cropland not harvested and not pastured, 1949 (acres) | | | Woodland pastured, 1949 (acres) | Woodland not pastured, 1949 (acres) | Other pasture (not cropland and not woodland), 1949 (acres) | Other land (house lots, roads, wasteland, etc.), 1949 (acres) |
|---|---|---|---|---|---|---|---|---|---|---|---|---|---|---|
| | | | | Farms reporting | Acres | Percent of all land in farms | | Total | Cultivated summer fallow[1] | Other | | | | |
| | THE SOUTH—WEST SOUTH CENTRAL—Continued | | | | | | | | | | | | | |
| 1 | **Texas** | 331,416 | 146,004,380 | 261,849 | 28,291,089 | 19.4 | 6,767,173 | 3,223,536 | 878,980 | 2,344,556 | 30,824,641 | 2,199,257 | 72,396,231 | 2,302,453 |
| 2 | Under 10 acres | 25,576 | 130,559 | 8,861 | 35,203 | 27.0 | 16,540 | 6,540 | 720 | 5,820 | 7,945 | 2,590 | 21,945 | 39,796 |
| 3 | 10-29 | 38,350 | 697,271 | 25,270 | 294,041 | 42.2 | 89,738 | 43,340 | 3,615 | 39,725 | 73,510 | 23,360 | 105,669 | 67,613 |
| 4 | 30-49 | 27,518 | 1,057,358 | 20,856 | 452,622 | 42.8 | 133,655 | 65,502 | 7,110 | 58,392 | 145,865 | 37,690 | 168,367 | 63,657 |
| 5 | 50-69 | 26,515 | 1,537,045 | 21,645 | 639,115 | 41.6 | 191,880 | 97,480 | 9,625 | 87,855 | 216,981 | 55,055 | 265,379 | 71,155 |
| 6 | 70-99 | 31,078 | 2,576,266 | 26,051 | 1,104,029 | 42.9 | 299,351 | 138,269 | 19,084 | 119,185 | 399,819 | 85,730 | 443,588 | 105,480 |
| 7 | 100-139 | 37,875 | 4,386,704 | 32,854 | 1,913,632 | 43.6 | 468,295 | 222,307 | 30,355 | 191,952 | 741,517 | 135,305 | 752,286 | 153,362 |
| 8 | 140-179 | 31,115 | 4,928,040 | 27,805 | 2,453,280 | 49.8 | 434,380 | 231,150 | 46,910 | 184,240 | 791,395 | 120,870 | 755,070 | 141,895 |
| 9 | 180-219 | 19,244 | 3,818,222 | 17,184 | 1,695,194 | 44.4 | 341,450 | 153,570 | 27,670 | 125,900 | 795,616 | 96,440 | 630,722 | 105,230 |
| 10 | 220-259 | 13,423 | 3,192,866 | 11,983 | 1,392,334 | 43.6 | 295,222 | 123,895 | 27,970 | 95,925 | 695,237 | 82,260 | 530,870 | 73,048 |
| 11 | 260-499 | 41,148 | 14,457,862 | 37,412 | 6,427,113 | 44.5 | 1,135,807 | 557,574 | 141,293 | 416,281 | 3,241,725 | 314,220 | 2,476,378 | 305,045 |
| 12 | 500-999 | 21,399 | 14,729,987 | 18,809 | 5,379,080 | 36.5 | 1,058,962 | 534,848 | 174,107 | 360,741 | 3,963,125 | 317,064 | 3,227,269 | 249,639 |
| 13 | 1,000 and over | 18,175 | 94,492,200 | 13,119 | 6,505,446 | 6.9 | 2,301,893 | 1,049,061 | 390,521 | 658,540 | 19,761,906 | 928,673 | 63,018,688 | 926,533 |
| | THE WEST—MOUNTAIN | | | | | | | | | | | | | |
| 14 | **Montana** | 35,074 | 59,125,270 | 32,185 | 7,557,150 | 12.8 | 1,346,815 | 5,118,850 | 4,227,171 | 891,679 | 2,856,555 | 379,235 | 40,959,578 | 907,087 |
| 15 | Under 10 acres | 1,225 | 6,010 | 605 | 1,700 | 28.3 | 915 | 205 | 65 | 140 | 165 | 190 | 1,125 | 1,710 |
| 16 | 10-29 | 1,281 | 20,907 | 885 | 6,960 | 33.3 | 2,360 | 1,150 | 560 | 590 | 1,440 | 635 | 5,027 | 3,335 |
| 17 | 30-49 | 920 | 36,510 | 705 | 12,220 | 33.5 | 4,040 | 2,100 | 845 | 1,255 | 3,175 | 1,725 | 8,890 | 4,360 |
| 18 | 50-69 | 471 | 28,070 | 386 | 9,990 | 35.6 | 1,920 | 1,840 | 920 | 920 | 2,520 | 1,535 | 8,075 | 2,190 |
| 19 | 70-99 | 1,460 | 118,335 | 1,315 | 47,895 | 40.5 | 15,140 | 8,840 | 4,350 | 4,490 | 13,265 | 3,590 | 21,775 | 7,830 |
| 20 | 100-139 | 1,390 | 162,060 | 1,260 | 67,940 | 41.9 | 15,260 | 11,890 | 5,330 | 6,560 | 18,085 | 6,625 | 31,925 | 10,335 |
| 21 | 140-179 | 2,396 | 380,130 | 2,186 | 149,357 | 39.3 | 30,123 | 38,005 | 21,815 | 16,190 | 44,435 | 10,610 | 83,235 | 24,365 |
| 22 | 180-219 | 971 | 192,425 | 941 | 78,480 | 40.8 | 12,105 | 12,275 | 8,150 | 4,125 | 26,832 | 5,320 | 48,095 | 9,318 |
| 23 | 220-259 | 952 | 226,215 | 892 | 90,353 | 39.9 | 13,300 | 24,175 | 17,960 | 6,215 | 16,480 | 10,220 | 59,035 | 12,652 |
| 24 | 260-499 | 4,810 | 1,783,779 | 4,525 | 569,071 | 31.9 | 84,430 | 325,301 | 253,932 | 71,369 | 146,855 | 34,020 | 550,592 | 73,510 |
| 25 | 500-999 | 6,171 | 4,519,041 | 5,981 | 1,270,780 | 28.1 | 216,713 | 921,989 | 746,842 | 175,147 | 256,445 | 83,330 | 1,637,865 | 131,919 |
| 26 | 1,000 and over | 13,027 | 51,651,788 | 12,504 | 5,252,404 | 10.2 | 950,509 | 3,771,080 | 3,166,402 | 604,678 | 2,326,858 | 221,435 | 38,503,939 | 625,563 |
| 27 | **Idaho** | 40,311 | 13,258,110 | 36,220 | 3,662,377 | 27.6 | 482,583 | 1,099,210 | 869,625 | 229,585 | 1,291,061 | 318,627 | 5,564,557 | 839,695 |
| 28 | Under 10 acres | 3,829 | 18,201 | 1,781 | 5,309 | 29.2 | 3,760 | 505 | 110 | 395 | 200 | 30 | 3,388 | 5,009 |
| 29 | 10-29 | 3,621 | 60,509 | 2,766 | 27,492 | 45.4 | 9,375 | 2,150 | 580 | 1,570 | 1,425 | 345 | 10,432 | 9,090 |
| 30 | 30-49 | 4,602 | 179,661 | 4,365 | 104,620 | 58.2 | 18,450 | 5,695 | 2,020 | 3,675 | 7,515 | 1,490 | 19,468 | 22,483 |
| 31 | 50-69 | 2,336 | 136,500 | 2,210 | 81,475 | 59.7 | 12,120 | 3,335 | 945 | 2,390 | 6,605 | 3,965 | 14,455 | 14,545 |
| 32 | 70-99 | 6,568 | 530,257 | 6,352 | 334,715 | 63.1 | 43,562 | 15,561 | 4,905 | 10,656 | 21,545 | 6,300 | 44,605 | 63,969 |
| 33 | 100-139 | 3,487 | 405,615 | 3,407 | 228,357 | 56.3 | 26,612 | 17,380 | 7,545 | 9,835 | 27,480 | 9,560 | 48,625 | 47,601 |
| 34 | 140-179 | 3,821 | 600,749 | 3,661 | 281,955 | 46.9 | 35,854 | 41,525 | 17,330 | 24,195 | 71,545 | 24,435 | 80,363 | 65,072 |
| 35 | 180-219 | 1,542 | 304,668 | 1,507 | 146,736 | 48.2 | 20,035 | 20,215 | 12,665 | 7,550 | 29,925 | 13,840 | 37,513 | 36,404 |
| 36 | 220-259 | 1,419 | 339,200 | 1,364 | 152,383 | 44.9 | 18,327 | 26,215 | 17,015 | 9,200 | 44,950 | 17,275 | 52,492 | 27,558 |
| 37 | 260-499 | 4,122 | 1,476,393 | 4,047 | 582,063 | 39.4 | 53,979 | 138,125 | 93,849 | 44,276 | 189,613 | 70,810 | 319,148 | 122,655 |
| 38 | 500-999 | 2,584 | 1,799,219 | 2,538 | 615,973 | 34.2 | 62,998 | 225,684 | 188,657 | 37,027 | 233,108 | 78,055 | 457,628 | 125,773 |
| 39 | 1,000 and over | 2,380 | 7,407,138 | 2,222 | 1,101,299 | 14.9 | 177,311 | 602,820 | 524,004 | 78,816 | 657,150 | 92,522 | 4,476,500 | 299,536 |
| 40 | **Wyoming** | 12,615 | 34,402,935 | 11,022 | 1,906,163 | 5.5 | 405,390 | 418,585 | 286,520 | 132,065 | 1,147,529 | 76,847 | 29,975,461 | 472,960 |
| 41 | Under 10 acres | 535 | 2,380 | 170 | 555 | 23.3 | 360 | 20 | 15 | 5 | 60 | 10 | 535 | 840 |
| 42 | 10-29 | 431 | 6,870 | 225 | 1,995 | 29.0 | 1,210 | 180 | 75 | 105 | 150 | 50 | 2,010 | 1,275 |
| 43 | 30-49 | 290 | 11,680 | 210 | 4,550 | 39.0 | 895 | 555 | 5 | 550 | 265 | 200 | 3,105 | 2,110 |
| 44 | 50-69 | 140 | 8,450 | 125 | 4,040 | 47.8 | 745 | 460 | 60 | 400 | 375 | ..... | 2,055 | 775 |
| 45 | 70-99 | 716 | 57,944 | 655 | 31,245 | 53.9 | 4,765 | 2,310 | 420 | 1,890 | 1,160 | 360 | 11,745 | 6,359 |
| 46 | 100-139 | 696 | 81,280 | 581 | 40,068 | 49.3 | 4,320 | 12,520 | 1,965 | 10,555 | 2,340 | 710 | 14,435 | 6,887 |
| 47 | 140-179 | 1,310 | 207,550 | 1,190 | 94,725 | 45.6 | 14,005 | 19,665 | 4,275 | 15,390 | 7,520 | 630 | 44,300 | 26,705 |
| 48 | 180-219 | 451 | 89,190 | 421 | 40,812 | 45.8 | 7,130 | 3,920 | 1,870 | 2,050 | 5,790 | 170 | 21,650 | 9,718 |
| 49 | 220-259 | 460 | 110,210 | 455 | 52,150 | 47.3 | 5,260 | 6,540 | 2,955 | 3,585 | 5,755 | 105 | 28,435 | 11,965 |
| 50 | 260-499 | 1,771 | 642,144 | 1,676 | 210,764 | 32.8 | 35,344 | 36,155 | 17,135 | 19,020 | 31,170 | 2,375 | 272,036 | 54,300 |
| 51 | 500-999 | 1,626 | 1,186,335 | 1,526 | 262,434 | 22.1 | 43,368 | 90,013 | 65,700 | 24,313 | 59,217 | 8,955 | 678,360 | 43,988 |
| 52 | 1,000 and over | 4,189 | 31,998,902 | 3,788 | 1,162,825 | 3.6 | 287,988 | 246,247 | 192,045 | 54,202 | 1,033,727 | 63,282 | 28,896,795 | 308,038 |
| 53 | **Colorado** | 45,536 | 38,104,324 | 40,556 | 6,879,193 | 18.1 | 958,419 | 3,157,452 | 2,552,230 | 605,222 | 2,782,210 | 420,424 | 22,844,054 | 1,062,572 |
| 54 | Under 10 acres | 4,267 | 19,366 | 2,349 | 8,121 | 41.9 | 1,558 | 937 | 155 | 782 | 155 | 10 | 2,245 | 6,340 |
| 55 | 10-29 | 4,205 | 67,096 | 3,439 | 35,464 | 52.9 | 5,174 | 4,275 | 590 | 3,685 | 1,070 | 420 | 7,805 | 12,888 |
| 56 | 30-49 | 2,287 | 88,644 | 2,006 | 42,828 | 48.3 | 7,458 | 6,160 | 1,385 | 4,775 | 2,635 | 1,615 | 14,367 | 13,581 |
| 57 | 50-69 | 1,148 | 67,399 | 1,031 | 33,958 | 50.4 | 5,985 | 3,423 | 1,025 | 2,398 | 2,935 | 525 | 11,750 | 8,823 |
| 58 | 70-99 | 3,263 | 264,466 | 3,058 | 160,044 | 60.5 | 14,892 | 13,965 | 5,310 | 8,655 | 10,172 | 2,670 | 28,313 | 34,410 |
| 59 | 100-139 | 2,216 | 261,364 | 2,111 | 147,442 | 56.4 | 13,862 | 16,808 | 7,820 | 8,988 | 7,240 | 4,510 | 39,623 | 31,879 |
| 60 | 140-179 | 4,491 | 712,276 | 4,274 | 407,663 | 57.2 | 39,297 | 50,523 | 27,087 | 23,436 | 34,900 | 6,005 | 104,499 | 69,389 |
| 61 | 180-219 | 1,352 | 265,615 | 1,241 | 126,885 | 47.8 | 16,606 | 21,319 | 12,010 | 9,309 | 18,310 | 3,340 | 53,000 | 26,155 |
| 62 | 220-259 | 1,465 | 347,980 | 1,410 | 172,728 | 49.6 | 20,405 | 23,937 | 13,207 | 10,730 | 18,640 | 5,295 | 79,505 | 27,470 |
| 63 | 260-499 | 6,676 | 2,470,583 | 6,365 | 983,531 | 39.8 | 117,511 | 306,169 | 229,515 | 76,654 | 183,725 | 38,080 | 696,054 | 145,513 |
| 64 | 500-999 | 6,246 | 4,510,180 | 5,966 | 1,423,489 | 31.6 | 142,055 | 684,222 | 555,563 | 128,659 | 308,845 | 54,290 | 1,735,592 | 161,687 |
| 65 | 1,000 and over | 7,920 | 29,029,355 | 7,306 | 3,337,040 | 11.5 | 573,616 | 2,025,714 | 1,698,563 | 327,151 | 2,193,583 | 303,664 | 20,071,301 | 524,437 |
| 66 | **New Mexico** | 23,503 | 47,475,783 | 19,160 | 1,927,046 | 4.1 | 414,023 | 452,815 | 223,958 | 228,857 | 7,149,554 | 615,100 | 36,143,220 | 774,025 |
| 67 | Under 10 acres | 3,460 | 18,820 | 2,820 | 11,815 | 62.8 | 1,055 | 1,740 | 335 | 1,405 | 230 | 105 | 675 | 3,200 |
| 68 | 10-29 | 3,886 | 64,480 | 3,580 | 38,970 | 60.4 | 4,495 | 5,960 | 770 | 5,190 | 1,935 | 600 | 5,025 | 7,495 |
| 69 | 30-49 | 1,706 | 64,820 | 1,535 | 33,230 | 51.3 | 5,095 | 5,475 | 910 | 4,565 | 4,245 | 2,190 | 7,235 | 7,350 |
| 70 | 50-69 | 887 | 51,204 | 841 | 28,230 | 55.1 | 4,858 | 2,770 | 80 | 2,690 | 4,845 | 1,455 | 5,221 | 3,825 |
| 71 | 70-99 | 1,210 | 97,760 | 1,115 | 46,385 | 47.4 | 8,350 | 8,860 | 2,115 | 6,745 | 9,170 | 3,045 | 14,810 | 7,140 |
| 72 | 100-139 | 896 | 104,417 | 815 | 45,105 | 43.2 | 9,008 | 5,977 | 660 | 5,317 | 13,975 | 3,680 | 16,285 | 10,387 |
| 73 | 140-179 | 1,443 | 232,046 | 1,207 | 88,971 | 38.3 | 11,515 | 10,025 | 1,620 | 8,405 | 36,935 | 10,090 | 57,735 | 16,775 |
| 74 | 180-219 | 476 | 94,769 | 426 | 39,480 | 41.7 | 7,730 | 6,945 | 1,350 | 5,595 | 16,345 | 2,345 | 18,826 | 3,098 |
| 75 | 220-259 | 471 | 112,609 | 431 | 50,899 | 45.2 | 3,885 | 4,060 | 1,350 | 2,710 | 15,870 | 2,800 | 30,085 | 5,010 |
| 76 | 260-499 | 2,419 | 883,725 | 2,094 | 359,698 | 40.7 | 35,465 | 48,138 | 18,611 | 29,527 | 105,025 | 8,685 | 290,519 | 35,195 |
| 77 | 500-999 | 2,254 | 1,612,830 | 1,867 | 455,402 | 28.2 | 55,261 | 85,035 | 50,080 | 34,955 | 219,613 | 29,685 | 727,825 | 40,009 |
| 78 | 1,000 and over | 4,395 | 44,138,303 | 2,429 | 728,861 | 1.7 | 267,306 | 267,830 | 146,077 | 121,753 | 6,720,366 | 550,420 | 34,968,979 | 634,541 |

See footnotes at end of table.

## ACCORDING TO USE, BY SIZE OF FARM; BY DIVISIONS AND STATES: CENSUS OF 1950—Continued

only a sample of farms. See text]

| Cropland total, 1949 (acres) | Land pastured total, 1949 (acres) | Woodland total, 1949 (acres) | Value of land and buildings, 1950 (dollars) | | Farms by acres of cropland harvested, 1949 | | | | | | | | | | | | | |
|---|---|---|---|---|---|---|---|---|---|---|---|---|---|---|---|---|---|---|
| | | | | | Number | | | | | | | Percent distribution | | | | | | |
| | | | Average per farm | Average per acre | 1-9 acres | 10-19 acres | 20-29 acres | 30-49 acres | 50-99 acres | 100-199 acres | 200 acres and over | 1-9 acres | 10-19 acres | 20-29 acres | 30-49 acres | 50-99 acres | 100-199 acres | 200 acres and over | |
| 38,281,798 | 109,988,045 | 33,023,898 | 20,156 | 46.16 | 37,331 | 30,740 | 25,211 | 36,133 | 52,374 | 44,401 | 35,659 | 14.3 | 11.7 | 9.6 | 13.8 | 20.0 | 17.0 | 13.6 | 1 |
| 58,283 | 46,430 | 10,535 | 4,217 | 822.28 | 8,861 | ..... | ..... | ..... | ..... | ..... | ..... | 100.0 | ..... | ..... | ..... | ..... | ..... | ..... | 2 |
| 427,119 | 268,917 | 96,870 | 4,121 | 223.79 | 10,812 | 9,848 | 4,610 | ..... | ..... | ..... | ..... | 42.8 | 39.0 | 18.2 | ..... | ..... | ..... | ..... | 3 |
| 651,779 | 437,887 | 173,555 | 4,500 | 116.60 | 4,655 | 4,805 | 4,206 | 7,190 | ..... | ..... | ..... | 22.3 | 23.0 | 20.2 | 34.5 | ..... | ..... | ..... | 4 |
| 928,475 | 674,240 | 272,036 | 5,401 | 92.18 | 3,630 | 4,045 | 3,580 | 6,100 | 4,290 | ..... | ..... | 16.8 | 18.7 | 16.5 | 28.2 | 19.8 | ..... | ..... | 5 |
| 1,541,649 | 1,142,758 | 485,549 | 7,155 | 85.24 | 2,840 | 3,446 | 3,430 | 5,607 | 10,728 | ..... | ..... | 10.9 | 13.2 | 13.2 | 21.5 | 41.2 | ..... | ..... | 6 |
| 2,604,234 | 1,962,098 | 876,822 | 9,404 | 80.90 | 2,491 | 3,140 | 3,260 | 5,860 | 12,750 | 5,353 | ..... | 7.6 | 9.6 | 9.9 | 17.8 | 38.8 | 16.3 | ..... | 7 |
| 3,118,810 | 1,980,845 | 912,265 | 13,086 | 82.53 | 1,170 | 1,565 | 1,900 | 3,235 | 7,135 | 12,800 | ..... | 4.2 | 5.6 | 6.8 | 11.6 | 25.7 | 46.0 | ..... | 8 |
| 2,190,214 | 1,767,788 | 892,056 | 15,337 | 77.07 | 665 | 1,060 | 1,130 | 1,956 | 4,070 | 7,583 | 720 | 3.9 | 6.2 | 6.6 | 11.4 | 23.7 | 44.1 | 4.2 | 9 |
| 1,811,451 | 1,521,329 | 777,497 | 17,981 | 75.39 | 496 | 515 | 600 | 1,150 | 2,690 | 4,334 | 2,198 | 4.1 | 4.3 | 5.0 | 9.6 | 22.4 | 36.2 | 18.3 | 10 |
| 8,120,494 | 6,853,910 | 3,555,945 | 26,615 | 75.49 | 955 | 1,381 | 1,525 | 2,737 | 6,330 | 8,918 | 15,566 | 2.6 | 3.7 | 4.1 | 7.3 | 16.9 | 23.8 | 41.6 | 11 |
| 6,972,890 | 8,249,356 | 4,280,189 | 46,888 | 68.08 | 455 | 545 | 535 | 1,295 | 2,609 | 3,357 | 10,013 | 2.4 | 2.9 | 2.8 | 6.9 | 13.9 | 17.8 | 53.2 | 12 |
| 9,856,400 | 85,082,487 | 20,690,579 | 141,023 | 27.00 | 301 | 390 | 435 | 1,003 | 1,772 | 2,056 | 7,162 | 2.3 | 3.0 | 3.3 | 7.6 | 13.5 | 15.7 | 54.6 | 13 |
| 14,022,815 | 45,162,948 | 3,235,790 | 27,682 | 17.07 | 2,083 | 1,286 | 1,272 | 2,504 | 5,726 | 6,930 | 12,384 | 6.5 | 4.0 | 4.0 | 7.8 | 17.8 | 21.5 | 38.5 | 14 |
| 2,820 | 2,205 | 355 | 7,394 | 1,474.44 | 605 | ..... | ..... | ..... | ..... | ..... | ..... | 100.0 | ..... | ..... | ..... | ..... | ..... | ..... | 15 |
| 10,470 | 8,827 | 2,075 | 8,270 | 502.62 | 610 | 235 | 40 | ..... | ..... | ..... | ..... | 68.9 | 26.6 | 4.5 | ..... | ..... | ..... | ..... | 16 |
| 18,360 | 16,105 | 4,900 | 7,927 | 205.80 | 165 | 240 | 200 | 100 | ..... | ..... | ..... | 23.4 | 34.0 | 28.4 | 14.2 | ..... | ..... | ..... | 17 |
| 13,750 | 12,515 | 4,055 | 8,522 | 143.72 | 70 | 90 | 65 | 121 | 40 | ..... | ..... | 18.1 | 23.3 | 16.8 | 31.3 | 10.4 | ..... | ..... | 18 |
| 71,875 | 50,180 | 16,855 | 9,171 | 115.13 | 170 | 180 | 175 | 390 | 400 | ..... | ..... | 12.9 | 13.7 | 13.3 | 29.7 | 30.4 | ..... | ..... | 19 |
| 95,090 | 65,270 | 24,710 | 10,488 | 90.29 | 115 | 85 | 115 | 240 | 625 | 80 | ..... | 9.1 | 6.7 | 9.1 | 19.0 | 49.6 | 6.3 | ..... | 20 |
| 217,485 | 157,793 | 55,045 | 17,795 | 74.45 | 110 | 90 | 195 | 340 | 936 | 515 | ..... | 5.0 | 4.1 | 8.9 | 15.6 | 42.8 | 23.6 | ..... | 21 |
| 102,860 | 87,032 | 32,152 | 13,949 | 70.67 | 30 | 50 | 40 | 125 | 360 | 326 | 10 | 3.2 | 5.3 | 4.3 | 13.3 | 38.3 | 34.6 | 1.1 | 22 |
| 127,828 | 88,815 | 26,700 | 15,892 | 66.73 | 30 | 35 | 25 | 85 | 265 | 426 | 26 | 3.4 | 3.9 | 2.8 | 9.5 | 29.7 | 47.8 | 2.9 | 23 |
| 978,802 | 781,877 | 180,875 | 16,037 | 43.06 | 60 | 101 | 185 | 345 | 1,060 | 2,025 | 749 | 1.3 | 2.2 | 4.1 | 7.6 | 23.4 | 44.8 | 16.6 | 24 |
| 2,409,482 | 2,111,023 | 339,775 | 20,585 | 27.95 | 60 | 105 | 90 | 350 | 810 | 1,501 | 3,065 | 1.0 | 1.8 | 1.5 | 5.9 | 13.5 | 25.1 | 51.2 | 25 |
| 9,973,993 | 41,781,306 | 2,548,293 | 50,250 | 13.13 | 58 | 75 | 142 | 408 | 1,230 | 2,057 | 8,534 | 0.5 | 0.6 | 1.1 | 3.3 | 9.8 | 16.5 | 68.3 | 26 |
| 5,244,170 | 7,338,201 | 1,609,688 | 22,471 | 72.31 | 4,377 | 2,951 | 3,327 | 5,885 | 9,993 | 5,518 | 4,169 | 12.1 | 8.1 | 9.2 | 16.2 | 27.6 | 15.2 | 11.5 | 27 |
| 9,574 | 7,348 | 230 | 6,981 | 1,428.14 | 1,781 | ..... | ..... | ..... | ..... | ..... | ..... | 100.0 | ..... | ..... | ..... | ..... | ..... | ..... | 28 |
| 39,217 | 21,432 | 1,770 | 8,404 | 505.61 | 1,536 | 1,015 | 215 | ..... | ..... | ..... | ..... | 55.5 | 36.7 | 7.8 | ..... | ..... | ..... | ..... | 29 |
| 128,765 | 45,373 | 9,005 | 10,569 | 268.45 | 370 | 910 | 1,640 | 1,445 | ..... | ..... | ..... | 8.5 | 20.8 | 37.6 | 33.1 | ..... | ..... | ..... | 30 |
| 96,930 | 33,180 | 10,570 | 13,392 | 227.41 | 130 | 165 | 295 | 1,185 | 435 | ..... | ..... | 5.9 | 7.5 | 13.3 | 53.6 | 19.7 | ..... | ..... | 31 |
| 393,838 | 109,712 | 27,845 | 17,633 | 216.29 | 195 | 200 | 405 | 1,460 | 4,092 | ..... | ..... | 3.1 | 3.1 | 6.4 | 23.0 | 64.4 | ..... | ..... | 32 |
| 272,349 | 102,717 | 37,040 | 20,048 | 175.81 | 100 | 170 | 200 | 465 | 2,016 | 456 | ..... | 2.9 | 5.0 | 5.9 | 13.6 | 59.2 | 13.4 | ..... | 33 |
| 359,334 | 187,762 | 95,980 | 20,060 | 127.98 | 135 | 235 | 235 | 485 | 1,256 | 1,315 | ..... | 3.7 | 6.4 | 6.4 | 13.2 | 34.3 | 35.9 | ..... | 34 |
| 186,986 | 87,473 | 43,765 | 26,662 | 134.41 | 30 | 45 | 80 | 180 | 440 | 721 | 11 | 2.0 | 3.0 | 5.3 | 11.9 | 29.2 | 47.8 | 0.7 | 35 |
| 196,925 | 115,769 | 62,225 | 27,651 | 115.71 | 20 | 65 | 30 | 140 | 351 | 581 | 177 | 1.5 | 4.8 | 2.2 | 10.3 | 25.7 | 42.6 | 13.0 | 36 |
| 774,167 | 562,740 | 260,423 | 29,804 | 82.69 | 50 | 110 | 185 | 326 | 846 | 1,491 | 1,039 | 1.2 | 2.7 | 4.6 | 8.1 | 20.9 | 36.8 | 25.7 | 37 |
| 904,655 | 753,734 | 311,163 | 42,440 | 61.28 | 30 | 20 | 35 | 136 | 396 | 532 | 1,389 | 1.2 | 0.8 | 1.4 | 5.4 | 15.6 | 21.0 | 54.7 | 38 |
| 1,881,430 | 5,310,961 | 749,672 | 82,073 | 28.39 | ..... | 16 | 7 | 63 | 161 | 422 | 1,553 | ..... | 0.7 | 0.3 | 2.8 | 7.2 | 19.0 | 69.9 | 39 |
| 2,730,138 | 31,528,380 | 1,224,376 | 33,284 | 13.64 | 452 | 423 | 426 | 1,034 | 2,769 | 3,223 | 2,695 | 4.1 | 3.8 | 3.9 | 9.4 | 25.1 | 29.2 | 24.5 | 40 |
| 935 | 955 | 70 | 5,575 | 1,208.06 | 170 | ..... | ..... | ..... | ..... | ..... | ..... | 100.0 | ..... | ..... | ..... | ..... | ..... | ..... | 41 |
| 3,385 | 3,370 | 900 | 7,932 | 484.63 | 135 | 80 | 10 | ..... | ..... | ..... | ..... | 60.0 | 36.0 | 4.0 | ..... | ..... | ..... | ..... | 42 |
| 6,000 | 4,265 | 465 | 8,512 | 217.41 | 25 | 50 | 70 | 65 | ..... | ..... | ..... | 11.9 | 23.8 | 33.3 | 31.0 | ..... | ..... | ..... | 43 |
| 5,245 | 3,175 | 375 | 6,984 | 115.53 | 15 | 20 | 15 | 55 | 20 | ..... | ..... | 12.0 | 16.0 | 12.0 | 44.0 | 16.0 | ..... | ..... | 44 |
| 38,320 | 17,670 | 1,520 | 9,598 | 118.12 | 30 | 70 | 45 | 155 | 355 | ..... | ..... | 4.6 | 10.7 | 6.9 | 23.7 | 54.2 | ..... | ..... | 45 |
| 56,908 | 21,095 | 3,050 | 11,272 | 97.22 | 5 | 35 | 20 | 110 | 320 | 91 | ..... | 0.9 | 6.0 | 3.4 | 18.9 | 55.1 | 15.7 | ..... | 46 |
| 128,395 | 65,825 | 8,150 | 15,012 | 93.66 | 10 | 30 | 85 | 130 | 565 | 370 | ..... | 0.8 | 2.5 | 7.1 | 10.9 | 47.5 | 31.1 | ..... | 47 |
| 51,862 | 34,570 | 5,960 | 14,593 | 71.18 | 5 | 20 | ..... | 45 | 140 | 206 | 5 | 1.2 | 4.8 | ..... | 10.7 | 33.3 | 48.9 | 1.2 | 48 |
| 63,950 | 39,450 | 5,860 | 19,396 | 82.28 | 5 | 5 | 5 | 50 | 125 | 235 | 30 | 1.1 | 1.1 | 1.1 | 11.0 | 27.5 | 51.6 | 6.6 | 49 |
| 282,263 | 338,550 | 33,545 | 18,219 | 49.72 | 5 | 30 | 65 | 116 | 425 | 792 | 243 | 0.3 | 1.8 | 3.9 | 6.9 | 25.4 | 47.3 | 14.5 | 50 |
| 395,815 | 780,945 | 68,172 | 22,309 | 30.57 | 25 | 35 | 30 | 100 | 335 | 448 | 553 | 1.6 | 2.3 | 2.0 | 6.6 | 22.0 | 29.4 | 36.2 | 51 |
| 1,697,060 | 30,218,510 | 1,097,009 | 70,093 | 10.24 | 22 | 48 | 81 | 208 | 484 | 1,081 | 1,864 | 0.6 | 1.3 | 2.1 | 5.5 | 12.8 | 28.5 | 49.2 | 52 |
| 10,995,064 | 26,584,683 | 3,202,634 | 26,129 | 32.56 | 5,080 | 2,932 | 2,035 | 3,278 | 7,718 | 9,084 | 10,429 | 12.5 | 7.2 | 5.0 | 8.1 | 19.0 | 22.4 | 25.7 | 53 |
| 10,616 | 3,958 | 165 | 8,276 | 1,739.94 | 2,349 | ..... | ..... | ..... | ..... | ..... | ..... | 100.0 | ..... | ..... | ..... | ..... | ..... | ..... | 54 |
| 44,913 | 14,049 | 1,490 | 9,545 | 592.77 | 1,804 | 1,415 | 220 | ..... | ..... | ..... | ..... | 52.5 | 41.1 | 6.4 | ..... | ..... | ..... | ..... | 55 |
| 56,446 | 24,460 | 4,250 | 9,960 | 255.88 | 321 | 545 | 670 | 470 | ..... | ..... | ..... | 16.0 | 27.2 | 33.4 | 23.4 | ..... | ..... | ..... | 56 |
| 43,366 | 20,670 | 3,460 | 11,712 | 200.29 | 110 | 150 | 185 | 386 | 200 | ..... | ..... | 10.7 | 14.5 | 17.9 | 37.4 | 19.4 | ..... | ..... | 57 |
| 188,901 | 53,377 | 12,842 | 13,765 | 169.23 | 136 | 192 | 216 | 640 | 1,874 | ..... | ..... | 4.4 | 6.3 | 7.1 | 20.9 | 61.3 | ..... | ..... | 58 |
| 178,112 | 60,725 | 11,750 | 15,795 | 134.18 | 106 | 80 | 105 | 280 | 1,075 | 465 | ..... | 5.0 | 3.8 | 5.0 | 13.3 | 50.9 | 22.0 | ..... | 59 |
| 497,483 | 178,696 | 40,905 | 19,705 | 123.99 | 100 | 180 | 200 | 325 | 1,267 | 2,202 | ..... | 2.3 | 4.2 | 4.7 | 7.6 | 29.6 | 51.5 | ..... | 60 |
| 164,810 | 87,916 | 21,650 | 20,508 | 104.25 | 45 | 25 | 50 | 165 | 286 | 638 | 32 | 3.6 | 2.0 | 4.0 | 13.3 | 23.0 | 51.4 | 2.6 | 61 |
| 217,070 | 118,550 | 23,935 | 23,147 | 96.72 | 20 | 30 | 60 | 106 | 295 | 678 | 221 | 1.4 | 2.1 | 4.3 | 7.5 | 20.9 | 48.1 | 15.7 | 62 |
| 1,407,211 | 997,290 | 221,805 | 21,667 | 58.68 | 25 | 140 | 180 | 421 | 1,241 | 2,347 | 2,011 | 0.4 | 2.2 | 2.8 | 6.6 | 19.5 | 36.9 | 31.6 | 63 |
| 2,249,766 | 2,186,492 | 363,135 | 26,537 | 36.30 | 25 | 120 | 90 | 276 | 721 | 1,460 | 3,274 | 0.4 | 2.0 | 1.5 | 4.6 | 12.1 | 24.5 | 54.9 | 64 |
| 5,936,370 | 22,838,500 | 2,497,247 | 68,939 | 19.48 | 39 | 55 | 59 | 209 | 759 | 1,294 | 4,891 | 0.5 | 0.8 | 0.8 | 2.9 | 10.4 | 17.7 | 66.9 | 65 |
| 2,793,884 | 43,706,797 | 7,764,654 | 26,868 | 16.26 | 5,918 | 2,890 | 1,457 | 1,754 | 2,056 | 2,171 | 2,914 | 30.9 | 15.1 | 7.6 | 9.2 | 10.7 | 11.3 | 15.2 | 66 |
| 14,610 | 1,960 | 335 | 6,010 | 1,061.34 | 2,820 | ..... | ..... | ..... | ..... | ..... | ..... | 100.0 | ..... | ..... | ..... | ..... | ..... | ..... | 67 |
| 49,425 | 11,455 | 2,535 | 6,324 | 375.51 | 1,645 | 1,585 | 350 | ..... | ..... | ..... | ..... | 45.9 | 44.3 | 9.8 | ..... | ..... | ..... | ..... | 68 |
| 43,800 | 16,575 | 6,435 | 9,298 | 244.60 | 350 | 355 | 335 | 495 | ..... | ..... | ..... | 22.8 | 23.1 | 21.8 | 32.2 | ..... | ..... | ..... | 69 |
| 35,858 | 14,924 | 6,300 | 12,032 | 208.98 | 120 | 140 | 126 | 210 | 245 | ..... | ..... | 14.3 | 16.6 | 15.0 | 25.0 | 29.1 | ..... | ..... | 70 |
| 63,595 | 32,330 | 12,215 | 15,003 | 186.89 | 175 | 140 | 135 | 200 | 465 | ..... | ..... | 15.7 | 12.6 | 12.1 | 17.9 | 41.7 | ..... | ..... | 71 |
| 60,090 | 39,268 | 17,655 | 17,795 | 152.39 | 130 | 115 | 60 | 120 | 230 | 160 | ..... | 16.0 | 14.1 | 7.4 | 14.7 | 28.2 | 19.6 | ..... | 72 |
| 110,511 | 106,185 | 47,025 | 16,865 | 106.04 | 185 | 130 | 70 | 105 | 240 | 477 | ..... | 15.3 | 10.8 | 5.8 | 8.7 | 19.9 | 39.5 | ..... | 73 |
| 54,155 | 42,901 | 18,690 | 26,931 | 134.40 | 30 | 45 | 40 | 60 | 61 | 175 | 15 | 7.0 | 10.6 | 9.4 | 14.1 | 14.3 | 41.1 | 3.5 | 74 |
| 58,844 | 49,840 | 18,670 | 26,156 | 109.34 | 30 | 30 | 35 | 30 | 70 | 110 | 126 | 7.0 | 7.0 | 8.1 | 7.0 | 16.2 | 25.5 | 29.2 | 75 |
| 443,301 | 432,009 | 114,710 | 22,457 | 61.16 | 110 | 70 | 95 | 185 | 215 | 585 | 834 | 5.3 | 3.3 | 4.5 | 8.8 | 10.3 | 27.9 | 39.8 | 76 |
| 595,698 | 1,002,699 | 249,298 | 25,023 | 34.87 | 152 | 115 | 75 | 105 | 185 | 265 | 970 | 8.1 | 6.2 | 4.0 | 5.6 | 9.9 | 14.2 | 52.0 | 77 |
| 1,263,997 | 41,956,651 | 7,270,786 | 82,149 | 10.09 | 171 | 165 | 136 | 244 | 345 | 399 | 969 | 7.0 | 6.8 | 5.6 | 10.0 | 14.2 | 16.4 | 39.9 | 78 |

## Table 10.—NUMBER OF FARMS, ALL LAND IN FARMS, VALUE OF FARMS, AND SPECIFIED CLASSES OF LAND

[Data are based on reports for

| | Region, division, State, and size group | Number of farms, 1950 | All land in farms, 1950 (acres) | Cropland harvested, 1949 | | | Cropland used only for pasture, 1949 (acres) | Cropland not harvested and not pastured, 1949 (acres) | | | Woodland pastured, 1949 (acres) | Woodland not pastured, 1949 (acres) | Other pasture (not cropland and not woodland), 1949 (acres) | Other land (house lots, roads, wasteland, etc.), 1949 (acres) |
|---|---|---|---|---|---|---|---|---|---|---|---|---|---|---|
| | | | | Farms reporting | Acres | Percent of all land in farms | | Total | Cultivated summer fallow[1] | Other | | | | |
| | THE WEST—MOUNTAIN—Continued | | | | | | | | | | | | | |
| 1 | **Arizona** | 10,412 | 40,026,931 | 7,170 | 898,629 | 2.2 | 167,067 | 211,742 | 55,033 | 156,709 | 7,125,306 | 80,167 | 31,016,747 | 527,273 |
| 2 | Under 10 acres | 1,947 | 8,506 | 870 | 3,030 | 35.6 | 2,280 | 560 | 15 | 545 | 85 | 50 | 410 | 2,091 |
| 3 | 10-29 | 1,858 | 30,321 | 1,286 | 13,554 | 44.7 | 6,431 | 3,340 | 190 | 3,150 | 270 | 250 | 1,675 | 4,801 |
| 4 | 30-49 | 1,139 | 43,329 | 938 | 21,135 | 48.8 | 6,355 | 5,355 | 1,050 | 4,305 | 600 | 395 | 3,117 | 6,372 |
| 5 | 50-69 | 476 | 28,022 | 405 | 13,785 | 49.2 | 4,065 | 2,995 | 420 | 2,575 | 1,952 | 520 | 2,085 | 2,620 |
| 6 | 70-99 | 799 | 64,423 | 665 | 34,460 | 53.5 | 6,710 | 5,385 | 1,170 | 4,215 | 1,863 | 220 | 8,760 | 7,025 |
| 7 | 100-139 | 449 | 52,741 | 353 | 23,908 | 45.3 | 6,140 | 3,160 | 735 | 2,425 | 3,965 | 675 | 7,085 | 7,808 |
| 8 | 140-179 | 638 | 100,460 | 505 | 43,971 | 43.8 | 14,045 | 8,160 | 1,275 | 6,885 | 7,970 | 1,045 | 17,182 | 8,087 |
| 9 | 180-219 | 203 | 40,385 | 188 | 23,771 | 58.9 | 1,476 | 2,570 | 665 | 1,905 | 1,020 | 2,725 | 5,090 | 3,733 |
| 10 | 220-259 | 216 | 51,337 | 197 | 26,668 | 51.9 | 3,348 | 2,992 | 200 | 2,792 | 2,448 | 426 | 8,293 | 7,162 |
| 11 | 260-499 | 782 | 275,779 | 645 | 127,551 | 46.3 | 19,764 | 28,266 | 4,846 | 23,420 | 16,151 | 2,435 | 60,872 | 20,740 |
| 12 | 500-999 | 568 | 395,419 | 465 | 164,305 | 41.6 | 23,955 | 29,093 | 4,985 | 24,108 | 24,430 | 16,412 | 107,722 | 29,502 |
| 13 | 1,000 and over | 1,337 | 38,936,209 | 653 | 402,491 | 1.0 | 72,498 | 119,866 | 39,482 | 80,384 | 7,064,552 | 55,014 | 30,794,456 | 427,332 |
| 14 | **Utah** | 24,198 | 10,854,289 | 21,578 | 1,313,726 | 12.1 | 322,898 | 475,729 | 355,835 | 119,894 | 1,475,635 | 96,972 | 6,696,867 | 472,462 |
| 15 | Under 10 acres | 4,340 | 17,873 | 2,575 | 8,845 | 49.5 | 1,437 | 820 | 255 | 565 | 70 | 15 | 1,972 | 4,714 |
| 16 | 10-29 | 3,873 | 70,233 | 3,607 | 45,989 | 65.5 | 5,070 | 4,680 | 1,480 | 3,200 | 579 | 233 | 7,235 | 6,447 |
| 17 | 30-49 | 2,955 | 115,900 | 2,825 | 70,920 | 61.2 | 8,690 | 7,300 | 3,020 | 4,280 | 850 | 130 | 15,590 | 12,420 |
| 18 | 50-69 | 1,911 | 111,019 | 1,894 | 67,610 | 60.9 | 7,748 | 5,029 | 2,670 | 2,359 | 900 | 72 | 19,710 | 9,950 |
| 19 | 70-99 | 2,329 | 192,194 | 2,278 | 107,027 | 55.7 | 11,824 | 13,856 | 6,150 | 7,706 | 1,780 | 1,110 | 39,384 | 17,213 |
| 20 | 100-139 | 1,735 | 202,814 | 1,699 | 99,622 | 49.1 | 15,690 | 15,670 | 8,395 | 7,275 | 2,835 | 1,470 | 47,587 | 19,940 |
| 21 | 140-179 | 1,373 | 216,640 | 1,333 | 87,474 | 40.4 | 17,232 | 19,094 | 10,284 | 8,810 | 7,010 | 785 | 61,714 | 23,331 |
| 22 | 180-219 | 919 | 181,728 | 893 | 66,226 | 36.4 | 12,600 | 17,660 | 11,390 | 6,270 | 7,220 | 1,344 | 55,000 | 21,678 |
| 23 | 220-259 | 532 | 126,290 | 517 | 44,133 | 34.9 | 8,585 | 14,980 | 7,795 | 7,185 | 4,885 | 435 | 39,278 | 13,994 |
| 24 | 260-499 | 1,652 | 593,583 | 1,602 | 168,876 | 28.5 | 37,435 | 65,655 | 47,845 | 17,810 | 42,195 | 6,255 | 219,190 | 53,977 |
| 25 | 500-999 | 1,051 | 749,699 | 996 | 164,475 | 21.9 | 43,586 | 91,918 | 80,010 | 11,908 | 63,175 | 29,985 | 288,407 | 68,153 |
| 26 | 1,000 and over | 1,528 | 8,276,316 | 1,359 | 382,529 | 4.6 | 153,001 | 219,067 | 176,541 | 42,526 | 1,344,136 | 55,138 | 5,901,800 | 220,645 |
| 27 | **Nevada** | 3,117 | 7,010,206 | 2,630 | 405,583 | 5.8 | 135,499 | 53,946 | 10,863 | 43,083 | 98,608 | 18,201 | 6,163,848 | 134,521 |
| 28 | Under 10 acres | 240 | 1,175 | 95 | 320 | 27.2 | 250 | 110 | 35 | 75 | ..... | ..... | 40 | 455 |
| 29 | 10-29 | 380 | 6,865 | 255 | 2,545 | 37.1 | 1,130 | 525 | 45 | 480 | ..... | ..... | 1,090 | 1,575 |
| 30 | 30-49 | 345 | 14,040 | 300 | 6,730 | 47.9 | 1,155 | 1,180 | 20 | 1,160 | 185 | ..... | 1,945 | 2,845 |
| 31 | 50-69 | 110 | 6,305 | 90 | 2,730 | 43.3 | 1,115 | 710 | ..... | 710 | ..... | ..... | 610 | 1,140 |
| 32 | 70-99 | 395 | 32,555 | 380 | 14,940 | 45.9 | 3,395 | 2,845 | 450 | 2,395 | 315 | 650 | 5,145 | 5,265 |
| 33 | 100-139 | 140 | 16,260 | 130 | 7,715 | 47.4 | 2,490 | 505 | 240 | 265 | 245 | 200 | 3,035 | 2,070 |
| 34 | 140-179 | 236 | 37,685 | 191 | 11,612 | 30.8 | 4,240 | 2,700 | 320 | 2,380 | 1,690 | 575 | 8,425 | 8,443 |
| 35 | 180-219 | 150 | 29,275 | 140 | 9,145 | 31.2 | 3,795 | 2,735 | 745 | 1,990 | 435 | 10 | 8,095 | 5,060 |
| 36 | 220-259 | 75 | 18,055 | 75 | 7,355 | 40.7 | 4,500 | 830 | 340 | 490 | 310 | ..... | 2,045 | 3,015 |
| 37 | 260-499 | 256 | 87,705 | 251 | 24,090 | 27.5 | 11,615 | 7,140 | 1,535 | 5,605 | 4,845 | 1,265 | 22,060 | 16,690 |
| 38 | 500-999 | 239 | 161,940 | 219 | 37,971 | 23.4 | 15,280 | 7,393 | 350 | 7,043 | 6,395 | 5,485 | 67,367 | 22,049 |
| 39 | 1,000 and over | 551 | 6,598,346 | 504 | 280,430 | 4.3 | 86,534 | 27,273 | 6,783 | 20,490 | 84,188 | 10,016 | 6,043,991 | 65,914 |
| | THE WEST—PACIFIC | | | | | | | | | | | | | |
| 40 | **Washington** | 69,821 | 17,706,301 | 56,111 | 4,254,999 | 24.0 | 708,457 | 2,758,856 | 2,435,811 | 323,045 | 2,512,593 | 838,221 | 6,063,860 | 569,315 |
| 41 | Under 10 acres | 13,957 | 70,113 | 8,078 | 22,924 | 32.7 | 12,810 | 4,445 | 615 | 3,830 | 3,510 | 4,415 | 4,364 | 17,645 |
| 42 | 10-29 | 17,810 | 292,666 | 13,746 | 104,709 | 35.8 | 48,859 | 17,303 | 3,240 | 14,063 | 31,040 | 31,785 | 22,806 | 36,164 |
| 43 | 30-49 | 8,985 | 342,663 | 7,517 | 108,604 | 31.7 | 52,716 | 18,972 | 4,075 | 14,897 | 53,295 | 48,119 | 26,725 | 34,232 |
| 44 | 50-69 | 4,081 | 236,181 | 3,551 | 77,738 | 32.9 | 39,613 | 11,263 | 2,310 | 8,953 | 34,625 | 33,720 | 21,024 | 18,198 |
| 45 | 70-99 | 5,356 | 433,328 | 4,736 | 137,715 | 31.8 | 61,028 | 22,705 | 7,185 | 15,520 | 89,185 | 57,200 | 33,730 | 31,765 |
| 46 | 100-139 | 3,389 | 390,933 | 3,100 | 110,319 | 28.2 | 56,658 | 17,384 | 5,453 | 11,931 | 79,620 | 63,413 | 31,932 | 31,607 |
| 47 | 140-179 | 3,172 | 499,422 | 2,944 | 151,684 | 30.4 | 50,746 | 32,157 | 10,255 | 21,902 | 123,707 | 70,517 | 39,082 | 31,529 |
| 48 | 180-219 | 1,494 | 295,925 | 1,353 | 81,822 | 27.6 | 31,134 | 18,811 | 8,940 | 9,871 | 65,845 | 53,472 | 24,400 | 20,801 |
| 49 | 220-259 | 1,221 | 291,223 | 1,110 | 83,627 | 28.7 | 24,156 | 20,775 | 13,950 | 6,825 | 78,235 | 36,515 | 27,823 | 20,092 |
| 50 | 260-499 | 3,663 | 1,329,157 | 3,502 | 459,414 | 34.6 | 78,644 | 158,358 | 123,871 | 34,487 | 280,852 | 142,375 | 151,307 | 58,207 |
| 51 | 500-999 | 3,056 | 2,184,082 | 2,961 | 762,116 | 34.9 | 62,935 | 476,948 | 433,358 | 43,590 | 348,713 | 120,185 | 333,635 | 79,550 |
| 52 | 1,000 and over | 3,637 | 11,340,608 | 3,513 | 2,154,327 | 19.0 | 189,158 | 1,959,735 | 1,822,559 | 137,176 | 1,324,326 | 176,505 | 5,347,032 | 189,525 |
| 53 | **Oregon** | 59,747 | 20,275,572 | 47,525 | 3,206,101 | 15.8 | 960,219 | 1,334,821 | 970,305 | 364,516 | 3,657,970 | 930,440 | 9,575,139 | 610,882 |
| 54 | Under 10 acres | 10,648 | 52,623 | 5,807 | 16,478 | 31.3 | 9,962 | 3,882 | 1,020 | 2,862 | 2,115 | 1,710 | 4,560 | 13,916 |
| 55 | 10-29 | 12,154 | 203,268 | 9,277 | 75,324 | 37.1 | 31,515 | 15,301 | 4,975 | 10,326 | 21,735 | 15,166 | 18,763 | 25,464 |
| 56 | 30-49 | 7,195 | 277,175 | 5,945 | 101,010 | 36.4 | 35,116 | 19,397 | 5,195 | 14,202 | 39,725 | 29,775 | 24,540 | 27,612 |
| 57 | 50-69 | 3,883 | 225,147 | 3,347 | 84,678 | 37.6 | 25,373 | 13,151 | 3,985 | 9,166 | 38,110 | 24,230 | 20,075 | 19,530 |
| 58 | 70-99 | 5,592 | 462,055 | 4,891 | 176,519 | 38.2 | 52,695 | 25,691 | 7,779 | 17,912 | 67,895 | 57,600 | 41,195 | 40,460 |
| 59 | 100-139 | 3,957 | 462,807 | 3,542 | 172,963 | 37.4 | 50,801 | 23,505 | 7,770 | 15,735 | 80,775 | 61,783 | 37,350 | 35,630 |
| 60 | 140-179 | 3,629 | 572,085 | 3,112 | 193,092 | 33.8 | 51,368 | 31,419 | 11,820 | 19,599 | 105,695 | 85,025 | 65,516 | 39,970 |
| 61 | 180-219 | 1,882 | 369,573 | 1,647 | 128,066 | 34.7 | 29,109 | 19,495 | 7,250 | 12,245 | 78,630 | 50,326 | 43,297 | 20,650 |
| 62 | 220-259 | 1,469 | 350,791 | 1,324 | 123,450 | 35.2 | 31,453 | 21,797 | 5,867 | 15,930 | 59,808 | 42,240 | 46,190 | 25,853 |
| 63 | 260-499 | 3,724 | 1,324,910 | 3,417 | 392,271 | 29.6 | 111,925 | 97,052 | 63,320 | 33,732 | 296,286 | 157,460 | 190,913 | 79,003 |
| 64 | 500-999 | 2,386 | 1,645,491 | 2,156 | 363,948 | 22.1 | 100,845 | 166,959 | 116,627 | 50,332 | 349,193 | 151,203 | 445,733 | 67,610 |
| 65 | 1,000 and over | 3,228 | 14,329,647 | 3,060 | 1,378,302 | 9.6 | 430,057 | 897,172 | 734,697 | 162,475 | 2,518,003 | 253,922 | 8,637,007 | 215,184 |
| 66 | **California** | 137,030 | 36,085,664 | 104,332 | 7,950,663 | 22.0 | 3,442,161 | 2,287,829 | 1,289,736 | 998,099 | 6,059,859 | 1,049,716 | 13,373,378 | 1,922,058 |
| 67 | Under 10 acres | 37,402 | 159,500 | 20,519 | 75,596 | 47.4 | 13,608 | 11,607 | 1,202 | 10,405 | 1,020 | 1,320 | 8,322 | 48,027 |
| 68 | 10-29 | 35,867 | 597,188 | 29,509 | 366,378 | 61.4 | 61,741 | 41,885 | 6,582 | 35,303 | 5,958 | 7,125 | 34,257 | 79,844 |
| 69 | 30-49 | 15,893 | 599,575 | 13,783 | 367,055 | 61.2 | 68,228 | 38,535 | 6,676 | 31,859 | 10,652 | 13,098 | 40,423 | 61,584 |
| 70 | 50-69 | 7,303 | 421,499 | 6,462 | 253,772 | 60.2 | 46,754 | 29,215 | 5,387 | 23,828 | 11,197 | 9,975 | 32,161 | 38,425 |
| 71 | 70-99 | 7,954 | 645,634 | 6,883 | 364,560 | 56.5 | 74,682 | 52,155 | 9,389 | 42,766 | 27,120 | 16,257 | 50,487 | 60,373 |
| 72 | 100-139 | 5,720 | 662,106 | 4,998 | 353,014 | 53.3 | 76,195 | 46,729 | 11,524 | 35,205 | 36,208 | 24,411 | 67,015 | 58,534 |
| 73 | 140-179 | 4,877 | 766,942 | 4,005 | 350,307 | 45.7 | 92,724 | 62,896 | 15,566 | 47,330 | 53,950 | 40,014 | 84,564 | 82,487 |
| 74 | 180-219 | 2,526 | 498,870 | 2,213 | 234,893 | 47.1 | 74,099 | 35,360 | 9,874 | 25,486 | 36,925 | 16,560 | 55,095 | 45,938 |
| 75 | 220-259 | 2,030 | 483,472 | 1,757 | 214,846 | 44.4 | 71,268 | 36,013 | 12,827 | 23,186 | 34,516 | 17,783 | 68,303 | 40,743 |
| 76 | 260-499 | 6,604 | 2,348,936 | 5,591 | 971,031 | 41.3 | 277,008 | 191,519 | 70,461 | 121,058 | 235,642 | 119,434 | 361,567 | 192,735 |
| 77 | 500-999 | 4,853 | 3,403,134 | 3,997 | 1,184,193 | 34.8 | 415,070 | 255,017 | 127,463 | 127,554 | 492,670 | 143,818 | 708,525 | 203,841 |
| 78 | 1,000 and over | 6,001 | 25,498,808 | 4,615 | 3,215,018 | 12.6 | 2,170,784 | 1,486,898 | 1,012,779 | 474,119 | 5,114,001 | 639,921 | 11,862,659 | 1,009,527 |

[1]The inquiry on cultivated summer fallow was not on the questionnaire for those States in which summer fallow is negligible.
[2]0.05 percent or less.

## ACCORDING TO USE, BY SIZE OF FARM; BY DIVISIONS AND STATES: CENSUS OF 1950—Continued

only a sample of farms. See text]

| Cropland total, 1949 (acres) | Land pastured total, 1949 (acres) | Woodland total, 1949 (acres) | Value of land and buildings, 1950 (dollars) | | Farms by acres of cropland harvested, 1949 | | | | | | | | | | | | | |
|---|---|---|---|---|---|---|---|---|---|---|---|---|---|---|---|---|---|---|
| | | | | | Number | | | | | | | Percent distribution | | | | | | |
| | | | Average per farm | Average per acre | 1-9 acres | 10-19 acres | 20-29 acres | 30-49 acres | 50-99 acres | 100-199 acres | 200 acres and over | 1-9 acres | 10-19 acres | 20-29 acres | 30-49 acres | 50-99 acres | 100-199 acres | 200 acres and over | |
| 1,277,438 | 38,309,120 | 7,205,473 | 47,138 | 18.00 | 2,082 | 981 | 626 | 839 | 926 | 666 | 1,050 | 29.0 | 13.7 | 8.7 | 11.7 | 12.9 | 9.3 | 14.6 | 1 |
| 5,870 | 2,775 | 135 | 8,760 | 2,003.91 | 870 | ..... | ..... | ..... | ..... | ..... | ..... | 100.0 | ..... | ..... | ..... | ..... | ..... | ..... | 2 |
| 23,325 | 8,376 | 520 | 15,553 | 955.70 | 660 | 510 | 116 | ..... | ..... | ..... | ..... | 51.3 | 39.7 | 9.0 | ..... | ..... | ..... | ..... | 3 |
| 32,845 | 10,072 | 995 | 15,843 | 411.43 | 171 | 200 | 206 | 361 | ..... | ..... | ..... | 18.2 | 21.3 | 22.0 | 38.5 | ..... | ..... | ..... | 4 |
| 20,845 | 8,102 | 2,472 | 24,980 | 422.09 | 50 | 50 | 80 | 125 | 100 | ..... | ..... | 12.3 | 12.3 | 19.8 | 30.9 | 24.7 | ..... | ..... | 5 |
| 46,555 | 17,333 | 2,083 | 23,885 | 298.75 | 55 | 55 | 65 | 85 | 405 | ..... | ..... | 8.3 | 8.3 | 9.8 | 12.8 | 60.9 | ..... | ..... | 6 |
| 33,208 | 17,190 | 4,640 | 28,484 | 246.18 | 50 | 15 | 20 | 45 | 120 | 103 | ..... | 14.2 | 4.2 | 5.7 | 12.7 | 34.0 | 29.2 | ..... | 7 |
| 66,176 | 39,197 | 9,015 | 28,861 | 185.24 | 65 | 21 | 45 | 60 | 56 | 258 | ..... | 12.9 | 4.2 | 8.9 | 11.9 | 11.1 | 51.1 | ..... | 8 |
| 27,817 | 7,586 | 3,745 | 42,351 | 213.62 | 10 | ..... | 5 | 16 | 25 | 112 | 20 | 5.3 | ..... | 2.7 | 8.5 | 13.3 | 59.6 | 10.6 | 9 |
| 33,008 | 14,089 | 2,874 | 58,155 | 245.12 | 10 | 15 | 5 | 20 | 30 | 46 | 71 | 5.1 | 7.6 | 2.5 | 10.2 | 15.2 | 23.4 | 36.0 | 10 |
| 175,581 | 96,787 | 18,586 | 64,614 | 183.99 | 56 | 37 | 15 | 25 | 75 | 56 | 381 | 8.7 | 5.7 | 2.3 | 3.9 | 11.6 | 8.7 | 59.1 | 11 |
| 217,353 | 156,107 | 40,842 | 88,465 | 127.90 | 30 | 30 | 20 | 28 | 36 | 27 | 294 | 6.5 | 6.5 | 4.3 | 6.0 | 7.7 | 5.8 | 63.2 | 12 |
| 594,855 | 37,931,506 | 7,119,566 | 184,269 | 9.08 | 55 | 48 | 49 | 74 | 79 | 64 | 284 | 8.4 | 7.4 | 7.5 | 11.3 | 12.1 | 9.8 | 43.5 | 13 |
| 2,112,353 | 8,495,400 | 1,572,607 | 19,094 | 47.52 | 4,369 | 2,978 | 2,521 | 4,105 | 4,669 | 1,870 | 1,066 | 20.2 | 13.8 | 11.7 | 19.0 | 21.6 | 8.7 | 4.9 | 14 |
| 11,102 | 3,479 | 85 | 8,770 | 1,967.31 | 2,575 | ..... | ..... | ..... | ..... | ..... | ..... | 100.0 | ..... | ..... | ..... | ..... | ..... | ..... | 15 |
| 55,739 | 12,884 | 812 | 10,285 | 574.13 | 1,206 | 1,861 | 540 | ..... | ..... | ..... | ..... | 33.4 | 51.6 | 15.0 | ..... | ..... | ..... | ..... | 16 |
| 86,910 | 25,130 | 980 | 11,920 | 300.68 | 280 | 535 | 955 | 1,055 | ..... | ..... | ..... | 9.9 | 18.9 | 33.8 | 37.3 | ..... | ..... | ..... | 17 |
| 80,387 | 28,358 | 972 | 15,823 | 269.73 | 60 | 151 | 415 | 920 | 348 | ..... | ..... | 3.2 | 8.0 | 21.9 | 48.6 | 18.4 | ..... | ..... | 18 |
| 132,707 | 52,988 | 2,890 | 16,865 | 207.98 | 96 | 140 | 240 | 715 | 1,087 | ..... | ..... | 4.2 | 6.1 | 10.5 | 31.4 | 47.7 | ..... | ..... | 19 |
| 130,982 | 66,112 | 4,305 | 20,542 | 173.78 | 21 | 85 | 110 | 435 | 957 | 91 | ..... | 1.2 | 5.0 | 6.5 | 25.6 | 56.3 | 5.4 | ..... | 20 |
| 123,800 | 85,956 | 7,795 | 19,352 | 122.90 | 35 | 65 | 70 | 300 | 660 | 203 | ..... | 2.6 | 4.9 | 5.3 | 22.5 | 49.5 | 15.2 | ..... | 21 |
| 96,486 | 74,820 | 8,564 | 21,058 | 106.34 | 35 | 25 | 55 | 165 | 395 | 213 | 5 | 3.9 | 2.8 | 6.2 | 18.5 | 44.2 | 23.9 | 0.6 | 22 |
| 67,698 | 52,748 | 5,320 | 25,339 | 106.43 | 10 | 30 | 20 | 75 | 206 | 151 | 25 | 1.9 | 5.8 | 3.9 | 14.5 | 39.8 | 29.2 | 4.8 | 23 |
| 271,966 | 298,820 | 48,450 | 24,715 | 69.50 | 20 | 36 | 55 | 220 | 576 | 524 | 171 | 1.2 | 2.2 | 3.4 | 13.7 | 36.0 | 32.7 | 10.7 | 24 |
| 299,979 | 395,168 | 93,160 | 32,521 | 45.30 | 15 | 20 | 30 | 77 | 196 | 335 | 323 | 1.5 | 2.0 | 3.0 | 7.7 | 19.7 | 33.6 | 32.4 | 25 |
| 754,597 | 7,398,937 | 1,399,274 | 73,022 | 14.99 | 16 | 30 | 31 | 143 | 244 | 353 | 542 | 1.2 | 2.2 | 2.3 | 10.5 | 18.0 | 26.0 | 39.9 | 26 |
| 595,028 | 6,397,955 | 116,809 | 36,046 | 21.68 | 321 | 362 | 246 | 394 | 535 | 322 | 450 | 12.2 | 13.8 | 9.4 | 15.0 | 20.3 | 12.2 | 17.1 | 27 |
| 680 | 290 | ..... | 11,284 | 1,928.93 | 95 | ..... | ..... | ..... | ..... | ..... | ..... | 100.0 | ..... | ..... | ..... | ..... | ..... | ..... | 28 |
| 4,200 | 2,220 | ..... | 13,118 | 739.20 | 125 | 105 | 25 | ..... | ..... | ..... | ..... | 49.0 | 41.2 | 9.8 | ..... | ..... | ..... | ..... | 29 |
| 9,065 | 3,285 | 185 | 8,929 | 218.35 | 25 | 95 | 95 | 85 | ..... | ..... | ..... | 8.3 | 31.7 | 31.7 | 28.3 | ..... | ..... | ..... | 30 |
| 4,555 | 1,725 | ..... | 12,322 | 213.61 | 5 | 15 | 10 | 60 | ..... | ..... | ..... | 5.6 | 16.7 | 11.1 | 66.7 | ..... | ..... | ..... | 31 |
| 21,180 | 8,855 | 965 | 14,129 | 170.81 | 25 | 50 | 45 | 120 | 140 | ..... | ..... | 6.6 | 13.2 | 11.8 | 31.6 | 36.8 | ..... | ..... | 32 |
| 10,710 | 5,770 | 445 | 20,164 | 173.82 | 5 | 15 | 5 | 20 | 70 | 15 | ..... | 3.8 | 11.5 | 3.8 | 15.4 | 53.8 | 11.5 | ..... | 33 |
| 18,552 | 14,355 | 2,265 | 22,368 | 139.36 | 5 | 30 | 15 | 20 | 95 | 26 | ..... | 2.6 | 15.7 | 7.9 | 10.5 | 49.7 | 13.6 | ..... | 34 |
| 15,675 | 12,325 | 445 | 28,838 | 147.80 | 10 | 20 | 10 | 20 | 40 | 40 | ..... | 7.1 | 14.3 | 7.1 | 14.3 | 28.6 | 28.6 | ..... | 35 |
| 12,685 | 6,855 | 310 | 37,048 | 153.86 | ..... | 5 | ..... | 15 | 20 | 35 | ..... | ..... | 6.7 | ..... | 20.0 | 26.7 | 46.7 | ..... | 36 |
| 42,845 | 38,520 | 6,110 | 33,400 | 98.66 | 15 | 5 | 35 | 21 | 75 | 60 | 40 | 6.0 | 2.0 | 13.9 | 8.4 | 29.9 | 23.9 | 15.9 | 37 |
| 60,644 | 89,042 | 11,880 | 46,660 | 68.97 | 10 | 10 | 6 | 11 | 61 | 48 | 73 | 4.6 | 4.6 | 2.7 | 5.0 | 27.9 | 21.9 | 33.3 | 38 |
| 394,237 | 6,214,713 | 94,204 | 109,436 | 12.48 | 1 | 12 | ..... | 22 | 34 | 98 | 337 | 0.2 | 2.4 | ..... | 4.4 | 6.7 | 19.4 | 66.9 | 39 |
| 7,722,312 | 9,284,910 | 3,350,814 | 20,693 | 87.17 | 23,320 | 9,465 | 5,221 | 5,407 | 4,646 | 2,709 | 5,343 | 41.6 | 16.9 | 9.3 | 9.6 | 8.3 | 4.8 | 9.5 | 40 |
| 40,179 | 20,684 | 7,925 | 8,191 | 1,586.50 | 8,078 | ..... | ..... | ..... | ..... | ..... | ..... | 100.0 | ..... | ..... | ..... | ..... | ..... | ..... | 41 |
| 170,871 | 102,705 | 62,825 | 9,787 | 596.17 | 9,632 | 3,607 | 507 | ..... | ..... | ..... | ..... | 70.1 | 26.2 | 3.7 | ..... | ..... | ..... | ..... | 42 |
| 180,292 | 132,736 | 101,414 | 11,542 | 298.44 | 2,765 | 2,485 | 1,542 | 725 | ..... | ..... | ..... | 36.8 | 33.1 | 20.5 | 9.6 | ..... | ..... | ..... | 43 |
| 128,614 | 95,262 | 68,345 | 14,532 | 248.80 | 825 | 901 | 740 | 912 | 173 | ..... | ..... | 23.2 | 25.4 | 20.8 | 25.7 | 4.9 | ..... | ..... | 44 |
| 221,448 | 183,943 | 146,385 | 15,790 | 195.71 | 795 | 991 | 890 | 1,208 | 852 | ..... | ..... | 16.8 | 20.9 | 18.8 | 25.5 | 18.0 | ..... | ..... | 45 |
| 184,361 | 168,210 | 143,033 | 19,351 | 167.85 | 456 | 567 | 516 | 746 | 716 | 99 | ..... | 14.7 | 18.3 | 16.6 | 24.1 | 23.1 | 3.2 | ..... | 46 |
| 234,587 | 213,335 | 194,224 | 20,153 | 128.45 | 320 | 425 | 370 | 591 | 780 | 458 | ..... | 10.9 | 14.4 | 12.6 | 20.1 | 26.5 | 15.6 | ..... | 47 |
| 131,767 | 121,019 | 118,957 | 26,197 | 131.52 | 120 | 175 | 165 | 240 | 376 | 272 | 5 | 8.9 | 12.9 | 12.2 | 17.7 | 27.8 | 20.1 | 0.4 | 48 |
| 128,558 | 130,214 | 114,750 | 27,372 | 114.87 | 55 | 90 | 115 | 251 | 285 | 241 | 73 | 5.0 | 8.1 | 10.4 | 22.6 | 25.7 | 21.7 | 6.6 | 49 |
| 696,416 | 510,803 | 423,227 | 35,266 | 97.23 | 195 | 115 | 246 | 466 | 762 | 814 | 904 | 5.6 | 3.3 | 7.0 | 13.3 | 21.8 | 23.2 | 25.8 | 50 |
| 1,301,999 | 745,283 | 468,898 | 63,247 | 88.09 | 65 | 75 | 91 | 190 | 426 | 443 | 1,671 | 2.2 | 2.5 | 3.1 | 6.4 | 14.4 | 15.0 | 56.4 | 51 |
| 4,303,220 | 6,860,516 | 1,500,831 | 111,995 | 37.66 | 14 | 34 | 39 | 78 | 276 | 382 | 2,690 | 0.4 | 1.0 | 1.1 | 2.2 | 7.9 | 10.9 | 76.6 | 52 |
| 5,501,141 | 14,193,328 | 4,588,410 | 19,918 | 62.83 | 16,561 | 7,688 | 4,303 | 5,650 | 5,832 | 4,157 | 3,334 | 34.8 | 16.2 | 9.1 | 11.9 | 12.3 | 8.7 | 7.0 | 53 |
| 30,322 | 16,637 | 3,825 | 8,124 | 1,614.60 | 5,807 | ..... | ..... | ..... | ..... | ..... | ..... | 100.0 | ..... | ..... | ..... | ..... | ..... | ..... | 54 |
| 122,140 | 72,013 | 36,901 | 10,027 | 587.18 | 6,075 | 2,892 | 310 | ..... | ..... | ..... | ..... | 65.5 | 31.2 | 3.3 | ..... | ..... | ..... | ..... | 55 |
| 155,523 | 99,381 | 69,500 | 11,707 | 306.06 | 1,600 | 1,753 | 1,422 | 970 | ..... | ..... | ..... | 30.3 | 29.5 | 23.9 | 16.3 | ..... | ..... | ..... | 56 |
| 123,202 | 83,558 | 62,340 | 14,623 | 250.42 | 706 | 696 | 600 | 1,045 | 300 | ..... | ..... | 21.1 | 20.8 | 17.9 | 31.2 | 9.0 | ..... | ..... | 57 |
| 254,905 | 161,785 | 125,495 | 15,415 | 188.61 | 750 | 770 | 580 | 1,366 | 1,425 | ..... | ..... | 15.3 | 15.7 | 11.9 | 27.9 | 29.1 | ..... | ..... | 58 |
| 247,269 | 168,926 | 142,558 | 20,227 | 172.92 | 425 | 460 | 385 | 611 | 1,380 | 281 | ..... | 12.0 | 13.0 | 10.9 | 17.3 | 39.0 | 7.9 | ..... | 59 |
| 275,879 | 222,579 | 190,720 | 21,269 | 134.33 | 375 | 345 | 291 | 455 | 846 | 800 | ..... | 12.1 | 11.1 | 9.4 | 14.6 | 27.2 | 25.7 | ..... | 60 |
| 176,670 | 151,036 | 128,956 | 25,363 | 129.18 | 160 | 196 | 150 | 205 | 305 | 611 | 20 | 9.7 | 11.9 | 9.1 | 12.4 | 18.5 | 37.1 | 1.2 | 61 |
| 176,700 | 137,451 | 102,048 | 29,685 | 125.28 | 110 | 111 | 100 | 170 | 241 | 464 | 128 | 8.3 | 8.4 | 7.6 | 12.8 | 18.2 | 35.0 | 9.7 | 62 |
| 601,248 | 599,124 | 453,746 | 35,188 | 98.93 | 236 | 305 | 270 | 385 | 602 | 938 | 681 | 6.9 | 8.9 | 7.9 | 11.3 | 17.6 | 27.5 | 19.9 | 63 |
| 631,752 | 895,771 | 500,396 | 43,381 | 63.08 | 85 | 110 | 110 | 270 | 401 | 467 | 713 | 3.9 | 5.1 | 5.1 | 12.5 | 18.6 | 21.7 | 33.1 | 64 |
| 2,705,531 | 11,585,067 | 2,771,925 | 89,669 | 20.95 | 32 | 50 | 85 | 173 | 332 | 596 | 1,792 | 1.0 | 1.6 | 2.8 | 5.7 | 10.8 | 19.5 | 58.6 | 65 |
| 13,680,653 | 22,875,398 | 7,109,575 | 40,427 | 163.01 | 35,315 | 19,948 | 9,590 | 12,535 | 11,612 | 7,398 | 7,934 | 33.8 | 19.1 | 9.2 | 12.0 | 11.1 | 7.1 | 7.6 | 66 |
| 100,811 | 22,950 | 2,340 | 13,686 | 3,141.42 | 20,519 | ..... | ..... | ..... | ..... | ..... | ..... | 100.0 | ..... | ..... | ..... | ..... | ..... | ..... | 67 |
| 470,004 | 101,956 | 13,083 | 19,617 | 1,168.30 | 10,711 | 15,154 | 3,644 | ..... | ..... | ..... | ..... | 36.3 | 51.4 | 12.3 | ..... | ..... | ..... | ..... | 68 |
| 473,818 | 119,303 | 23,750 | 28,145 | 738.37 | 1,419 | 2,097 | 3,473 | 6,794 | ..... | ..... | ..... | 10.3 | 15.2 | 25.2 | 49.3 | ..... | ..... | ..... | 69 |
| 329,741 | 90,112 | 21,172 | 39,043 | 679.42 | 405 | 718 | 699 | 2,281 | 2,359 | ..... | ..... | 6.3 | 11.1 | 10.8 | 35.3 | 36.5 | ..... | ..... | 70 |
| 491,397 | 152,289 | 43,377 | 39,514 | 487.76 | 541 | 559 | 499 | 1,037 | 4,247 | ..... | ..... | 7.9 | 8.1 | 7.2 | 15.1 | 61.7 | ..... | ..... | 71 |
| 475,938 | 179,418 | 60,619 | 51,083 | 440.70 | 326 | 328 | 301 | 650 | 1,866 | 1,527 | ..... | 6.5 | 6.6 | 6.0 | 13.0 | 37.3 | 30.6 | ..... | 72 |
| 505,927 | 231,238 | 93,964 | 48,432 | 309.41 | 441 | 248 | 212 | 390 | 761 | 1,953 | ..... | 11.0 | 6.2 | 5.3 | 9.7 | 19.0 | 48.8 | ..... | 73 |
| 344,352 | 166,119 | 53,485 | 72,576 | 366.90 | 138 | 136 | 126 | 242 | 360 | 1,077 | 134 | 6.2 | 6.1 | 5.7 | 10.9 | 16.3 | 48.7 | 6.1 | 74 |
| 322,127 | 174,087 | 52,299 | 66,686 | 280.00 | 115 | 95 | 81 | 171 | 332 | 434 | 529 | 6.5 | 5.4 | 4.6 | 9.7 | 18.9 | 24.7 | 30.1 | 75 |
| 1,439,558 | 874,217 | 355,076 | 82,814 | 233.42 | 368 | 289 | 173 | 442 | 739 | 1,188 | 2,392 | 6.6 | 5.2 | 3.1 | 7.9 | 13.2 | 21.2 | 42.8 | 76 |
| 1,854,280 | 1,616,265 | 636,488 | 110,841 | 159.18 | 193 | 170 | 206 | 224 | 469 | 580 | 2,155 | 4.8 | 4.3 | 5.2 | 5.6 | 11.7 | 14.5 | 53.9 | 77 |
| 6,872,700 | 19,147,444 | 5,753,922 | 236,797 | 57.10 | 139 | 154 | 176 | 304 | 479 | 639 | 2,724 | 3.0 | 3.3 | 3.8 | 6.6 | 10.4 | 13.8 | 59.0 | 78 |

## Table 11.—NUMBER OF FARMS, ALL LAND IN FARMS, AND VALUE OF FARMS, 1950, 1945, AND 1940; AND SPECIFIED CLASSES OF LAND ACCORDING TO USE, 1949, 1944, AND 1939; BY SIZE OF FARM; BY DIVISIONS AND STATES

[All 1950 data are based on reports for only a sample of farms. See text.]

| Region, division, State, and size group | Number of farms | | | All land in farms (acres) | | | Cropland harvested (acres) | | | Value of farms (land and buildings) (dollars) | | | | | |
|---|---|---|---|---|---|---|---|---|---|---|---|---|---|---|---|
| | | | | | | | | | | Average per farm | | | Average per acre | | |
| | 1950 | 1945 | 1940 | 1950 | 1945 | 1940 | 1949 | 1944 | 1939 | 1950 | 1945 | 1940 | 1950 | 1945 | 1940 |
| United States | 5,379,250 | 5,859,169 | 6,096,799 | 1,159,789,020 | 1,141,615,364 | 1,060,852,374 | 345,528,410 | 352,865,765 | 321,242,430 | 13,911 | 7,917 | 5,518 | 66.75 | 40.63 | 31.71 |
| Under 10 acres | 480,373 | 594,561 | 506,402 | 2,429,505 | 2,805,435 | 2,667,754 | 973,734 | 1,274,206 | 1,336,852 | 5,522 | 2,889 | 2,204 | 1,066.55 | 612.30 | 418.39 |
| 10-29 | 852,956 | 945,608 | 1,012,971 | 15,391,045 | 16,864,332 | 18,110,988 | 8,174,986 | 9,765,855 | 10,945,895 | 4,981 | 2,915 | 2,047 | 272.10 | 163.43 | 114.50 |
| 30-49 | 623,582 | 708,796 | 767,289 | 23,944,674 | 27,073,699 | 29,387,773 | 10,693,557 | 13,303,610 | 14,590,810 | 5,586 | 3,275 | 2,378 | 144.25 | 85.75 | 62.09 |
| 50-69 | 426,048 | 472,415 | 510,305 | 24,735,748 | 27,209,068 | 29,466,532 | 9,859,977 | 11,808,561 | 13,121,261 | 6,727 | 4,062 | 3,025 | 114.94 | 70.53 | 52.38 |
| 70-99 | 620,131 | 684,905 | 780,743 | 50,891,949 | 55,996,749 | 63,850,159 | 20,760,795 | 24,055,667 | 27,609,845 | 8,460 | 5,298 | 3,930 | 102.68 | 64.80 | 48.06 |
| 100-139 | 581,099 | 633,851 | 688,163 | 67,550,309 | 73,069,894 | 79,416,399 | 27,855,927 | 30,852,986 | 33,145,376 | 10,977 | 6,867 | 5,152 | 94.04 | 59.57 | 44.64 |
| 140-179 | 522,272 | 565,958 | 621,578 | 82,392,069 | 89,304,959 | 98,092,129 | 39,133,283 | 42,411,205 | 44,046,755 | 15,524 | 9,676 | 6,954 | 98.04 | 61.32 | 44.07 |
| 180-219 | 276,283 | 282,839 | 279,577 | 54,547,308 | 55,799,959 | 55,149,121 | 24,282,588 | 24,761,997 | 23,094,641 | 18,442 | 11,538 | 8,438 | 93.19 | 58.48 | 42.78 |
| 220-259 | 213,972 | 210,376 | 206,759 | 50,840,783 | 50,002,066 | 49,139,505 | 24,420,920 | 24,265,057 | 22,156,236 | 22,708 | 14,622 | 10,542 | 95.52 | 61.52 | 44.36 |
| 260-499 | 477,558 | 473,184 | 458,787 | 166,583,952 | 164,647,588 | 159,568,522 | 76,561,019 | 76,209,472 | 65,224,568 | 27,969 | 17,220 | 12,180 | 80.03 | 49.49 | 35.02 |
| 500-999 | 183,913 | 173,777 | 163,694 | 125,981,122 | 118,835,657 | 111,934,589 | 48,595,834 | 46,307,792 | 34,449,940 | 39,422 | 22,996 | 15,825 | 57.53 | 33.63 | 23.14 |
| 1,000 and over | 121,063 | 112,899 | 100,531 | 494,500,556 | 460,005,958 | 364,068,903 | 54,215,790 | 47,849,357 | 31,520,251 | 92,478 | 50,783 | 34,120 | 24.23 | 12.46 | 9.42 |
| The North | 2,267,083 | 2,483,578 | 2,579,959 | 441,225,732 | 447,715,207 | 435,088,277 | 208,493,139 | 212,322,529 | 186,535,945 | 17,152 | 10,228 | 7,329 | 86.94 | 56.74 | 43.46 |
| Under 10 acres | 148,890 | 187,286 | 171,559 | 711,357 | 911,754 | 879,767 | 200,018 | 320,915 | 323,078 | 6,902 | 3,564 | 3,067 | 1,409.42 | 732.17 | 598.07 |
| 10-29 | 185,088 | 220,839 | 220,015 | 3,283,102 | 3,809,149 | 3,819,187 | 1,151,330 | 1,473,279 | 1,481,363 | 7,134 | 3,943 | 3,325 | 394.46 | 228.58 | 191.55 |
| 30-49 | 165,124 | 194,098 | 216,892 | 6,453,029 | 7,547,505 | 8,469,725 | 2,523,383 | 3,113,563 | 3,446,606 | 6,717 | 4,003 | 3,196 | 170.22 | 102.94 | 81.85 |
| 50-69 | 128,282 | 144,231 | 161,496 | 7,508,015 | 8,402,327 | 9,419,602 | 3,122,834 | 3,718,026 | 4,151,856 | 8,070 | 5,061 | 4,074 | 136.69 | 86.88 | 69.84 |
| 70-99 | 285,614 | 326,338 | 383,654 | 23,470,337 | 26,750,248 | 31,424,967 | 11,274,558 | 13,097,300 | 14,965,032 | 9,688 | 6,208 | 4,773 | 117.31 | 75.73 | 58.27 |
| 100-139 | 301,054 | 329,725 | 360,565 | 35,225,870 | 38,411,301 | 41,958,430 | 17,554,504 | 19,285,759 | 20,145,816 | 12,714 | 8,267 | 6,343 | 108.08 | 70.96 | 54.51 |
| 140-179 | 323,211 | 349,297 | 380,162 | 51,060,563 | 55,223,210 | 60,085,836 | 28,742,125 | 30,496,856 | 31,079,204 | 17,805 | 11,410 | 8,256 | 112.25 | 72.17 | 52.23 |
| 180-219 | 168,972 | 174,278 | 166,675 | 33,360,926 | 34,374,518 | 32,873,026 | 17,830,332 | 18,124,354 | 16,167,372 | 20,996 | 13,510 | 10,008 | 106.08 | 68.49 | 50.74 |
| 220-259 | 141,620 | 141,779 | 135,394 | 33,649,000 | 33,691,560 | 32,172,141 | 19,003,260 | 18,863,804 | 16,753,783 | 25,423 | 16,658 | 12,125 | 106.95 | 70.10 | 51.03 |
| 260-499 | 291,202 | 293,327 | 276,044 | 101,163,570 | 101,796,402 | 95,814,293 | 55,176,656 | 55,132,835 | 45,865,100 | 30,161 | 19,191 | 13,606 | 86.60 | 55.30 | 39.20 |
| 500-999 | 91,504 | 88,410 | 78,202 | 62,161,577 | 60,055,141 | 53,122,765 | 29,837,634 | 29,031,313 | 20,146,823 | 37,078 | 23,064 | 16,064 | 54.48 | 33.95 | 23.65 |
| 1,000 and over | 36,522 | 33,970 | 29,301 | 83,178,386 | 76,742,092 | 65,048,538 | 22,076,505 | 19,664,525 | 12,009,912 | 63,977 | 36,348 | 24,640 | 28.55 | 16.09 | 11.10 |
| The South | 2,650,803 | 2,881,135 | 3,007,170 | 394,237,903 | 377,794,713 | 370,168,461 | 97,073,641 | 102,338,942 | 103,289,490 | 8,495 | 4,564 | 3,231 | 58.30 | 34.80 | 26.25 |
| Under 10 acres | 249,633 | 311,541 | 253,427 | 1,343,581 | 1,470,683 | 1,393,740 | 619,023 | 757,278 | 818,947 | 3,074 | 1,708 | 1,155 | 559.83 | 361.91 | 210.06 |
| 10-29 | 582,502 | 632,076 | 695,667 | 10,687,540 | 11,544,930 | 12,695,758 | 6,304,276 | 7,482,262 | 8,590,956 | 2,999 | 1,698 | 1,182 | 161.23 | 92.99 | 64.78 |
| 30-49 | 412,141 | 465,190 | 496,285 | 15,717,648 | 17,632,634 | 18,839,260 | 7,297,272 | 9,217,657 | 10,092,111 | 3,836 | 2,185 | 1,578 | 99.78 | 57.64 | 41.56 |
| 50-69 | 275,020 | 305,169 | 325,026 | 15,907,937 | 17,474,140 | 18,668,413 | 6,079,137 | 7,391,357 | 8,258,173 | 4,840 | 2,830 | 2,086 | 82.99 | 49.42 | 36.32 |
| 70-99 | 298,875 | 321,119 | 356,691 | 24,522,661 | 26,207,533 | 29,149,624 | 8,030,732 | 9,410,512 | 11,094,550 | 5,782 | 3,464 | 2,550 | 70.20 | 42.44 | 31.21 |
| 100-139 | 255,970 | 279,931 | 302,406 | 29,522,042 | 31,849,447 | 34,526,711 | 9,004,970 | 10,260,008 | 11,748,971 | 7,490 | 4,406 | 3,307 | 64.73 | 38.73 | 28.96 |
| 140-179 | 171,675 | 185,754 | 205,204 | 27,005,521 | 29,190,105 | 32,268,496 | 8,530,347 | 9,914,728 | 10,965,915 | 9,734 | 5,736 | 4,295 | 61.73 | 36.50 | 27.31 |
| 180-219 | 95,345 | 96,683 | 100,449 | 18,823,959 | 19,079,699 | 19,816,109 | 5,475,940 | 5,676,548 | 6,030,195 | 11,946 | 7,022 | 5,329 | 60.39 | 35.58 | 27.01 |
| 220-259 | 62,042 | 58,384 | 60,537 | 14,734,401 | 13,882,824 | 14,391,180 | 4,399,068 | 4,409,545 | 4,498,737 | 14,507 | 8,732 | 6,550 | 61.03 | 36.72 | 27.55 |
| 260-499 | 149,877 | 140,920 | 137,220 | 52,203,688 | 48,786,451 | 47,304,831 | 16,536,003 | 16,150,392 | 14,712,523 | 21,508 | 12,404 | 9,327 | 61.70 | 35.83 | 27.06 |
| 500-999 | 61,375 | 53,261 | 47,737 | 41,652,175 | 35,827,199 | 31,938,086 | 12,053,114 | 10,707,887 | 8,641,799 | 40,093 | 22,239 | 16,625 | 59.34 | 33.06 | 24.85 |
| 1,000 and over | 36,348 | 31,107 | 26,521 | 142,116,750 | 124,849,068 | 109,176,253 | 12,743,759 | 10,960,768 | 7,836,613 | 122,544 | 68,500 | 50,659 | 30.46 | 17.07 | 12.31 |
| The West | 461,364 | 494,456 | 509,670 | 324,325,385 | 316,105,444 | 255,595,636 | 39,961,630 | 38,204,294 | 31,416,995 | 28,807 | 15,853 | 9,843 | 46.51 | 24.80 | 19.63 |
| Under 10 acres | 81,850 | 95,734 | 81,416 | 374,567 | 422,998 | 394,247 | 154,693 | 196,013 | 194,827 | 10,563 | 5,410 | 3,651 | 2,245.19 | 1,224.49 | 753.93 |
| 10-29 | 85,366 | 92,693 | 97,289 | 1,420,403 | 1,510,253 | 1,596,043 | 719,380 | 810,314 | 873,576 | 13,849 | 8,758 | 5,342 | 826.53 | 537.53 | 325.63 |
| 30-49 | 46,317 | 49,508 | 54,112 | 1,773,997 | 1,893,560 | 2,078,788 | 872,902 | 972,390 | 1,052,093 | 16,936 | 10,672 | 6,439 | 429.26 | 279.04 | 167.60 |
| 50-69 | 22,746 | 23,015 | 23,783 | 1,319,796 | 1,332,601 | 1,378,517 | 658,006 | 699,178 | 711,232 | 22,084 | 14,152 | 8,730 | 379.51 | 244.42 | 150.61 |
| 70-99 | 35,642 | 37,448 | 40,398 | 2,898,951 | 3,038,968 | 3,275,568 | 1,455,505 | 1,547,855 | 1,550,263 | 20,822 | 13,090 | 8,110 | 256.66 | 161.30 | 100.03 |
| 100-139 | 24,075 | 24,195 | 25,192 | 2,802,397 | 2,809,146 | 2,931,258 | 1,296,453 | 1,307,219 | 1,250,589 | 26,070 | 16,253 | 10,243 | 224.53 | 139.99 | 88.03 |
| 140-179 | 27,386 | 30,907 | 36,212 | 4,325,985 | 4,891,644 | 5,737,797 | 1,860,811 | 1,999,621 | 2,001,636 | 24,153 | 13,766 | 8,364 | 152.96 | 86.98 | 52.79 |
| 180-219 | 11,966 | 11,878 | 12,453 | 2,362,423 | 2,345,742 | 2,459,986 | 976,316 | 961,095 | 897,074 | 33,478 | 19,370 | 12,501 | 169.06 | 98.08 | 63.28 |
| 220-259 | 10,310 | 10,213 | 10,828 | 2,457,382 | 2,427,682 | 2,576,184 | 1,018,592 | 991,708 | 903,716 | 33,635 | 20,025 | 13,072 | 141.19 | 84.24 | 54.94 |
| 260-499 | 36,479 | 38,937 | 45,523 | 13,216,694 | 14,064,735 | 16,449,398 | 4,848,360 | 4,926,245 | 4,646,945 | 36,215 | 19,801 | 12,139 | 99.87 | 54.82 | 33.59 |
| 500-999 | 31,034 | 32,106 | 37,755 | 22,167,370 | 22,953,317 | 26,873,738 | 6,705,088 | 6,568,592 | 5,661,318 | 45,134 | 24,063 | 14,317 | 62.98 | 33.66 | 20.11 |
| 1,000 and over | 48,193 | 47,822 | 44,709 | 269,205,420 | 258,414,798 | 189,844,112 | 19,395,526 | 17,224,064 | 11,673,726 | 93,527 | 49,513 | 30,522 | 19.10 | 9.16 | 7.19 |
| GEOGRAPHIC DIVISIONS | | | | | | | | | | | | | | | |
| New England | 103,191 | 150,311 | 135,190 | 12,601,397 | 14,496,990 | 13,371,473 | 2,819,271 | 3,986,870 | 3,408,402 | 11,470 | 6,244 | 5,478 | 93.73 | 64.74 | 55.38 |
| Under 10 acres | 12,794 | 26,084 | 19,290 | 58,649 | 121,865 | 95,679 | 18,273 | 60,814 | 39,940 | 9,174 | 4,158 | 3,779 | 1,948.18 | 890.01 | 761.96 |
| 10-29 | 15,056 | 26,016 | 22,384 | 269,148 | 450,765 | 393,695 | 81,365 | 178,323 | 137,791 | 9,505 | 5,170 | 4,370 | 524.98 | 298.40 | 248.46 |
| 30-49 | 10,028 | 15,603 | 14,662 | 384,737 | 588,287 | 555,582 | 105,624 | 196,246 | 171,486 | 9,295 | 5,322 | 4,572 | 242.66 | 141.16 | 120.67 |
| 50-69 | 9,644 | 14,586 | 13,968 | 566,036 | 839,578 | 805,585 | 153,127 | 266,896 | 241,470 | 9,175 | 4,929 | 4,481 | 153.86 | 85.64 | 77.70 |
| 70-99 | 11,253 | 15,321 | 15,474 | 926,287 | 1,253,070 | 1,267,128 | 236,274 | 388,855 | 373,107 | 9,156 | 5,447 | 4,782 | 111.18 | 66.60 | 58.40 |
| 100-139 | 13,020 | 17,742 | 17,479 | 1,489,138 | 2,000,337 | 1,976,288 | 379,916 | 599,665 | 567,898 | 10,030 | 5,968 | 5,266 | 87.33 | 52.94 | 46.57 |
| 140-179 | 9,167 | 11,569 | 11,219 | 1,436,534 | 1,812,185 | 1,757,931 | 347,518 | 509,883 | 469,842 | 11,116 | 6,638 | 5,927 | 70.60 | 42.38 | 37.82 |
| 180-219 | 6,163 | 7,588 | 7,003 | 1,213,946 | 1,495,840 | 1,379,118 | 277,916 | 407,223 | 354,629 | 12,175 | 7,981 | 6,818 | 62.19 | 40.49 | 34.62 |
| 220-259 | 4,164 | 4,330 | 3,973 | 992,065 | 1,032,567 | 944,566 | 236,607 | 275,369 | 234,211 | 15,034 | 8,815 | 8,033 | 63.26 | 36.96 | 33.79 |
| 260-499 | 9,148 | 8,982 | 7,836 | 3,119,328 | 3,023,601 | 2,622,769 | 646,209 | 734,981 | 588,139 | 17,855 | 11,734 | 10,084 | 52.14 | 34.86 | 30.13 |
| 500-999 | 2,347 | 2,149 | 1,574 | 1,496,611 | 1,363,094 | 974,704 | 247,671 | 262,555 | 169,428 | 32,522 | 21,187 | 20,413 | 51.18 | 33.40 | 32.96 |
| 1,000 and over | 407 | 341 | 328 | 648,918 | 515,801 | 598,428 | 88,771 | 106,060 | 60,461 | 76,518 | 72,736 | 51,232 | 47.75 | 48.09 | 28.08 |
| Middle Atlantic | 296,310 | 347,477 | 348,100 | 32,040,822 | 34,406,249 | 33,638,873 | 12,341,843 | 14,441,470 | 13,457,221 | 11,736 | 6,875 | 5,858 | 109.08 | 69.44 | 60.62 |
| Under 10 acres | 32,509 | 43,301 | 35,843 | 153,835 | 208,121 | 185,443 | 49,884 | 89,700 | 80,369 | 9,177 | 4,073 | 3,855 | 1,887.46 | 847.43 | 745.08 |
| 10-29 | 39,516 | 49,516 | 48,730 | 717,396 | 878,014 | 872,632 | 278,886 | 395,683 | 389,662 | 9,496 | 4,680 | 4,133 | 515.27 | 263.95 | 230.78 |
| 30-49 | 27,213 | 33,041 | 34,650 | 1,064,623 | 1,277,573 | 1,346,237 | 443,557 | 595,194 | 618,451 | 9,212 | 5,269 | 4,563 | 234.76 | 136.26 | 117.44 |
| 50-69 | 30,905 | 37,187 | 40,451 | 1,800,461 | 2,157,394 | 2,346,277 | 763,024 | 1,007,252 | 1,080,067 | 8,890 | 5,406 | 4,589 | 152.18 | 93.19 | 79.12 |
| 70-99 | 39,344 | 46,318 | 51,226 | 3,287,285 | 3,864,365 | 4,272,919 | 1,436,245 | 1,832,690 | 1,972,434 | 10,193 | 6,275 | 5,337 | 121.74 | 75.21 | 63.98 |
| 100-139 | 48,015 | 55,966 | 60,198 | 5,572,815 | 6,460,812 | 6,941,661 | 2,407,847 | 2,984,364 | 3,076,929 | 11,022 | 6,927 | 5,973 | 94.88 | 60.01 | 51.79 |
| 140-179 | 28,389 | 31,627 | 32,242 | 4,451,668 | 4,961,078 | 5,051,550 | 1,794,666 | 2,136,157 | 2,046,420 | 12,387 | 7,972 | 6,783 | 79.10 | 50.82 | 43.29 |
| 180-219 | 17,621 | 19,013 | 18,309 | 3,477,032 | 3,752,327 | 3,611,398 | 1,330,051 | 1,523,598 | 1,364,236 | 14,769 | 9,094 | 7,705 | 74.95 | 46.08 | 39.06 |
| 220-259 | 11,132 | 10,778 | 9,829 | 2,642,903 | 2,558,543 | 2,331,903 | 977,053 | 1,014,397 | 845,958 | 16,030 | 10,686 | 9,005 | 67.51 | 45.02 | 37.95 |
| 260-499 | 17,985 | 17,595 | 14,424 | 6,020,520 | 5,841,300 | 4,737,135 | 2,035,596 | 2,099,238 | 1,526,124 | 20,674 | 14,236 | 12,094 | 61.98 | 42.88 | 36.82 |
| 500-999 | 3,219 | 2,714 | 1,846 | 2,038,628 | 1,689,192 | 1,145,989 | 600,312 | 533,712 | 315,936 | 38,915 | 29,819 | 28,583 | 62.04 | 47.91 | 46.04 |
| 1,000 and over | 462 | 421 | 352 | 813,656 | 757,530 | 795,729 | 224,722 | 229,485 | 140,635 | 171,207 | 132,630 | 134,634 | 97.52 | 73.71 | 59.56 |

## Table 11.—NUMBER OF FARMS, ALL LAND IN FARMS, AND VALUE OF FARMS, 1950, 1945, AND 1940; AND SPECIFIED CLASSES OF LAND ACCORDING TO USE, 1949, 1944, AND 1939; BY SIZE OF FARM; BY DIVISIONS AND STATES—Continued

[All 1950 data are based on reports for only a sample of farms. See text.]

| Region, division, State, and size group | Number of farms | | | All land in farms (acres) | | | Cropland harvested (acres) | | | Value of farms (land and buildings) (dollars) | | | | | |
|---|---|---|---|---|---|---|---|---|---|---|---|---|---|---|---|
| | | | | | | | | | | Average per farm | | | Average per acre | | |
| | 1950 | 1945 | 1940 | 1950 | 1945 | 1940 | 1949 | 1944 | 1939 | 1950 | 1945 | 1940 | 1950 | 1945 | 1940 |
| GEOGRAPHIC DIVISIONS—Continued | | | | | | | | | | | | | | | |
| East North Central | 885,171 | 953,797 | 1,006,095 | 112,316,663 | 115,564,303 | 113,655,362 | 59,823,799 | 61,116,594 | 55,431,484 | 16,864 | 10,441 | 7,289 | 131.46 | 86.18 | 64.53 |
| Under 10 acres | 60,767 | 69,913 | 70,657 | 300,583 | 353,236 | 365,799 | 89,160 | 114,142 | 127,227 | 6,577 | 3,491 | 2,967 | 1,298.13 | 690.98 | 573.15 |
| 10-29 | 83,193 | 93,002 | 94,339 | 1,475,558 | 1,601,425 | 1,633,593 | 517,248 | 580,080 | 609,799 | 6,541 | 3,708 | 3,119 | 364.16 | 215.34 | 180.12 |
| 30-49 | 80,427 | 91,724 | 104,780 | 3,154,051 | 3,587,132 | 4,111,766 | 1,311,891 | 1,510,999 | 1,715,700 | 6,555 | 3,879 | 3,089 | 165.90 | 99.18 | 78.71 |
| 50-69 | 59,359 | 63,983 | 74,505 | 3,474,752 | 3,740,837 | 4,362,585 | 1,570,343 | 1,748,046 | 2,017,576 | 8,246 | 5,260 | 4,109 | 139.68 | 89.97 | 70.18 |
| 70-99 | 143,307 | 162,128 | 193,528 | 11,761,307 | 13,279,098 | 15,830,864 | 5,996,397 | 6,792,630 | 7,756,154 | 10,208 | 6,662 | 5,050 | 123.98 | 81.34 | 61.74 |
| 100-139 | 141,634 | 153,058 | 167,953 | 16,555,670 | 17,844,513 | 19,541,297 | 8,702,236 | 9,439,189 | 9,675,109 | 13,771 | 9,146 | 6,838 | 117.45 | 78.45 | 58.77 |
| 140-179 | 118,069 | 123,941 | 127,671 | 18,570,401 | 19,525,247 | 20,090,896 | 10,376,936 | 10,791,305 | 10,197,458 | 19,720 | 13,064 | 9,484 | 124.97 | 82.93 | 60.27 |
| 180-219 | 67,832 | 69,080 | 64,570 | 13,375,182 | 13,602,980 | 12,710,399 | 7,379,341 | 7,462,854 | 6,347,615 | 24,122 | 15,828 | 11,530 | 122.08 | 80.38 | 58.58 |
| 220-259 | 46,399 | 46,063 | 41,719 | 10,997,422 | 10,918,498 | 9,889,305 | 6,266,477 | 6,162,922 | 5,079,509 | 30,784 | 20,327 | 14,742 | 129.95 | 85.76 | 62.19 |
| 260-499 | 72,723 | 70,538 | 58,601 | 24,235,364 | 23,422,846 | 19,353,156 | 13,527,089 | 12,862,335 | 9,574,738 | 42,976 | 27,726 | 20,079 | 128.57 | 83.50 | 60.80 |
| 500-999 | 10,240 | 9,211 | 6,895 | 6,459,910 | 5,794,330 | 4,307,291 | 3,266,324 | 2,887,018 | 1,884,455 | 73,028 | 49,343 | 36,661 | 115.76 | 78.44 | 58.69 |
| 1,000 and over | 1,221 | 1,156 | 877 | 1,956,463 | 1,894,161 | 1,458,411 | 820,357 | 765,074 | 446,144 | 173,493 | 119,818 | 84,772 | 108.45 | 73.12 | 50.98 |
| West North Central | 982,411 | 1,031,993 | 1,090,574 | 284,266,850 | 283,247,665 | 274,422,569 | 133,508,226 | 132,777,595 | 114,238,838 | 19,561 | 11,739 | 8,065 | 67.08 | 42.77 | 32.05 |
| Under 10 acres | 42,820 | 47,988 | 45,769 | 198,290 | 228,532 | 232,846 | 42,701 | 56,259 | 75,542 | 4,836 | 2,889 | 2,303 | 1,021.30 | 606.69 | 452.78 |
| 10-29 | 47,323 | 52,305 | 54,562 | 821,000 | 878,945 | 919,267 | 273,831 | 319,193 | 344,111 | 5,336 | 3,051 | 2,531 | 296.54 | 181.58 | 150.23 |
| 30-49 | 47,456 | 53,730 | 62,800 | 1,849,618 | 2,094,513 | 2,456,140 | 662,311 | 811,124 | 940,969 | 5,027 | 3,053 | 2,301 | 126.48 | 78.31 | 58.84 |
| 50-69 | 28,374 | 28,475 | 32,572 | 1,666,766 | 1,664,518 | 1,905,155 | 636,340 | 695,832 | 812,743 | 6,387 | 4,231 | 3,176 | 107.27 | 72.37 | 54.31 |
| 70-99 | 91,710 | 102,571 | 123,426 | 7,495,458 | 8,353,715 | 10,054,056 | 3,605,642 | 4,083,125 | 4,863,337 | 8,738 | 5,574 | 4,102 | 105.91 | 68.44 | 50.36 |
| 100-139 | 98,385 | 102,959 | 114,935 | 11,608,247 | 12,105,639 | 13,499,184 | 6,064,505 | 6,262,541 | 6,825,880 | 12,369 | 8,084 | 5,978 | 103.75 | 68.76 | 50.90 |
| 140-179 | 167,586 | 182,160 | 209,030 | 26,601,960 | 28,924,700 | 33,185,459 | 16,223,005 | 17,059,511 | 18,365,484 | 17,710 | 11,184 | 7,858 | 110.99 | 70.43 | 49.49 |
| 180-219 | 77,356 | 78,597 | 76,793 | 15,294,766 | 15,523,371 | 15,172,111 | 8,843,024 | 8,730,679 | 8,100,892 | 20,383 | 13,074 | 9,568 | 102.65 | 66.20 | 48.43 |
| 220-259 | 79,925 | 80,608 | 79,873 | 19,016,610 | 19,181,952 | 19,006,367 | 11,523,123 | 11,411,116 | 10,594,105 | 24,177 | 15,781 | 11,345 | 101.49 | 66.32 | 47.68 |
| 260-499 | 191,346 | 196,212 | 195,183 | 67,788,358 | 69,508,655 | 69,101,233 | 38,967,762 | 39,436,281 | 34,176,099 | 26,848 | 16,908 | 11,915 | 75.63 | 47.73 | 33.66 |
| 500-999 | 75,698 | 74,336 | 67,887 | 52,166,428 | 51,208,525 | 46,694,781 | 25,723,327 | 25,348,028 | 17,777,004 | 32,523 | 19,615 | 13,531 | 47.10 | 28.47 | 19.67 |
| 1,000 and over | 34,432 | 32,052 | 27,744 | 79,759,349 | 73,574,600 | 62,195,970 | 20,942,655 | 18,563,906 | 11,362,672 | 59,366 | 31,685 | 21,029 | 26.13 | 13.80 | 9.38 |
| South Atlantic | 958,403 | 1,043,475 | 1,019,451 | 102,413,182 | 96,601,382 | 92,554,759 | 25,168,887 | 27,494,434 | 28,322,827 | 7,216 | 4,062 | 3,099 | 70.50 | 43.88 | 34.14 |
| Under 10 acres | 95,300 | 118,824 | 94,951 | 510,691 | 579,102 | 519,475 | 228,459 | 313,625 | 296,796 | 3,640 | 1,949 | 1,365 | 659.92 | 399.83 | 249.57 |
| 10-29 | 226,390 | 238,183 | 224,408 | 4,252,416 | 4,450,638 | 4,179,011 | 2,430,976 | 2,743,746 | 2,542,424 | 3,666 | 2,028 | 1,542 | 192.57 | 108.51 | 82.82 |
| 30-49 | 160,642 | 179,920 | 175,986 | 6,117,987 | 6,803,087 | 6,663,373 | 2,945,946 | 3,632,512 | 3,496,180 | 4,456 | 2,501 | 1,925 | 115.93 | 66.16 | 50.83 |
| 50-69 | 115,118 | 132,522 | 134,104 | 6,649,814 | 7,579,599 | 7,690,640 | 2,549,063 | 3,256,808 | 3,339,877 | 5,278 | 3,080 | 2,340 | 90.60 | 53.84 | 40.80 |
| 70-99 | 104,879 | 111,915 | 118,986 | 8,627,044 | 9,156,652 | 9,751,773 | 2,735,066 | 3,204,680 | 3,573,061 | 6,343 | 3,876 | 2,935 | 76.92 | 47.37 | 35.81 |
| 100-139 | 92,553 | 103,124 | 109,216 | 10,638,945 | 11,703,464 | 12,412,079 | 2,980,677 | 3,525,989 | 3,956,407 | 7,858 | 4,648 | 3,555 | 68.05 | 40.96 | 31.28 |
| 140-179 | 50,658 | 52,481 | 55,562 | 7,938,462 | 8,206,607 | 8,692,000 | 2,018,599 | 2,225,573 | 2,483,260 | 9,792 | 5,945 | 4,599 | 62.23 | 38.02 | 29.40 |
| 180-219 | 31,710 | 32,763 | 34,540 | 6,265,233 | 6,472,617 | 6,821,510 | 1,514,943 | 1,614,019 | 1,801,464 | 11,913 | 7,061 | 5,481 | 60.20 | 35.74 | 27.75 |
| 220-259 | 19,017 | 18,075 | 18,730 | 4,518,757 | 4,307,850 | 4,462,909 | 1,043,204 | 1,052,275 | 1,148,109 | 14,230 | 9,043 | 6,747 | 59.90 | 37.94 | 28.32 |
| 260-499 | 39,937 | 37,643 | 37,384 | 13,814,359 | 12,901,132 | 12,751,801 | 2,983,327 | 2,832,374 | 2,978,254 | 19,311 | 12,115 | 9,214 | 55.88 | 35.35 | 27.01 |
| 500-999 | 15,039 | 12,644 | 11,367 | 10,065,899 | 8,337,633 | 7,430,893 | 1,863,473 | 1,599,836 | 1,534,427 | 34,823 | 21,487 | 17,047 | 52.45 | 32.58 | 26.08 |
| 1,000 and over | 7,160 | 5,381 | 4,217 | 23,013,575 | 16,103,001 | 11,179,295 | 1,875,154 | 1,492,997 | 1,172,568 | 106,669 | 59,159 | 43,716 | 32.16 | 19.77 | 16.49 |
| East South Central | 912,408 | 959,829 | 1,023,349 | 79,875,339 | 76,198,208 | 77,086,363 | 22,654,700 | 23,801,974 | 25,494,933 | 5,559 | 3,224 | 2,272 | 65.28 | 40.61 | 30.16 |
| Under 10 acres | 89,753 | 101,635 | 88,790 | 496,532 | 506,015 | 512,556 | 260,015 | 284,942 | 318,909 | 2,332 | 1,355 | 875 | 416.26 | 272.15 | 151.58 |
| 10-29 | 225,821 | 241,664 | 290,282 | 4,098,444 | 4,392,405 | 5,254,036 | 2,580,497 | 3,026,372 | 3,706,993 | 2,291 | 1,367 | 935 | 124.62 | 75.22 | 51.64 |
| 30-49 | 154,642 | 168,581 | 181,360 | 5,881,445 | 6,375,443 | 6,861,767 | 2,758,495 | 3,295,360 | 3,575,553 | 3,214 | 1,853 | 1,314 | 83.81 | 48.99 | 34.72 |
| 50-69 | 101,669 | 106,377 | 111,068 | 5,884,018 | 6,099,707 | 6,384,538 | 2,204,575 | 2,438,854 | 2,600,104 | 4,296 | 2,535 | 1,833 | 73.63 | 44.21 | 31.90 |
| 70-99 | 111,619 | 114,464 | 121,393 | 9,146,335 | 9,332,748 | 9,904,243 | 2,881,361 | 3,109,173 | 3,401,983 | 5,216 | 3,159 | 2,292 | 63.40 | 38.74 | 28.09 |
| 100-139 | 88,900 | 94,459 | 96,774 | 10,234,066 | 10,740,517 | 11,053,130 | 2,839,582 | 3,057,593 | 3,250,469 | 6,736 | 4,088 | 3,044 | 58.45 | 35.95 | 26.66 |
| 140-179 | 49,820 | 49,933 | 51,957 | 7,803,983 | 7,806,796 | 8,124,177 | 1,895,885 | 1,981,046 | 2,126,157 | 8,451 | 5,158 | 3,885 | 53.98 | 32.99 | 24.84 |
| 180-219 | 27,844 | 27,597 | 27,674 | 5,478,099 | 5,437,146 | 5,448,016 | 1,295,653 | 1,288,885 | 1,350,470 | 10,909 | 6,681 | 5,071 | 55.34 | 33.91 | 25.76 |
| 220-259 | 15,539 | 14,454 | 15,081 | 3,685,696 | 3,432,310 | 3,579,891 | 839,921 | 821,330 | 870,627 | 13,242 | 8,073 | 6,318 | 55.83 | 34.00 | 26.61 |
| 260-499 | 31,800 | 28,528 | 28,388 | 10,873,536 | 9,675,986 | 9,610,181 | 2,316,523 | 2,116,614 | 2,212,523 | 18,735 | 11,526 | 9,219 | 54.95 | 33.98 | 27.23 |
| 500-999 | 10,560 | 8,658 | 7,752 | 7,088,471 | 5,755,100 | 5,105,686 | 1,376,192 | 1,200,099 | 1,131,422 | 35,845 | 22,546 | 17,925 | 53.85 | 33.92 | 27.22 |
| 1,000 and over | 4,441 | 3,479 | 2,830 | 9,204,714 | 6,644,035 | 5,248,142 | 1,406,001 | 1,181,706 | 949,723 | 100,379 | 61,396 | 43,418 | 47.59 | 32.15 | 23.41 |
| West South Central | 779,992 | 877,831 | 964,370 | 211,949,382 | 204,995,123 | 200,527,339 | 49,250,054 | 51,042,534 | 49,471,730 | 13,430 | 6,626 | 4,388 | 50.12 | 28.37 | 21.10 |
| Under 10 acres | 64,580 | 91,082 | 69,686 | 336,358 | 385,566 | 361,709 | 130,549 | 158,711 | 203,242 | 3,284 | 1,790 | 1,226 | 620.11 | 422.75 | 236.20 |
| 10-29 | 130,291 | 152,229 | 180,977 | 2,336,680 | 2,701,887 | 3,262,711 | 1,292,803 | 1,712,144 | 2,341,539 | 3,069 | 1,710 | 1,133 | 168.37 | 96.33 | 62.84 |
| 30-49 | 96,857 | 116,689 | 138,939 | 3,718,216 | 4,454,104 | 5,314,120 | 1,592,831 | 2,289,785 | 3,020,378 | 3,809 | 2,176 | 1,483 | 98.61 | 57.01 | 38.76 |
| 50-69 | 58,233 | 66,270 | 79,854 | 3,374,105 | 3,794,834 | 4,593,235 | 1,325,499 | 1,695,695 | 2,318,192 | 4,916 | 2,802 | 2,011 | 84.18 | 48.94 | 34.96 |
| 70-99 | 82,377 | 94,740 | 116,312 | 6,749,282 | 7,718,133 | 9,493,608 | 2,414,305 | 3,096,659 | 4,119,506 | 5,843 | 3,346 | 2,427 | 70.93 | 41.07 | 29.73 |
| 100-139 | 74,517 | 82,348 | 96,416 | 8,649,031 | 9,405,466 | 11,061,502 | 3,184,711 | 3,676,426 | 4,542,095 | 7,925 | 4,469 | 3,289 | 68.00 | 39.12 | 28.67 |
| 140-179 | 71,197 | 83,340 | 97,685 | 11,263,076 | 13,176,702 | 15,452,319 | 4,615,863 | 5,708,109 | 6,356,498 | 10,559 | 5,951 | 4,340 | 66.53 | 37.64 | 27.43 |
| 180-219 | 35,791 | 36,323 | 38,235 | 7,080,627 | 7,169,936 | 7,546,583 | 2,665,344 | 2,773,644 | 2,878,261 | 12,754 | 7,244 | 5,379 | 64.31 | 36.70 | 27.25 |
| 220-259 | 27,486 | 25,855 | 26,726 | 6,529,948 | 6,142,664 | 6,348,380 | 2,515,943 | 2,535,940 | 2,480,001 | 15,379 | 8,882 | 6,544 | 64.60 | 37.39 | 27.55 |
| 260-499 | 78,140 | 74,749 | 71,448 | 27,515,793 | 26,209,333 | 24,942,849 | 11,236,153 | 11,201,404 | 9,521,746 | 23,635 | 12,885 | 9,430 | 66.96 | 36.75 | 27.01 |
| 500-999 | 35,776 | 31,959 | 28,618 | 24,497,805 | 21,734,466 | 19,401,507 | 8,813,449 | 7,907,952 | 5,975,950 | 43,294 | 22,453 | 16,105 | 63.39 | 33.02 | 23.76 |
| 1,000 and over | 24,747 | 22,247 | 19,474 | 109,898,461 | 102,102,032 | 92,748,816 | 9,462,604 | 8,286,065 | 5,714,322 | 129,735 | 71,871 | 53,214 | 28.94 | 15.66 | 11.17 |
| Mountain | 194,766 | 212,527 | 233,497 | 250,257,848 | 244,576,938 | 191,901,190 | 24,549,867 | 23,102,677 | 18,488,314 | 26,492 | 12,969 | 7,623 | 23.97 | 11.27 | 9.27 |
| Under 10 acres | 19,843 | 25,965 | 22,449 | 92,331 | 112,227 | 110,255 | 39,695 | 51,620 | 56,634 | 7,700 | 3,874 | 2,391 | 1,587.72 | 896.29 | 486.83 |
| 10-29 | 19,535 | 21,907 | 24,703 | 327,281 | 364,400 | 413,625 | 172,969 | 201,497 | 228,203 | 9,404 | 4,959 | 3,099 | 559.86 | 298.10 | 185.05 |
| 30-49 | 14,244 | 15,834 | 18,756 | 554,584 | 611,341 | 724,648 | 296,233 | 337,591 | 385,012 | 10,731 | 6,014 | 3,904 | 274.28 | 155.77 | 101.04 |
| 50-69 | 7,479 | 8,107 | 8,848 | 436,969 | 471,230 | 515,082 | 241,818 | 267,019 | 279,798 | 13,863 | 7,927 | 5,204 | 236.33 | 136.38 | 89.39 |
| 70-99 | 16,740 | 17,819 | 19,985 | 1,357,934 | 1,443,359 | 1,616,259 | 776,711 | 817,697 | 839,688 | 15,754 | 8,798 | 5,799 | 194.20 | 108.62 | 71.70 |
| 100-139 | 11,009 | 11,269 | 12,053 | 1,286,551 | 1,313,532 | 1,407,704 | 660,157 | 672,342 | 636,078 | 17,628 | 10,208 | 6,787 | 151.78 | 87.58 | 58.11 |
| 140-179 | 15,708 | 18,128 | 22,387 | 2,487,536 | 2,876,700 | 3,553,165 | 1,165,728 | 1,255,282 | 1,315,606 | 18,297 | 9,423 | 6,181 | 115.50 | 59.38 | 38.94 |
| 180-219 | 6,064 | 6,063 | 6,536 | 1,198,055 | 1,198,474 | 1,291,507 | 531,535 | 514,164 | 476,817 | 22,117 | 11,654 | 7,940 | 111.51 | 58.96 | 40.18 |
| 220-259 | 5,590 | 5,580 | 6,202 | 1,331,896 | 1,327,205 | 1,475,685 | 596,669 | 563,234 | 522,648 | 24,905 | 12,818 | 8,635 | 104.40 | 53.89 | 36.29 |
| 260-499 | 22,488 | 24,638 | 30,633 | 8,213,691 | 8,958,949 | 11,132,774 | 3,025,644 | 3,129,390 | 2,989,340 | 23,446 | 11,473 | 7,199 | 64.07 | 31.55 | 19.81 |
| 500-999 | 20,739 | 22,162 | 27,557 | 14,934,663 | 16,013,399 | 19,740,900 | 4,394,829 | 4,371,250 | 3,749,722 | 28,331 | 13,646 | 8,198 | 39.12 | 18.89 | 11.44 |
| 1,000 and over | 35,327 | 35,055 | 33,388 | 218,036,357 | 209,886,122 | 149,919,586 | 12,647,879 | 10,921,591 | 7,008,768 | 69,205 | 34,733 | 19,241 | 13.15 | 5.80 | 4.29 |
| Pacific | 266,598 | 281,929 | 276,173 | 74,067,537 | 71,528,506 | 63,694,446 | 15,411,763 | 15,101,617 | 12,928,681 | 30,514 | 18,028 | 11,720 | 116.89 | 71.06 | 50.82 |
| Under 10 acres | 62,007 | 69,769 | 58,967 | 282,236 | 310,771 | 283,992 | 114,998 | 144,393 | 138,193 | 11,450 | 5,982 | 4,130 | 2,457.27 | 1,343.01 | 857.62 |
| 10-29 | 65,831 | 70,786 | 72,586 | 1,093,122 | 1,145,853 | 1,182,418 | 546,411 | 608,817 | 645,373 | 15,118 | 9,934 | 6,105 | 902.93 | 613.67 | 374.80 |
| 30-49 | 32,073 | 33,674 | 35,356 | 1,219,413 | 1,282,219 | 1,354,140 | 576,669 | 634,799 | 667,081 | 19,685 | 12,863 | 7,784 | 513.90 | 337.81 | 203.23 |
| 50-69 | 15,267 | 14,908 | 14,935 | 882,827 | 861,371 | 863,435 | 416,188 | 432,159 | 431,434 | 26,192 | 17,538 | 10,818 | 451.91 | 303.53 | 187.13 |
| 70-99 | 18,902 | 19,629 | 20,413 | 1,541,017 | 1,595,609 | 1,659,309 | 678,794 | 730,158 | 710,575 | 25,441 | 16,986 | 10,374 | 313.57 | 208.96 | 127.62 |
| 100-139 | 13,066 | 12,926 | 13,139 | 1,515,846 | 1,495,614 | 1,523,554 | 636,296 | 634,877 | 614,511 | 33,264 | 21,523 | 13,414 | 286.56 | 186.01 | 115.68 |
| 140-179 | 11,678 | 12,779 | 13,825 | 1,838,449 | 2,014,944 | 2,184,632 | 695,083 | 744,339 | 686,030 | 32,127 | 19,928 | 11,901 | 204.37 | 126.38 | 75.31 |
| 180-219 | 5,902 | 5,815 | 5,917 | 1,164,368 | 1,147,268 | 1,168,479 | 444,781 | 446,931 | 420,257 | 45,436 | 27,415 | 17,538 | 229.84 | 138.95 | 88.81 |
| 220-259 | 4,720 | 4,633 | 4,626 | 1,125,486 | 1,100,477 | 1,100,499 | 421,923 | 428,474 | 381,068 | 44,616 | 28,706 | 19,019 | 187.62 | 120.85 | 79.95 |
| 260-499 | 13,991 | 14,299 | 14,890 | 5,003,003 | 5,105,786 | 5,316,624 | 1,822,716 | 1,796,855 | 1,657,605 | 57,414 | 34,150 | 22,301 | 160.76 | 95.64 | 62.46 |
| 500-999 | 10,295 | 9,944 | 10,198 | 7,232,707 | 6,939,918 | 7,132,838 | 2,310,257 | 2,197,342 | 1,911,596 | 80,872 | 47,279 | 30,851 | 115.42 | 67.74 | 44.11 |
| 1,000 and over | 12,866 | 12,767 | 11,321 | 51,169,063 | 48,528,676 | 39,924,526 | 6,747,647 | 6,302,473 | 4,664,958 | 163,408 | 90,094 | 63,791 | 42.47 | 23.70 | 18.09 |

## Table 11.—NUMBER OF FARMS, ALL LAND IN FARMS, AND VALUE OF FARMS, 1950, 1945, AND 1940; AND SPECIFIED CLASSES OF LAND ACCORDING TO USE, 1949, 1944, AND 1939; BY SIZE OF FARM; BY DIVISIONS AND STATES—Continued

[All 1950 data are based on reports for only a sample of farms. See text]

| Region, division, State, and size group | Number of farms | | | All land in farms (acres) | | | Cropland harvested (acres) | | | Value of farms (land and buildings) (dollars) | | | | | |
|---|---|---|---|---|---|---|---|---|---|---|---|---|---|---|---|
| | | | | | | | | | | Average per farm | | | Average per acre | | |
| | 1950 | 1945 | 1940 | 1950 | 1945 | 1940 | 1949 | 1944 | 1939 | 1950 | 1945 | 1940 | 1950 | 1945 | 1940 |
| THE NORTH—NEW ENGLAND | | | | | | | | | | | | | | | |
| Maine | 30,368 | 42,184 | 38,980 | 4,213,183 | 4,613,175 | 4,223,297 | 938,904 | 1,315,562 | 1,146,613 | 7,570 | 3,785 | 3,183 | 54.06 | 34.61 | 29.38 |
| Under 10 acres | 1,750 | 4,052 | 2,909 | 8,255 | 19,547 | 14,881 | 2,825 | 10,792 | 7,222 | 5,166 | 2,194 | 2,046 | 1,060.72 | 454.86 | 399.98 |
| 10-29 | 2,705 | 5,252 | 4,394 | 49,540 | 92,838 | 78,368 | 15,810 | 39,320 | 29,987 | 4,613 | 2,234 | 1,809 | 245.40 | 126.36 | 101.42 |
| 30-49 | 2,750 | 4,270 | 4,031 | 105,190 | 161,141 | 152,833 | 30,570 | 54,558 | 50,926 | 3,983 | 2,341 | 1,956 | 105.09 | 62.04 | 51.58 |
| 50-69 | 3,348 | 5,298 | 5,065 | 198,345 | 302,446 | 290,328 | 51,763 | 98,422 | 92,810 | 4,815 | 2,455 | 2,154 | 79.49 | 43.01 | 37.57 |
| 70-99 | 4,378 | 5,826 | 5,963 | 358,239 | 475,021 | 486,486 | 96,304 | 153,652 | 155,601 | 5,278 | 3,115 | 2,635 | 64.57 | 38.21 | 32.30 |
| 100-139 | 5,038 | 6,583 | 6,802 | 568,340 | 731,917 | 761,439 | 147,908 | 228,092 | 233,991 | 6,402 | 3,598 | 3,273 | 56.11 | 32.36 | 29.24 |
| 140-179 | 3,232 | 3,886 | 3,904 | 506,374 | 608,403 | 611,208 | 120,143 | 176,087 | 172,354 | 7,633 | 4,659 | 4,097 | 48.85 | 29.76 | 26.17 |
| 180-219 | 2,257 | 2,468 | 2,251 | 444,020 | 486,669 | 443,206 | 99,339 | 132,643 | 118,839 | 8,810 | 5,489 | 4,688 | 45.07 | 27.84 | 23.81 |
| 220-259 | 1,262 | 1,289 | 1,129 | 301,477 | 306,898 | 268,370 | 75,610 | 82,207 | 68,717 | 12,658 | 6,721 | 5,446 | 53.23 | 28.23 | 22.91 |
| 260-499 | 2,782 | 2,507 | 2,051 | 946,009 | 841,968 | 678,295 | 195,270 | 203,374 | 150,243 | 14,231 | 8,241 | 6,684 | 41.69 | 24.54 | 20.21 |
| 500-999 | 719 | 642 | 393 | 453,921 | 412,313 | 243,835 | 70,053 | 82,135 | 39,636 | 22,559 | 14,001 | 11,356 | 36.16 | 21.80 | 18.30 |
| 1,000 and over | 147 | 111 | 88 | 273,473 | 174,014 | 194,048 | 33,309 | 54,280 | 26,287 | 57,963 | 38,316 | 28,966 | 31.05 | 24.44 | 13.14 |
| New Hampshire | 13,382 | 18,786 | 16,554 | 1,722,019 | 2,017,049 | 1,809,314 | 293,227 | 435,748 | 371,611 | 8,950 | 4,280 | 3,758 | 72.68 | 39.86 | 34.38 |
| Under 10 acres | 1,345 | 2,625 | 1,744 | 6,485 | 12,625 | 9,106 | 2,100 | 6,385 | 4,401 | 6,471 | 2,643 | 2,274 | 1,343.93 | 549.47 | 435.59 |
| 10-29 | 1,900 | 3,045 | 2,559 | 32,320 | 52,723 | 45,208 | 9,825 | 20,945 | 16,724 | 6,493 | 3,021 | 2,493 | 379.46 | 174.50 | 141.10 |
| 30-49 | 1,425 | 2,064 | 1,931 | 54,520 | 77,572 | 73,313 | 12,245 | 23,858 | 21,829 | 7,037 | 3,230 | 2,780 | 182.53 | 85.94 | 73.74 |
| 50-69 | 1,422 | 2,029 | 1,928 | 83,261 | 117,296 | 111,245 | 18,777 | 33,192 | 30,349 | 7,279 | 3,393 | 2,921 | 125.19 | 58.70 | 50.63 |
| 70-99 | 1,423 | 2,003 | 1,939 | 116,930 | 163,166 | 158,330 | 25,361 | 43,898 | 40,908 | 6,943 | 3,606 | 3,391 | 83.93 | 44.27 | 41.53 |
| 100-139 | 1,707 | 2,286 | 2,148 | 193,826 | 255,388 | 239,632 | 40,825 | 62,806 | 58,633 | 7,861 | 4,047 | 3,578 | 69.48 | 36.23 | 32.08 |
| 140-179 | 1,144 | 1,488 | 1,473 | 178,635 | 232,614 | 230,264 | 34,595 | 52,888 | 50,972 | 9,419 | 4,607 | 4,227 | 60.69 | 29.47 | 27.04 |
| 180-219 | 773 | 921 | 894 | 151,785 | 181,631 | 175,893 | 24,640 | 38,806 | 36,174 | 11,248 | 5,484 | 5,070 | 58.29 | 27.81 | 25.77 |
| 220-259 | 586 | 585 | 527 | 140,380 | 140,249 | 125,554 | 24,907 | 28,378 | 24,027 | 11,735 | 6,417 | 5,713 | 49.72 | 26.77 | 23.98 |
| 260-499 | 1,217 | 1,291 | 1,068 | 425,189 | 439,364 | 360,150 | 62,960 | 79,897 | 60,207 | 14,531 | 7,824 | 7,354 | 42.03 | 22.99 | 21.81 |
| 500-999 | 381 | 383 | 282 | 253,095 | 245,769 | 173,888 | 28,680 | 35,347 | 21,775 | 25,632 | 15,843 | 12,259 | 38.50 | 24.69 | 19.88 |
| 1,000 and over | 59 | 66 | 61 | 85,593 | 98,652 | 106,731 | 8,312 | 9,348 | 5,612 | 50,464 | 36,360 | 24,246 | 36.69 | 24.33 | 13.86 |
| Vermont | 19,043 | 26,490 | 23,582 | 3,536,756 | 3,930,514 | 3,666,835 | 851,879 | 1,159,888 | 1,022,581 | 10,309 | 5,080 | 4,712 | 55.80 | 34.24 | 30.30 |
| Under 10 acres | 1,185 | 2,712 | 1,707 | 5,935 | 12,791 | 8,941 | 2,370 | 7,974 | 5,183 | 5,301 | 2,739 | 2,342 | 991.82 | 580.66 | 447.04 |
| 10-29 | 1,585 | 2,612 | 2,092 | 27,885 | 44,467 | 36,309 | 10,345 | 22,190 | 16,450 | 6,954 | 2,994 | 2,592 | 397.00 | 175.89 | 149.33 |
| 30-49 | 935 | 1,537 | 1,386 | 35,080 | 57,621 | 52,698 | 11,395 | 22,974 | 19,471 | 5,671 | 3,371 | 2,852 | 150.82 | 89.92 | 75.01 |
| 50-69 | 1,100 | 1,765 | 1,545 | 64,875 | 101,502 | 89,748 | 21,125 | 37,433 | 31,308 | 7,675 | 3,197 | 2,964 | 129.84 | 55.60 | 51.03 |
| 70-99 | 1,545 | 2,299 | 2,224 | 129,145 | 189,245 | 183,579 | 36,845 | 64,786 | 60,521 | 6,411 | 3,581 | 3,401 | 76.68 | 43.50 | 41.21 |
| 100-139 | 2,506 | 3,862 | 3,650 | 290,150 | 442,420 | 419,653 | 85,100 | 148,551 | 135,751 | 7,793 | 4,206 | 3,980 | 67.06 | 36.71 | 34.62 |
| 140-179 | 2,498 | 3,438 | 3,215 | 394,634 | 540,599 | 505,991 | 107,812 | 168,098 | 152,096 | 9,243 | 4,943 | 4,663 | 57.27 | 31.44 | 29.63 |
| 180-219 | 1,836 | 2,502 | 2,363 | 362,620 | 493,476 | 466,437 | 95,825 | 151,222 | 135,800 | 10,466 | 5,932 | 5,463 | 53.11 | 30.08 | 27.67 |
| 220-259 | 1,410 | 1,571 | 1,527 | 334,440 | 373,796 | 362,502 | 85,160 | 111,126 | 101,172 | 11,611 | 6,747 | 5,997 | 48.85 | 28.36 | 25.26 |
| 260-499 | 3,459 | 3,431 | 3,230 | 1,175,492 | 1,151,918 | 1,084,406 | 268,516 | 314,156 | 277,499 | 14,801 | 8,602 | 7,602 | 43.03 | 25.62 | 22.64 |
| 500-999 | 862 | 692 | 567 | 549,108 | 431,614 | 346,628 | 101,256 | 94,352 | 73,564 | 24,500 | 13,920 | 12,489 | 38.35 | 22.32 | 20.43 |
| 1,000 and over | 122 | 69 | 76 | 167,392 | 91,065 | 109,943 | 26,130 | 17,026 | 13,766 | 49,149 | 35,408 | 31,244 | 37.39 | 26.83 | 21.60 |
| Massachusetts | 22,205 | 37,007 | 31,897 | 1,641,697 | 2,078,349 | 1,937,963 | 375,405 | 580,608 | 456,267 | 13,536 | 7,167 | 6,647 | 187.89 | 127.62 | 109.40 |
| Under 10 acres | 5,179 | 11,164 | 8,504 | 22,466 | 50,124 | 40,116 | 6,465 | 25,536 | 15,017 | 9,826 | 4,197 | 4,002 | 2,186.12 | 934.89 | 848.40 |
| 10-29 | 4,952 | 9,314 | 7,929 | 87,532 | 158,772 | 137,619 | 25,289 | 62,729 | 44,298 | 11,073 | 5,550 | 5,088 | 618.95 | 325.58 | 293.13 |
| 30-49 | 2,680 | 4,394 | 4,065 | 102,806 | 165,483 | 153,072 | 27,995 | 56,026 | 43,988 | 12,247 | 6,445 | 5,742 | 320.18 | 171.14 | 152.48 |
| 50-69 | 2,031 | 3,036 | 2,830 | 117,754 | 175,800 | 163,628 | 33,756 | 56,399 | 44,813 | 12,429 | 7,212 | 6,658 | 206.33 | 124.54 | 115.15 |
| 70-99 | 1,979 | 2,706 | 2,675 | 163,764 | 221,905 | 219,780 | 39,653 | 68,366 | 58,945 | 14,022 | 8,059 | 7,291 | 168.73 | 98.27 | 88.73 |
| 100-139 | 1,927 | 2,565 | 2,344 | 222,416 | 290,527 | 265,372 | 52,449 | 82,588 | 67,126 | 15,358 | 8,935 | 8,285 | 133.14 | 78.89 | 73.18 |
| 140-179 | 1,220 | 1,380 | 1,317 | 190,252 | 215,281 | 206,124 | 45,700 | 56,625 | 47,827 | 17,141 | 10,776 | 9,652 | 109.83 | 69.08 | 61.67 |
| 180-219 | 679 | 840 | 776 | 133,565 | 165,225 | 152,546 | 29,224 | 40,544 | 34,001 | 18,641 | 13,311 | 10,712 | 95.45 | 67.67 | 54.49 |
| 220-259 | 424 | 443 | 411 | 101,369 | 106,012 | 98,115 | 23,518 | 24,595 | 20,705 | 21,775 | 14,203 | 15,570 | 91.32 | 59.35 | 65.22 |
| 260-499 | 899 | 884 | 808 | 304,280 | 296,965 | 272,674 | 58,821 | 66,871 | 53,790 | 27,264 | 23,047 | 17,472 | 80.49 | 68.61 | 51.77 |
| 500-999 | 184 | 232 | 177 | 112,208 | 146,633 | 111,451 | 19,312 | 25,089 | 16,126 | 40,605 | 36,537 | 41,460 | 67.40 | 57.81 | 65.84 |
| 1,000 and over | 51 | 49 | 61 | 83,285 | 85,622 | 117,466 | 13,223 | 15,240 | 9,631 | 164,833 | 215,194 | 125,479 | 92.33 | 123.15 | 65.16 |
| Rhode Island | 2,606 | 3,603 | 3,014 | 194,218 | 264,734 | 221,913 | 42,553 | 61,725 | 48,753 | 16,844 | 9,883 | 8,737 | 229.98 | 134.51 | 118.67 |
| Under 10 acres | 586 | 845 | 593 | 2,232 | 3,776 | 2,771 | 596 | 1,366 | 947 | 10,991 | 5,990 | 6,523 | 2,787.72 | 1,340.43 | 1,395.88 |
| 10-29 | 541 | 750 | 621 | 10,046 | 13,246 | 10,972 | 2,869 | 4,381 | 3,791 | 11,755 | 6,609 | 6,152 | 644.00 | 374.20 | 348.22 |
| 30-49 | 301 | 453 | 392 | 11,268 | 16,992 | 14,851 | 3,165 | 5,771 | 4,776 | 16,395 | 8,182 | 7,368 | 434.84 | 218.14 | 194.47 |
| 50-69 | 250 | 330 | 326 | 14,565 | 19,276 | 18,986 | 3,730 | 5,662 | 5,726 | 16,236 | 8,739 | 7,916 | 276.95 | 149.60 | 135.93 |
| 70-99 | 296 | 380 | 354 | 24,310 | 30,936 | 28,881 | 4,408 | 7,846 | 7,202 | 16,559 | 9,098 | 7,734 | 203.42 | 111.76 | 94.80 |
| 100-139 | 225 | 344 | 324 | 26,055 | 38,688 | 36,160 | 6,220 | 9,934 | 8,639 | 16,960 | 10,552 | 11,001 | 146.38 | 93.83 | 98.57 |
| 140-179 | 145 | 182 | 162 | 22,635 | 28,609 | 25,054 | 4,700 | 7,139 | 5,008 | 25,808 | 12,612 | 10,981 | 164.76 | 80.23 | 71.00 |
| 180-219 | 76 | 111 | 90 | 14,860 | 21,856 | 17,839 | 2,863 | 5,012 | 3,009 | 19,208 | 15,604 | 12,399 | 97.69 | 79.25 | 62.55 |
| 220-259 | 37 | 58 | 42 | 8,745 | 13,868 | 10,043 | 2,945 | 3,532 | 2,235 | 39,597 | 19,382 | 21,270 | 167.54 | 81.06 | 88.95 |
| 260-499 | 127 | 107 | 79 | 40,787 | 36,005 | 26,600 | 7,134 | 6,917 | 5,173 | 37,549 | 31,080 | 25,135 | 110.39 | 92.36 | 74.65 |
| 500-999 | 17 | 31 | 22 | 11,640 | 19,442 | 13,203 | 3,319 | 2,663 | 1,699 | 105,594 | 73,584 | 35,568 | 151.93 | 117.33 | 59.27 |
| 1,000 and over | 5 | 12 | 9 | 7,075 | 22,040 | 16,553 | 604 | 1,502 | 548 | 50,000 | 96,333 | 35,367 | 20.00 | 52.45 | 19.23 |
| Connecticut | 15,587 | 22,241 | 21,163 | 1,293,524 | 1,593,169 | 1,512,151 | 317,303 | 433,339 | 362,577 | 20,023 | 11,826 | 9,675 | 248.33 | 165.09 | 135.41 |
| Under 10 acres | 2,749 | 4,686 | 3,833 | 13,276 | 23,002 | 19,864 | 3,917 | 8,761 | 7,170 | 13,810 | 7,103 | 5,501 | 2,867.59 | 1,447.00 | 1,061.50 |
| 10-29 | 3,373 | 5,043 | 4,789 | 61,825 | 88,719 | 85,219 | 17,227 | 28,758 | 26,541 | 14,061 | 9,738 | 7,080 | 749.25 | 553.51 | 397.87 |
| 30-49 | 1,937 | 2,885 | 2,857 | 75,873 | 109,478 | 108,815 | 20,254 | 33,059 | 30,496 | 15,860 | 10,110 | 8,250 | 403.75 | 266.42 | 216.60 |
| 50-69 | 1,493 | 2,128 | 2,274 | 87,236 | 123,258 | 131,650 | 23,976 | 35,788 | 36,464 | 17,735 | 10,143 | 8,817 | 302.55 | 175.12 | 152.29 |
| 70-99 | 1,632 | 2,107 | 2,319 | 133,899 | 172,797 | 190,072 | 33,703 | 50,307 | 49,930 | 18,308 | 11,670 | 9,448 | 228.97 | 142.29 | 115.27 |
| 100-139 | 1,617 | 2,102 | 2,211 | 188,351 | 241,397 | 254,032 | 47,414 | 67,694 | 63,758 | 21,442 | 14,350 | 11,118 | 184.44 | 124.96 | 96.77 |
| 140-179 | 928 | 1,195 | 1,148 | 144,004 | 186,679 | 179,290 | 34,568 | 49,046 | 41,585 | 22,200 | 14,793 | 12,883 | 143.10 | 94.69 | 82.49 |
| 180-219 | 542 | 746 | 629 | 107,096 | 146,983 | 123,197 | 26,025 | 38,996 | 26,806 | 27,242 | 19,047 | 16,413 | 138.07 | 96.67 | 83.80 |
| 220-259 | 445 | 384 | 337 | 105,654 | 91,744 | 79,982 | 24,467 | 25,531 | 17,355 | 30,935 | 20,144 | 18,710 | 129.45 | 84.31 | 78.83 |
| 260-499 | 664 | 762 | 600 | 227,571 | 257,381 | 200,644 | 53,508 | 63,766 | 41,227 | 46,499 | 28,107 | 28,006 | 137.89 | 83.21 | 83.75 |
| 500-999 | 184 | 169 | 133 | 116,639 | 107,323 | 85,699 | 25,051 | 22,969 | 16,628 | 119,922 | 59,667 | 67,728 | 189.68 | 93.96 | 105.11 |
| 1,000 and over | 23 | 34 | 33 | 32,100 | 44,408 | 53,687 | 7,193 | 8,664 | 4,617 | 329,473 | 117,832 | 73,609 | 234.73 | 90.22 | 45.25 |

## Table 11.—NUMBER OF FARMS, ALL LAND IN FARMS, AND VALUE OF FARMS, 1950, 1945, AND 1940; AND SPECIFIED CLASSES OF LAND ACCORDING TO USE, 1949, 1944, AND 1939; BY SIZE OF FARM; BY DIVISIONS AND STATES—Continued

[All 1950 data are based on reports for only a sample of farms. See text]

| Region, division, State, and size group | Number of farms | | | All land in farms (acres) | | | Cropland harvested (acres) | | | Value of farms (land and buildings) (dollars) | | | | | |
|---|---|---|---|---|---|---|---|---|---|---|---|---|---|---|---|
| | | | | | | | | | | Average per farm | | | Average per acre | | |
| | 1950 | 1945 | 1940 | 1950 | 1945 | 1940 | 1949 | 1944 | 1939 | 1950 | 1945 | 1940 | 1950 | 1945 | 1940 |
| THE NORTH—MIDDLE ATLANTIC | | | | | | | | | | | | | | | |
| New York | 124,780 | 149,490 | 153,238 | 16,127,010 | 17,568,471 | 17,170,337 | 5,845,293 | 6,921,549 | 6,581,296 | 11,841 | 7,275 | 6,180 | 91.97 | 61.90 | 55.16 |
| Under 10 acres | 10,435 | 15,371 | 13,226 | 48,484 | 74,206 | 68,242 | 17,333 | 32,980 | 30,724 | 9,618 | 4,522 | 4,277 | 2,008.08 | 936.60 | 828.84 |
| 10-29 | 13,440 | 18,042 | 18,036 | 245,516 | 318,439 | 321,530 | 100,057 | 142,856 | 147,802 | 9,605 | 5,146 | 4,734 | 516.74 | 291.54 | 265.53 |
| 30-49 | 9,771 | 12,179 | 13,127 | 385,380 | 471,473 | 510,536 | 154,296 | 208,359 | 230,113 | 9,525 | 5,801 | 5,015 | 242.77 | 149.84 | 128.94 |
| 50-69 | 11,587 | 14,261 | 15,881 | 674,641 | 824,866 | 918,523 | 266,032 | 358,949 | 408,591 | 8,872 | 5,490 | 4,749 | 151.54 | 94.92 | 82.12 |
| 70-99 | 15,129 | 18,271 | 20,993 | 1,268,861 | 1,529,661 | 1,756,249 | 510,502 | 664,979 | 770,117 | 9,395 | 6,259 | 5,282 | 111.90 | 74.75 | 63.14 |
| 100-139 | 20,634 | 24,548 | 27,313 | 2,401,267 | 2,841,588 | 3,159,472 | 959,032 | 1,224,192 | 1,332,133 | 10,105 | 6,603 | 5,808 | 86.73 | 57.04 | 50.21 |
| 140-179 | 13,989 | 16,204 | 16,980 | 2,203,491 | 2,549,870 | 2,669,594 | 840,946 | 1,037,371 | 1,049,004 | 11,578 | 7,575 | 6,502 | 73.78 | 48.14 | 41.35 |
| 180-219 | 9,683 | 10,672 | 10,641 | 1,913,849 | 2,109,753 | 2,102,919 | 717,529 | 837,935 | 789,340 | 13,693 | 8,547 | 7,452 | 69.02 | 43.23 | 37.71 |
| 220-259 | 6,563 | 6,567 | 6,118 | 1,560,669 | 1,559,436 | 1,453,087 | 548,783 | 604,083 | 530,473 | 14,984 | 10,048 | 8,528 | 63.02 | 42.31 | 35.91 |
| 260-499 | 11,303 | 11,404 | 9,557 | 3,778,954 | 3,797,504 | 3,143,552 | 1,261,921 | 1,360,936 | 1,031,481 | 19,068 | 13,388 | 10,942 | 57.11 | 40.21 | 33.27 |
| 500-999 | 2,018 | 1,739 | 1,196 | 1,271,500 | 1,076,736 | 736,094 | 373,636 | 343,480 | 207,358 | 35,149 | 26,267 | 25,406 | 56.32 | 42.42 | 41.28 |
| 1,000 and over | 228 | 232 | 170 | 374,398 | 414,939 | 330,539 | 95,226 | 105,429 | 54,160 | 124,509 | 92,714 | 103,155 | 78.79 | 51.84 | 53.05 |
| New Jersey | 24,779 | 26,226 | 25,835 | 1,734,938 | 1,818,103 | 1,874,402 | 796,228 | 915,729 | 778,809 | 19,642 | 11,171 | 8,818 | 294.64 | 161.15 | 121.54 |
| Under 10 acres | 6,282 | 6,201 | 5,499 | 28,824 | 28,053 | 26,798 | 6,577 | 9,560 | 8,626 | 13,797 | 5,767 | 5,211 | 2,912.98 | 1,274.81 | 1,069.27 |
| 10-29 | 5,902 | 6,027 | 6,050 | 102,339 | 101,782 | 103,364 | 31,568 | 43,610 | 40,508 | 16,576 | 7,502 | 5,795 | 948.41 | 444.25 | 339.17 |
| 30-49 | 2,477 | 2,783 | 2,898 | 95,323 | 105,566 | 110,597 | 38,389 | 54,323 | 48,898 | 17,777 | 8,488 | 6,955 | 470.02 | 223.77 | 182.24 |
| 50-69 | 1,864 | 2,180 | 2,266 | 108,959 | 127,159 | 131,910 | 52,458 | 67,944 | 61,984 | 16,390 | 10,211 | 7,707 | 281.26 | 175.06 | 132.40 |
| 70-99 | 2,195 | 2,482 | 2,724 | 182,276 | 206,486 | 227,141 | 87,093 | 114,150 | 113,818 | 19,837 | 11,512 | 9,162 | 239.22 | 138.37 | 109.87 |
| 100-139 | 2,567 | 2,883 | 3,168 | 299,754 | 333,779 | 367,003 | 149,184 | 181,300 | 182,466 | 21,353 | 13,265 | 10,138 | 183.06 | 114.58 | 87.51 |
| 140-179 | 1,337 | 1,528 | 1,496 | 209,660 | 238,962 | 233,360 | 110,279 | 126,525 | 110,088 | 26,489 | 15,641 | 12,256 | 168.20 | 100.01 | 78.57 |
| 180-219 | 804 | 856 | 740 | 158,046 | 168,759 | 145,457 | 79,520 | 87,241 | 66,216 | 30,643 | 20,420 | 14,806 | 157.67 | 103.57 | 75.33 |
| 220-259 | 463 | 420 | 349 | 110,066 | 99,602 | 82,536 | 59,375 | 52,290 | 35,661 | 36,272 | 25,532 | 19,310 | 152.12 | 107.66 | 81.65 |
| 260-499 | 685 | 683 | 512 | 239,101 | 230,616 | 169,244 | 99,372 | 111,060 | 71,266 | 52,358 | 35,955 | 33,923 | 150.77 | 106.49 | 102.63 |
| 500-999 | 155 | 140 | 78 | 94,824 | 88,720 | 51,096 | 45,411 | 34,907 | 17,885 | 76,128 | 78,823 | 63,660 | 128.01 | 124.38 | 97.18 |
| 1,000 and over | 48 | 43 | 55 | 105,766 | 88,619 | 225,896 | 37,002 | 32,819 | 21,393 | 248,924 | 270,000 | 200,621 | 122.21 | 131.01 | 48.85 |
| Pennsylvania | 146,751 | 171,761 | 169,027 | 14,178,874 | 15,019,675 | 14,594,134 | 5,700,322 | 6,604,192 | 6,097,116 | 10,361 | 5,872 | 5,113 | 107.53 | 67.15 | 59.22 |
| Under 10 acres | 15,792 | 21,729 | 17,118 | 76,527 | 105,862 | 90,403 | 25,974 | 47,160 | 41,019 | 6,966 | 3,272 | 3,094 | 1,403.84 | 671.67 | 585.76 |
| 10-29 | 20,174 | 25,447 | 24,644 | 369,541 | 457,793 | 447,738 | 147,261 | 209,217 | 201,352 | 7,403 | 3,682 | 3,285 | 398.05 | 204.68 | 180.81 |
| 30-49 | 14,965 | 18,079 | 18,625 | 583,920 | 700,534 | 725,104 | 250,872 | 332,512 | 339,440 | 7,669 | 4,415 | 3,872 | 194.30 | 113.94 | 99.45 |
| 50-69 | 17,454 | 20,746 | 22,304 | 1,016,861 | 1,205,369 | 1,295,844 | 444,534 | 580,359 | 609,492 | 8,155 | 4,844 | 4,158 | 139.76 | 83.37 | 71.57 |
| 70-99 | 22,020 | 25,565 | 27,509 | 1,836,148 | 2,128,218 | 2,289,529 | 838,650 | 1,053,561 | 1,088,499 | 9,842 | 5,778 | 5,000 | 117.67 | 69.41 | 60.08 |
| 100-139 | 24,814 | 28,535 | 29,717 | 2,871,794 | 3,285,445 | 3,415,186 | 1,299,631 | 1,578,872 | 1,562,330 | 10,769 | 6,566 | 5,680 | 92.97 | 57.03 | 49.43 |
| 140-179 | 13,063 | 13,895 | 13,766 | 2,038,517 | 2,172,246 | 2,148,596 | 843,441 | 972,261 | 887,328 | 11,879 | 7,593 | 6,535 | 76.08 | 48.57 | 41.87 |
| 180-219 | 7,134 | 7,485 | 6,928 | 1,405,137 | 1,473,815 | 1,363,022 | 533,002 | 598,422 | 508,680 | 14,507 | 8,578 | 7,335 | 74.16 | 43.57 | 37.28 |
| 220-259 | 4,106 | 3,791 | 3,362 | 972,168 | 899,505 | 796,280 | 368,895 | 358,024 | 279,824 | 15,515 | 10,148 | 8,802 | 65.51 | 42.77 | 37.16 |
| 260-499 | 5,997 | 5,508 | 4,355 | 2,002,465 | 1,813,180 | 1,424,339 | 674,303 | 627,242 | 423,377 | 20,574 | 13,299 | 12,054 | 62.04 | 40.40 | 36.86 |
| 500-999 | 1,046 | 835 | 572 | 672,304 | 523,736 | 358,799 | 181,265 | 155,325 | 90,693 | 41,621 | 28,999 | 30,442 | 65.27 | 46.23 | 48.53 |
| 1,000 and over | 186 | 146 | 127 | 333,492 | 253,972 | 239,294 | 92,494 | 91,237 | 65,082 | 210,398 | 155,601 | 148,195 | 110.41 | 89.45 | 78.65 |
| THE NORTH—EAST NORTH CENTRAL | | | | | | | | | | | | | | | |
| Ohio | 199,220 | 220,575 | 233,783 | 21,049,530 | 21,927,844 | 21,907,523 | 10,377,521 | 10,837,062 | 9,771,609 | 14,563 | 8,470 | 6,176 | 136.81 | 85.20 | 65.91 |
| Under 10 acres | 18,329 | 23,350 | 23,197 | 96,663 | 121,560 | 122,880 | 30,012 | 40,248 | 43,060 | 7,058 | 3,575 | 3,055 | 1,327.03 | 686.72 | 576.64 |
| 10-29 | 24,919 | 29,061 | 29,177 | 450,369 | 508,480 | 513,435 | 151,983 | 181,225 | 185,295 | 7,385 | 3,976 | 3,397 | 404.13 | 227.25 | 193.03 |
| 30-49 | 19,328 | 21,725 | 24,248 | 757,580 | 845,730 | 947,194 | 300,518 | 343,413 | 384,184 | 7,529 | 4,349 | 3,561 | 190.53 | 111.71 | 91.16 |
| 50-69 | 18,694 | 20,878 | 24,415 | 1,092,090 | 1,213,588 | 1,423,663 | 460,035 | 530,192 | 613,743 | 8,667 | 5,246 | 4,174 | 146.70 | 90.26 | 71.57 |
| 70-99 | 32,530 | 36,421 | 43,536 | 2,700,120 | 3,014,526 | 3,599,399 | 1,305,711 | 1,488,655 | 1,700,861 | 11,010 | 6,902 | 5,293 | 132.04 | 83.39 | 64.03 |
| 100-139 | 32,369 | 35,447 | 39,470 | 3,757,240 | 4,104,380 | 4,554,423 | 1,871,604 | 2,070,777 | 2,107,513 | 14,171 | 8,951 | 6,708 | 121.67 | 77.30 | 58.13 |
| 140-179 | 21,950 | 22,837 | 23,350 | 3,454,790 | 3,591,116 | 3,665,559 | 1,793,407 | 1,866,215 | 1,678,545 | 18,704 | 11,921 | 8,611 | 118.54 | 75.81 | 54.86 |
| 180-219 | 11,770 | 12,236 | 11,207 | 2,322,360 | 2,409,660 | 2,207,114 | 1,208,816 | 1,245,402 | 993,391 | 23,773 | 14,619 | 10,817 | 120.47 | 74.24 | 54.92 |
| 220-259 | 7,221 | 7,004 | 6,074 | 1,709,592 | 1,660,564 | 1,440,469 | 895,352 | 867,529 | 634,712 | 29,275 | 17,692 | 12,723 | 123.18 | 74.62 | 53.65 |
| 260-499 | 10,362 | 10,102 | 8,006 | 3,430,436 | 3,331,085 | 2,623,936 | 1,749,657 | 1,676,495 | 1,121,871 | 40,381 | 23,491 | 17,666 | 121.03 | 71.24 | 53.90 |
| 500-999 | 1,558 | 1,335 | 966 | 988,307 | 841,695 | 599,899 | 472,122 | 391,006 | 230,886 | 68,118 | 43,490 | 35,170 | 107.27 | 68.98 | 56.63 |
| 1,000 and over | 190 | 179 | 137 | 289,983 | 285,460 | 209,552 | 138,304 | 135,905 | 77,548 | 200,832 | 146,648 | 113,162 | 129.19 | 91.96 | 73.98 |
| Indiana | 166,638 | 175,970 | 184,549 | 19,718,523 | 20,027,015 | 19,800,778 | 11,070,796 | 10,912,368 | 9,711,028 | 16,518 | 10,197 | 6,781 | 137.09 | 89.59 | 63.20 |
| Under 10 acres | 14,427 | 15,841 | 15,685 | 70,662 | 79,495 | 80,801 | 15,820 | 17,558 | 21,940 | 5,204 | 2,955 | 2,432 | 1,026.27 | 588.75 | 472.17 |
| 10-29 | 20,208 | 21,807 | 20,855 | 360,819 | 376,525 | 363,470 | 108,892 | 106,792 | 116,714 | 5,545 | 3,199 | 2,617 | 309.23 | 185.28 | 150.13 |
| 30-49 | 16,987 | 18,173 | 19,880 | 666,478 | 708,409 | 778,141 | 265,684 | 271,897 | 308,798 | 6,121 | 3,941 | 2,907 | 155.47 | 101.09 | 74.28 |
| 50-69 | 12,318 | 12,897 | 15,040 | 721,052 | 754,548 | 882,036 | 322,123 | 330,523 | 388,506 | 7,786 | 5,218 | 3,773 | 131.26 | 89.19 | 64.34 |
| 70-99 | 25,049 | 27,442 | 33,267 | 2,061,558 | 2,256,023 | 2,732,104 | 1,073,930 | 1,145,390 | 1,330,987 | 10,580 | 7,180 | 5,064 | 127.68 | 87.34 | 61.66 |
| 100-139 | 23,876 | 25,885 | 28,950 | 2,800,098 | 3,020,632 | 3,368,421 | 1,512,982 | 1,635,496 | 1,673,100 | 14,406 | 9,775 | 6,759 | 122.09 | 83.77 | 58.09 |
| 140-179 | 19,281 | 20,218 | 21,165 | 3,039,651 | 3,183,787 | 3,327,027 | 1,792,395 | 1,831,571 | 1,697,379 | 20,928 | 13,683 | 9,285 | 132.43 | 86.89 | 59.07 |
| 180-219 | 11,717 | 11,893 | 11,183 | 2,308,686 | 2,343,418 | 2,201,340 | 1,380,125 | 1,361,224 | 1,119,728 | 26,370 | 16,794 | 11,423 | 132.94 | 85.23 | 58.03 |
| 220-259 | 7,846 | 7,623 | 6,822 | 1,861,995 | 1,805,960 | 1,616,258 | 1,133,288 | 1,071,023 | 843,845 | 32,713 | 20,591 | 14,263 | 137.83 | 86.91 | 60.20 |
| 260-499 | 12,896 | 12,268 | 10,210 | 4,321,668 | 4,083,423 | 3,377,879 | 2,636,145 | 2,380,072 | 1,718,353 | 44,924 | 28,065 | 19,413 | 133.31 | 84.32 | 58.68 |
| 500-999 | 1,822 | 1,719 | 1,332 | 1,152,728 | 1,083,793 | 831,152 | 655,415 | 595,423 | 397,086 | 76,962 | 50,334 | 36,548 | 122.28 | 79.83 | 58.57 |
| 1,000 and over | 211 | 204 | 160 | 353,128 | 331,002 | 242,149 | 173,997 | 165,399 | 94,592 | 185,020 | 120,582 | 72,694 | 111.76 | 74.32 | 48.03 |
| Illinois | 195,212 | 204,239 | 213,439 | 30,991,429 | 31,602,186 | 31,032,572 | 20,372,700 | 20,301,602 | 18,270,025 | 28,279 | 17,933 | 11,887 | 174.59 | 115.90 | 81.76 |
| Under 10 acres | 13,666 | 13,830 | 12,738 | 64,858 | 67,143 | 64,996 | 18,011 | 16,903 | 19,050 | 6,237 | 3,859 | 3,264 | 1,295.34 | 794.79 | 639.77 |
| 10-29 | 15,982 | 16,769 | 17,171 | 278,137 | 283,978 | 293,860 | 91,131 | 91,809 | 102,824 | 6,004 | 3,913 | 3,178 | 344.83 | 231.08 | 185.71 |
| 30-49 | 12,143 | 13,623 | 14,933 | 473,306 | 528,239 | 581,079 | 187,692 | 207,439 | 240,430 | 6,391 | 4,116 | 3,400 | 162.46 | 106.14 | 87.38 |
| 50-69 | 8,411 | 8,854 | 10,447 | 489,066 | 517,315 | 611,071 | 211,022 | 232,054 | 284,006 | 8,426 | 5,352 | 4,084 | 142.98 | 91.60 | 69.81 |
| 70-99 | 20,641 | 22,800 | 27,844 | 1,703,119 | 1,871,051 | 2,283,403 | 982,656 | 1,069,410 | 1,263,287 | 13,083 | 8,606 | 6,096 | 157.67 | 104.86 | 74.34 |
| 100-139 | 25,065 | 27,080 | 31,517 | 2,948,699 | 3,174,293 | 3,689,452 | 1,860,356 | 1,951,292 | 2,134,509 | 18,278 | 12,158 | 8,585 | 154.91 | 103.72 | 73.33 |
| 140-179 | 31,741 | 33,310 | 36,049 | 4,986,431 | 5,269,718 | 5,699,316 | 3,511,088 | 3,593,190 | 3,575,457 | 28,916 | 19,103 | 13,271 | 182.72 | 120.75 | 88.94 |
| 180-219 | 19,429 | 20,025 | 19,752 | 3,834,888 | 3,949,172 | 3,890,711 | 2,601,315 | 2,637,742 | 2,365,723 | 33,772 | 22,169 | 15,445 | 170.34 | 112.41 | 78.41 |
| 220-259 | 16,198 | 16,523 | 15,862 | 3,840,369 | 3,922,019 | 3,764,183 | 2,707,970 | 2,697,392 | 2,362,695 | 42,774 | 28,853 | 20,003 | 180.28 | 121.55 | 84.29 |
| 260-499 | 27,534 | 27,377 | 24,021 | 9,257,612 | 9,166,670 | 7,997,279 | 6,323,758 | 6,103,746 | 4,797,839 | 59,347 | 38,630 | 26,894 | 175.97 | 115.37 | 80.78 |
| 500-999 | 3,997 | 3,678 | 2,839 | 2,500,526 | 2,301,282 | 1,764,453 | 1,537,502 | 1,398,054 | 941,715 | 97,959 | 66,517 | 47,029 | 156.22 | 106.31 | 75.67 |
| 1,000 and over | 405 | 370 | 266 | 614,418 | 551,306 | 392,769 | 340,199 | 302,571 | 182,490 | 224,600 | 149,805 | 101,156 | 147.96 | 100.54 | 68.51 |

## Table 11.—NUMBER OF FARMS, ALL LAND IN FARMS, AND VALUE OF FARMS, 1950, 1945, AND 1940; AND SPECIFIED CLASSES OF LAND ACCORDING TO USE, 1949, 1944, AND 1939; BY SIZE OF FARM; BY DIVISIONS AND STATES—Continued

[All 1950 data are based on reports for only a sample of farms. See text]

| Region, division, State, and size group | Number of farms | | | All land in farms (acres) | | | Cropland harvested (acres) | | | Value of farms (land and buildings) (dollars) | | | | | |
|---|---|---|---|---|---|---|---|---|---|---|---|---|---|---|---|
| | | | | | | | | | | Average per farm | | | Average per acre | | |
| | 1950 | 1945 | 1940 | 1950 | 1945 | 1940 | 1949 | 1944 | 1939 | 1950 | 1945 | 1940 | 1950 | 1945 | 1940 |
| THE NORTH—EAST NORTH CENTRAL—Continued | | | | | | | | | | | | | | | |
| Michigan | 155,519 | 175,268 | 187,589 | 17,302,432 | 18,392,227 | 18,037,995 | 7,849,486 | 8,520,587 | 7,862,858 | 10,932 | 6,843 | 4,865 | 98.47 | 65.21 | 50.59 |
| Under 10 acres | 8,518 | 11,202 | 12,675 | 40,787 | 56,917 | 64,790 | 14,413 | 25,366 | 27,350 | 6,929 | 3,662 | 2,849 | 1,391.60 | 720.77 | 557.28 |
| 10-29 | 15,200 | 18,161 | 18,951 | 267,726 | 308,099 | 322,349 | 108,576 | 138,302 | 137,363 | 6,675 | 3,700 | 2,974 | 365.96 | 218.07 | 174.82 |
| 30-49 | 20,866 | 25,140 | 28,833 | 817,750 | 986,544 | 1,134,658 | 356,745 | 444,491 | 492,833 | 6,282 | 3,520 | 2,752 | 159.35 | 89.70 | 69.93 |
| 50-69 | 12,026 | 12,762 | 14,757 | 705,664 | 746,644 | 863,852 | 335,083 | 378,530 | 425,885 | 7,662 | 5,010 | 3,857 | 130.97 | 85.63 | 65.89 |
| 70-99 | 30,870 | 36,177 | 43,220 | 2,507,445 | 2,936,465 | 3,503,657 | 1,209,820 | 1,445,682 | 1,661,011 | 8,376 | 5,438 | 4,124 | 103.18 | 67.00 | 50.88 |
| 100-139 | 24,827 | 27,415 | 29,630 | 2,889,911 | 3,189,580 | 3,440,856 | 1,429,469 | 1,617,687 | 1,632,696 | 11,109 | 7,389 | 5,466 | 95.34 | 63.51 | 47.07 |
| 140-179 | 17,400 | 18,925 | 18,744 | 2,727,749 | 2,968,584 | 2,935,298 | 1,309,148 | 1,434,988 | 1,297,608 | 13,497 | 8,970 | 6,522 | 86.17 | 57.19 | 41.65 |
| 180-219 | 9,740 | 9,876 | 8,597 | 1,918,502 | 1,938,914 | 1,688,728 | 913,796 | 920,785 | 728,319 | 16,547 | 11,030 | 8,081 | 84.03 | 56.18 | 41.14 |
| 220-259 | 5,824 | 5,875 | 5,030 | 1,379,021 | 1,389,210 | 1,190,202 | 626,957 | 635,637 | 491,346 | 18,709 | 12,303 | 9,206 | 79.42 | 52.03 | 38.91 |
| 260-499 | 8,795 | 8,457 | 6,220 | 2,909,357 | 2,789,372 | 2,042,177 | 1,209,545 | 1,176,425 | 772,908 | 24,112 | 16,399 | 12,056 | 73.05 | 49.72 | 36.72 |
| 500-999 | 1,232 | 1,064 | 763 | 773,891 | 677,493 | 491,420 | 263,816 | 221,835 | 142,496 | 39,358 | 28,898 | 22,838 | 62.15 | 45.38 | 35.46 |
| 1,000 and over | 221 | 214 | 169 | 364,629 | 404,405 | 360,008 | 72,118 | 80,859 | 53,043 | 96,561 | 88,471 | 77,861 | 57.17 | 46.82 | 36.55 |
| Wisconsin | 168,582 | 177,745 | 186,735 | 23,254,749 | 23,615,031 | 22,876,494 | 10,153,296 | 10,544,975 | 9,815,964 | 12,225 | 8,069 | 6,365 | 88.71 | 60.74 | 51.96 |
| Under 10 acres | 5,827 | 5,690 | 6,362 | 27,613 | 28,121 | 32,332 | 10,904 | 14,067 | 15,827 | 8,500 | 3,411 | 3,609 | 1,719.19 | 690.23 | 710.10 |
| 10-29 | 6,884 | 7,204 | 8,185 | 118,507 | 124,343 | 140,479 | 56,666 | 61,952 | 67,603 | 7,206 | 3,710 | 3,622 | 410.16 | 214.92 | 211.04 |
| 30-49 | 11,103 | 13,063 | 16,886 | 438,937 | 518,210 | 670,694 | 201,252 | 243,759 | 289,455 | 6,225 | 3,454 | 2,923 | 155.41 | 87.06 | 73.59 |
| 50-69 | 7,910 | 8,592 | 9,846 | 466,880 | 508,742 | 581,963 | 242,080 | 276,747 | 305,436 | 8,610 | 5,633 | 4,869 | 145.01 | 95.13 | 82.38 |
| 70-99 | 34,217 | 39,288 | 45,661 | 2,789,065 | 3,201,033 | 3,712,301 | 1,424,280 | 1,643,493 | 1,800,008 | 9,140 | 6,076 | 5,047 | 111.93 | 74.58 | 62.08 |
| 100-139 | 35,497 | 37,231 | 38,386 | 4,159,722 | 4,355,628 | 4,488,145 | 2,027,825 | 2,163,937 | 2,127,291 | 11,638 | 7,997 | 6,655 | 99.10 | 68.36 | 56.92 |
| 140-179 | 27,697 | 28,651 | 28,363 | 4,361,780 | 4,512,042 | 4,463,696 | 1,970,898 | 2,065,341 | 1,948,469 | 13,054 | 9,221 | 7,495 | 82.72 | 58.56 | 47.62 |
| 180-219 | 15,176 | 15,050 | 13,831 | 2,990,746 | 2,961,816 | 2,722,506 | 1,275,289 | 1,297,701 | 1,140,454 | 15,147 | 10,757 | 8,748 | 76.97 | 54.66 | 44.44 |
| 220-259 | 9,310 | 9,038 | 7,931 | 2,206,445 | 2,140,745 | 1,878,193 | 902,910 | 891,341 | 746,911 | 16,707 | 11,776 | 9,692 | 70.77 | 49.72 | 40.93 |
| 260-499 | 13,136 | 12,334 | 10,144 | 4,316,291 | 4,052,296 | 3,311,885 | 1,607,984 | 1,525,597 | 1,163,767 | 21,059 | 14,418 | 11,435 | 64.09 | 43.88 | 35.03 |
| 500-999 | 1,631 | 1,415 | 995 | 1,044,458 | 890,067 | 620,367 | 337,469 | 280,700 | 172,272 | 36,030 | 24,394 | 19,274 | 56.62 | 38.78 | 30.91 |
| 1,000 and over | 194 | 189 | 145 | 334,305 | 321,988 | 253,933 | 95,739 | 80,340 | 38,471 | 101,642 | 70,374 | 49,272 | 60.84 | 41.31 | 28.14 |
| THE NORTH—WEST NORTH CENTRAL | | | | | | | | | | | | | | | |
| Minnesota | 179,119 | 188,952 | 197,351 | 33,004,827 | 33,139,997 | 32,606,962 | 19,809,064 | 18,558,711 | 18,807,114 | 15,686 | 9,705 | 7,312 | 84.21 | 55.33 | 44.26 |
| Under 10 acres | 5,785 | 7,349 | 6,695 | 25,569 | 34,226 | 34,036 | 6,363 | 10,594 | 12,576 | 5,880 | 3,406 | 2,789 | 1,309.13 | 731.31 | 548.53 |
| 10-29 | 6,345 | 7,605 | 8,520 | 111,577 | 126,463 | 143,101 | 38,617 | 47,060 | 54,856 | 6,410 | 3,499 | 3,006 | 355.63 | 210.40 | 178.99 |
| 30-49 | 8,861 | 11,220 | 14,806 | 348,455 | 441,380 | 583,625 | 139,444 | 171,567 | 215,954 | 5,218 | 2,872 | 2,277 | 131.53 | 73.00 | 57.75 |
| 50-69 | 4,552 | 4,694 | 5,545 | 267,754 | 275,478 | 325,018 | 117,210 | 127,604 | 150,550 | 7,407 | 4,618 | 3,634 | 124.72 | 78.69 | 62.00 |
| 70-99 | 21,428 | 24,785 | 30,035 | 1,744,804 | 2,011,566 | 2,433,874 | 903,808 | 1,009,407 | 1,194,142 | 8,103 | 5,172 | 4,007 | 98.68 | 63.72 | 49.45 |
| 100-139 | 23,123 | 23,509 | 24,938 | 2,732,706 | 2,772,471 | 2,934,091 | 1,499,902 | 1,481,133 | 1,565,048 | 10,902 | 7,293 | 5,796 | 91.34 | 61.84 | 49.26 |
| 140-179 | 39,479 | 41,264 | 43,545 | 6,276,016 | 6,553,133 | 6,913,708 | 3,935,528 | 3,800,217 | 4,100,040 | 15,226 | 9,765 | 7,592 | 95.46 | 61.49 | 47.82 |
| 180-219 | 17,590 | 17,659 | 16,401 | 3,474,086 | 3,489,666 | 3,242,150 | 2,093,138 | 1,975,747 | 1,897,804 | 17,180 | 11,224 | 8,954 | 86.72 | 56.80 | 45.30 |
| 220-259 | 17,240 | 16,738 | 15,618 | 4,100,877 | 3,984,719 | 3,717,412 | 2,584,220 | 2,351,911 | 2,302,626 | 20,401 | 13,646 | 10,825 | 85.68 | 57.32 | 45.48 |
| 260-499 | 29,566 | 29,350 | 27,078 | 10,045,827 | 9,946,656 | 9,208,475 | 6,215,078 | 5,706,168 | 5,599,627 | 25,347 | 16,235 | 12,940 | 74.58 | 47.91 | 38.05 |
| 500-999 | 4,557 | 4,277 | 3,743 | 2,942,273 | 2,726,718 | 2,402,657 | 1,734,737 | 1,469,209 | 1,362,072 | 35,660 | 22,666 | 17,963 | 55.61 | 35.55 | 27.98 |
| 1,000 and over | 593 | 502 | 427 | 934,883 | 777,521 | 668,815 | 541,019 | 408,094 | 351,819 | 74,676 | 50,979 | 37,053 | 47.43 | 32.91 | 23.66 |
| Iowa | 203,155 | 208,934 | 213,318 | 34,284,909 | 34,453,936 | 34,148,673 | 22,547,610 | 21,562,039 | 20,076,641 | 27,563 | 17,284 | 12,614 | 160.98 | 104.81 | 78.79 |
| Under 10 acres | 9,585 | 10,664 | 10,428 | 44,586 | 51,372 | 52,213 | 11,396 | 12,039 | 16,164 | 5,691 | 3,417 | 2,694 | 1,179.97 | 709.25 | 538.12 |
| 10-29 | 9,181 | 9,589 | 9,948 | 158,313 | 158,069 | 165,412 | 55,780 | 53,292 | 61,805 | 6,919 | 4,067 | 3,354 | 381.25 | 246.70 | 201.72 |
| 30-49 | 7,334 | 7,585 | 8,249 | 286,661 | 295,448 | 321,217 | 127,256 | 130,968 | 149,638 | 8,085 | 4,786 | 3,899 | 200.40 | 122.88 | 100.13 |
| 50-69 | 4,780 | 4,744 | 5,181 | 281,015 | 276,679 | 303,511 | 132,795 | 132,010 | 148,703 | 9,458 | 6,192 | 4,861 | 161.71 | 106.17 | 82.98 |
| 70-99 | 21,114 | 23,336 | 26,965 | 1,727,423 | 1,906,898 | 2,206,976 | 1,091,546 | 1,161,091 | 1,295,397 | 13,909 | 8,970 | 6,697 | 167.51 | 109.77 | 81.83 |
| 100-139 | 28,720 | 30,323 | 32,854 | 3,401,933 | 3,576,120 | 3,870,299 | 2,228,283 | 2,234,440 | 2,290,360 | 19,107 | 12,361 | 9,192 | 160.38 | 104.81 | 78.03 |
| 140-179 | 48,846 | 50,019 | 50,967 | 7,751,006 | 7,936,491 | 8,082,460 | 5,455,751 | 5,320,780 | 5,069,764 | 27,550 | 17,691 | 13,162 | 172.27 | 111.50 | 83.00 |
| 180-219 | 22,457 | 21,982 | 20,722 | 4,443,431 | 4,343,382 | 4,095,302 | 2,958,817 | 2,759,939 | 2,414,252 | 30,978 | 20,160 | 15,022 | 156.18 | 102.03 | 76.01 |
| 220-259 | 19,896 | 20,335 | 19,302 | 4,726,942 | 4,832,287 | 4,588,599 | 3,225,951 | 3,173,930 | 2,786,130 | 38,629 | 25,099 | 18,708 | 162.56 | 105.62 | 78.70 |
| 260-499 | 28,144 | 27,483 | 26,119 | 9,331,668 | 9,090,481 | 8,658,154 | 6,089,252 | 5,588,781 | 4,982,396 | 50,064 | 32,194 | 24,299 | 151.18 | 97.33 | 73.30 |
| 500-999 | 2,845 | 2,655 | 2,382 | 1,764,396 | 1,657,810 | 1,489,364 | 990,841 | 845,886 | 723,274 | 76,687 | 51,124 | 38,797 | 124.00 | 81.88 | 62.05 |
| 1,000 and over | 253 | 219 | 201 | 367,535 | 328,899 | 315,166 | 179,942 | 148,883 | 138,758 | 164,519 | 123,037 | 94,747 | 114.86 | 81.93 | 60.43 |
| Missouri | 229,958 | 242,934 | 256,100 | 35,157,456 | 35,278,251 | 34,739,598 | 12,284,947 | 12,902,170 | 12,399,860 | 9,781 | 6,285 | 4,324 | 63.73 | 43.28 | 31.87 |
| Under 10 acres | 13,248 | 14,908 | 14,811 | 65,491 | 74,704 | 78,186 | 11,327 | 15,409 | 24,782 | 3,940 | 2,516 | 1,926 | 789.23 | 502.13 | 364.81 |
| 10-29 | 20,351 | 22,275 | 22,621 | 361,533 | 384,545 | 388,053 | 122,020 | 145,690 | 144,023 | 4,317 | 2,461 | 2,008 | 232.94 | 142.55 | 117.04 |
| 30-49 | 23,078 | 26,098 | 29,369 | 899,395 | 1,018,331 | 1,151,029 | 280,121 | 368,413 | 402,038 | 3,845 | 2,496 | 1,734 | 96.31 | 63.97 | 44.24 |
| 50-69 | 13,754 | 14,237 | 16,100 | 807,684 | 832,902 | 942,206 | 264,015 | 308,816 | 356,286 | 5,024 | 3,430 | 2,448 | 83.73 | 58.63 | 41.83 |
| 70-99 | 32,770 | 35,751 | 41,353 | 2,683,471 | 2,918,466 | 3,382,842 | 892,740 | 1,061,148 | 1,240,021 | 5,784 | 3,753 | 2,656 | 70.36 | 45.98 | 32.47 |
| 100-139 | 32,102 | 34,160 | 38,045 | 3,767,993 | 3,994,150 | 4,444,234 | 1,359,009 | 1,502,617 | 1,672,806 | 7,719 | 5,029 | 3,619 | 64.92 | 43.01 | 30.98 |
| 140-179 | 27,966 | 29,997 | 32,813 | 4,397,396 | 4,728,448 | 5,172,445 | 1,603,535 | 1,820,418 | 1,934,623 | 9,450 | 6,481 | 4,613 | 59.93 | 41.12 | 29.26 |
| 180-219 | 17,787 | 18,625 | 18,431 | 3,508,887 | 3,669,734 | 3,631,901 | 1,315,189 | 1,428,371 | 1,349,698 | 11,718 | 7,884 | 5,754 | 59.18 | 40.02 | 29.20 |
| 220-259 | 13,906 | 13,280 | 12,939 | 3,298,314 | 3,151,277 | 3,069,750 | 1,247,571 | 1,236,777 | 1,159,474 | 14,249 | 9,705 | 6,987 | 60.16 | 40.90 | 29.45 |
| 260-499 | 27,537 | 26,657 | 23,989 | 9,382,585 | 9,095,533 | 8,135,539 | 3,450,253 | 3,392,232 | 2,882,006 | 19,342 | 13,113 | 9,647 | 56.60 | 38.43 | 28.44 |
| 500-999 | 6,311 | 5,935 | 4,806 | 4,090,904 | 3,820,567 | 3,074,632 | 1,304,937 | 1,235,640 | 954,006 | 35,068 | 23,805 | 17,521 | 54.34 | 36.98 | 27.39 |
| 1,000 and over | 1,148 | 1,011 | 823 | 1,893,803 | 1,589,594 | 1,268,781 | 434,230 | 386,639 | 280,097 | 78,547 | 53,144 | 38,995 | 48.69 | 33.80 | 25.29 |
| North Dakota | 65,302 | 69,520 | 73,962 | 41,319,451 | 41,001,158 | 37,936,136 | 20,342,560 | 20,816,814 | 15,536,632 | 18,011 | 10,189 | 6,628 | 28.89 | 17.28 | 12.92 |
| Under 10 acres | 571 | 747 | 675 | 2,606 | 2,991 | 3,185 | 500 | 595 | 890 | 4,183 | 1,792 | 1,734 | 863.48 | 447.49 | 367.48 |
| 10-29 | 660 | 670 | 820 | 10,595 | 11,203 | 13,562 | 3,305 | 3,253 | 4,300 | 3,738 | 1,871 | 1,770 | 228.21 | 111.90 | 107.04 |
| 30-49 | 435 | 583 | 718 | 16,550 | 22,399 | 27,724 | 6,115 | 7,751 | 10,100 | 3,840 | 1,877 | 1,608 | 100.67 | 48.85 | 41.63 |
| 50-69 | 240 | 278 | 333 | 13,775 | 16,050 | 19,274 | 6,070 | 6,371 | 6,814 | 3,192 | 2,476 | 1,977 | 55.71 | 42.88 | 34.16 |
| 70-99 | 565 | 741 | 1,114 | 45,500 | 59,918 | 89,753 | 23,755 | 29,608 | 39,372 | 4,019 | 2,489 | 1,936 | 50.30 | 30.78 | 24.03 |
| 100-139 | 650 | 604 | 742 | 77,225 | 71,026 | 87,736 | 39,375 | 36,678 | 39,909 | 5,602 | 3,740 | 2,682 | 47.18 | 31.80 | 22.68 |
| 140-179 | 4,555 | 6,050 | 9,673 | 729,935 | 965,798 | 1,543,720 | 448,495 | 582,649 | 743,346 | 6,948 | 3,951 | 2,822 | 43.46 | 24.75 | 17.69 |
| 180-219 | 1,270 | 1,212 | 1,425 | 254,420 | 240,348 | 283,449 | 158,645 | 142,239 | 142,120 | 8,796 | 5,332 | 3,861 | 43.81 | 26.89 | 19.41 |
| 220-259 | 2,070 | 2,458 | 3,066 | 495,695 | 587,641 | 732,753 | 315,340 | 370,562 | 382,995 | 10,852 | 6,389 | 4,747 | 45.42 | 26.73 | 19.86 |
| 260-499 | 23,317 | 26,198 | 29,620 | 9,018,610 | 10,139,208 | 11,231,880 | 5,374,890 | 6,105,258 | 5,297,435 | 13,886 | 8,136 | 5,718 | 35.89 | 21.02 | 15.08 |
| 500-999 | 22,138 | 22,004 | 19,371 | 15,759,231 | 15,607,302 | 13,662,856 | 8,320,801 | 8,435,600 | 5,683,183 | 20,629 | 12,286 | 8,756 | 29.07 | 17.32 | 12.41 |
| 1,000 and over | 8,831 | 7,975 | 6,405 | 14,895,309 | 13,277,274 | 10,240,244 | 5,645,269 | 5,096,250 | 3,186,168 | 36,359 | 21,353 | 14,877 | 21.94 | 12.83 | 9.31 |

## Table 11.—NUMBER OF FARMS, ALL LAND IN FARMS, AND VALUE OF FARMS, 1950, 1945, AND 1940; AND SPECIFIED CLASSES OF LAND ACCORDING TO USE, 1949, 1944, AND 1939; BY SIZE OF FARM; BY DIVISIONS AND STATES—Continued

[All 1950 data are based on reports for a sample of farms. See text.]

| Region, division, State, and size group | Number of farms | | | All land in farms (acres) | | | Cropland harvested (acres) | | | Value of farms (land and buildings) (dollars) | | | | | |
|---|---|---|---|---|---|---|---|---|---|---|---|---|---|---|---|
| | | | | | | | | | | Average per farm | | | Average per acre | | |
| | 1950 | 1945 | 1940 | 1950 | 1945 | 1940 | 1949 | 1944 | 1939 | 1950 | 1945 | 1940 | 1950 | 1945 | 1940 |
| THE NORTH—WEST NORTH CENTRAL—Continued | | | | | | | | | | | | | | | |
| South Dakota | 66,331 | 68,705 | 72,454 | 44,586,538 | 43,031,964 | 39,473,584 | 17,629,826 | 16,524,613 | 12,297,291 | 20,740 | 11,124 | 6,976 | 31.40 | 17.76 | 12.80 |
| Under 10 acres | 1,350 | 1,299 | 1,269 | 6,190 | 5,410 | 6,034 | 1,275 | 1,445 | 1,439 | 5,104 | 2,500 | 1,829 | 1,054.28 | 600.25 | 384.65 |
| 10-29 | 1,196 | 1,199 | 1,220 | 19,545 | 19,660 | 20,153 | 5,630 | 6,635 | 6,279 | 4,903 | 2,772 | 2,487 | 298.84 | 169.06 | 150.58 |
| 30-49 | 922 | 950 | 1,184 | 35,773 | 36,759 | 45,835 | 13,055 | 14,960 | 17,143 | 5,284 | 3,168 | 2,051 | 137.95 | 81.88 | 52.98 |
| 50-69 | 560 | 478 | 508 | 32,660 | 27,674 | 29,417 | 14,140 | 12,936 | 12,290 | 5,604 | 3,825 | 2,934 | 95.93 | 66.06 | 50.67 |
| 70-99 | 1,593 | 1,679 | 2,162 | 131,272 | 135,887 | 174,259 | 80,668 | 80,143 | 96,237 | 8,847 | 4,879 | 3,087 | 106.59 | 60.28 | 38.30 |
| 100-139 | 1,527 | 1,442 | 1,691 | 181,249 | 170,461 | 199,817 | 118,130 | 109,950 | 113,757 | 10,352 | 6,817 | 4,486 | 87.55 | 57.67 | 37.96 |
| 140-179 | 8,750 | 10,130 | 13,725 | 1,396,526 | 1,616,267 | 2,189,065 | 985,848 | 1,055,500 | 1,237,795 | 13,474 | 7,853 | 4,894 | 84.50 | 49.22 | 30.69 |
| 180-219 | 2,972 | 3,047 | 2,935 | 589,055 | 603,708 | 582,715 | 426,000 | 411,641 | 351,029 | 17,083 | 9,794 | 6,406 | 85.32 | 49.43 | 32.27 |
| 220-259 | 4,988 | 4,943 | 5,055 | 1,193,176 | 1,179,821 | 1,205,196 | 880,550 | 811,127 | 731,579 | 19,671 | 11,274 | 7,342 | 82.39 | 47.24 | 30.79 |
| 260-499 | 21,979 | 23,243 | 24,170 | 8,066,314 | 8,515,611 | 8,847,532 | 5,461,949 | 5,458,380 | 4,527,177 | 20,276 | 11,806 | 7,464 | 55.59 | 32.22 | 20.39 |
| 500-999 | 11,781 | 11,997 | 11,380 | 8,231,912 | 8,408,542 | 7,987,607 | 4,605,666 | 4,369,110 | 2,984,061 | 23,051 | 12,675 | 8,284 | 32.47 | 18.08 | 11.80 |
| 1,000 and over | 8,713 | 8,298 | 7,155 | 24,702,866 | 22,312,164 | 18,185,954 | 5,036,915 | 4,192,786 | 2,218,505 | 38,248 | 17,265 | 11,763 | 14.08 | 6.42 | 4.63 |
| Nebraska | 107,174 | 111,756 | 121,062 | 47,330,568 | 47,752,941 | 47,343,981 | 19,387,069 | 19,596,324 | 17,304,802 | 25,939 | 15,205 | 9,399 | 57.58 | 35.58 | 24.03 |
| Under 10 acres | 4,507 | 4,602 | 4,327 | 19,978 | 20,741 | 21,202 | 5,539 | 6,425 | 7,238 | 4,872 | 2,731 | 2,396 | 1,056.15 | 605.94 | 488.97 |
| 10-29 | 3,388 | 3,737 | 3,856 | 56,162 | 60,514 | 63,182 | 20,444 | 24,443 | 25,765 | 5,791 | 3,315 | 2,769 | 345.54 | 204.69 | 168.97 |
| 30-49 | 2,240 | 2,250 | 2,537 | 85,982 | 86,617 | 97,681 | 38,455 | 43,754 | 46,517 | 6,294 | 4,292 | 3,133 | 163.62 | 111.50 | 81.37 |
| 50-69 | 1,341 | 1,268 | 1,391 | 78,357 | 73,916 | 80,847 | 37,565 | 38,177 | 43,706 | 8,341 | 5,325 | 3,749 | 139.62 | 91.34 | 64.51 |
| 70-99 | 5,599 | 5,801 | 7,917 | 458,409 | 469,943 | 639,926 | 299,040 | 309,376 | 402,564 | 11,392 | 7,170 | 4,628 | 135.42 | 88.50 | 57.26 |
| 100-139 | 5,297 | 5,638 | 7,079 | 626,683 | 666,874 | 838,569 | 430,198 | 446,642 | 532,904 | 15,589 | 9,985 | 6,556 | 129.07 | 84.42 | 55.35 |
| 140-179 | 20,774 | 22,678 | 29,497 | 3,320,116 | 3,615,441 | 4,700,052 | 2,340,747 | 2,480,986 | 2,921,783 | 18,947 | 11,937 | 7,429 | 117.65 | 74.88 | 46.63 |
| 180-219 | 7,849 | 8,257 | 7,928 | 1,552,837 | 1,631,793 | 1,568,069 | 1,095,280 | 1,125,506 | 972,105 | 24,443 | 14,966 | 9,596 | 122.72 | 75.73 | 48.52 |
| 220-259 | 11,441 | 11,423 | 11,354 | 2,726,774 | 2,722,535 | 2,705,504 | 1,911,882 | 1,866,120 | 1,650,552 | 26,251 | 16,875 | 10,504 | 109.32 | 70.80 | 44.08 |
| 260-499 | 26,933 | 28,083 | 27,909 | 9,571,792 | 9,952,984 | 9,916,810 | 5,775,028 | 5,944,007 | 5,099,793 | 29,413 | 18,358 | 11,537 | 82.10 | 51.80 | 32.47 |
| 500-999 | 10,580 | 10,805 | 10,570 | 7,300,303 | 7,473,650 | 7,290,571 | 3,134,921 | 3,220,196 | 2,583,203 | 35,427 | 19,822 | 12,602 | 51.26 | 28.66 | 18.27 |
| 1,000 and over | 7,225 | 7,214 | 6,697 | 21,533,175 | 20,977,933 | 19,421,568 | 4,297,970 | 4,090,692 | 3,018,672 | 65,030 | 33,709 | 22,527 | 22.12 | 11.59 | 7.77 |
| Kansas | 131,372 | 141,192 | 156,327 | 48,583,101 | 48,589,418 | 48,173,635 | 21,507,150 | 22,816,924 | 17,816,498 | 24,738 | 13,962 | 9,092 | 66.21 | 40.57 | 29.51 |
| Under 10 acres | 7,774 | 8,419 | 7,564 | 33,870 | 39,088 | 37,990 | 6,301 | 9,752 | 12,453 | 4,558 | 2,675 | 2,152 | 1,040.67 | 576.09 | 428.54 |
| 10-29 | 6,202 | 7,230 | 7,577 | 103,275 | 118,491 | 125,804 | 28,035 | 38,820 | 47,083 | 5,450 | 3,073 | 2,447 | 320.84 | 187.50 | 147.40 |
| 30-49 | 4,586 | 5,044 | 5,937 | 176,802 | 193,579 | 229,029 | 57,865 | 73,711 | 99,579 | 5,522 | 3,291 | 2,727 | 141.64 | 85.76 | 70.69 |
| 50-69 | 3,147 | 2,776 | 3,514 | 185,521 | 161,819 | 204,882 | 64,545 | 69,918 | 94,394 | 5,936 | 4,078 | 3,228 | 99.56 | 69.95 | 55.37 |
| 70-99 | 8,641 | 10,478 | 13,880 | 704,579 | 851,037 | 1,126,426 | 314,085 | 432,352 | 595,604 | 7,468 | 4,616 | 3,605 | 90.67 | 56.83 | 44.42 |
| 100-139 | 6,966 | 7,283 | 9,586 | 820,458 | 854,537 | 1,124,438 | 389,608 | 451,081 | 611,096 | 9,362 | 6,304 | 4,892 | 78.21 | 53.73 | 41.70 |
| 140-179 | 17,216 | 22,022 | 28,810 | 2,730,965 | 3,509,122 | 4,584,009 | 1,453,101 | 1,998,961 | 2,358,133 | 12,524 | 8,213 | 6,111 | 78.36 | 51.54 | 38.41 |
| 180-219 | 7,431 | 7,815 | 8,951 | 1,472,050 | 1,544,740 | 1,768,525 | 795,955 | 887,236 | 973,884 | 15,824 | 10,175 | 7,838 | 79.14 | 51.48 | 39.67 |
| 220-259 | 10,384 | 11,431 | 12,539 | 2,474,832 | 2,723,672 | 2,987,153 | 1,357,609 | 1,600,689 | 1,580,749 | 18,449 | 12,265 | 9,142 | 77.32 | 51.47 | 38.38 |
| 260-499 | 33,870 | 35,198 | 36,298 | 12,371,562 | 12,768,182 | 13,102,843 | 6,601,312 | 7,241,455 | 5,787,665 | 26,726 | 17,150 | 12,052 | 72.88 | 47.28 | 33.39 |
| 500-999 | 17,486 | 16,663 | 15,635 | 12,077,409 | 11,513,936 | 10,787,094 | 5,631,424 | 5,772,387 | 3,487,205 | 44,305 | 26,861 | 17,758 | 64.09 | 41.49 | 25.74 |
| 1,000 and over | 7,669 | 6,833 | 6,036 | 15,431,778 | 14,311,215 | 12,095,442 | 4,807,310 | 4,240,562 | 2,168,653 | 99,586 | 51,600 | 30,843 | 50.19 | 24.64 | 15.39 |
| THE SOUTH—SOUTH ATLANTIC | | | | | | | | | | | | | | | |
| Delaware | 7,452 | 9,296 | 8,994 | 855,410 | 923,350 | 895,507 | 386,079 | 416,162 | 378,448 | 12,561 | 7,820 | 6,104 | 115.01 | 78.73 | 61.30 |
| Under 10 acres | 892 | 1,281 | 787 | 4,619 | 5,251 | 3,895 | 1,560 | 2,466 | 1,591 | 8,334 | 3,877 | 3,300 | 1,699.23 | 945.81 | 666.86 |
| 10-29 | 1,047 | 1,362 | 1,306 | 19,169 | 24,524 | 23,719 | 7,543 | 12,681 | 11,536 | 8,315 | 4,401 | 3,434 | 426.05 | 244.40 | 189.06 |
| 30-49 | 923 | 1,128 | 1,158 | 35,727 | 43,390 | 44,627 | 15,957 | 22,374 | 21,261 | 7,326 | 4,650 | 3,433 | 192.24 | 120.89 | 89.07 |
| 50-69 | 724 | 999 | 1,095 | 43,841 | 58,130 | 63,903 | 18,895 | 28,838 | 29,546 | 6,782 | 5,161 | 3,796 | 114.75 | 88.70 | 65.05 |
| 70-99 | 887 | 1,182 | 1,309 | 73,579 | 97,330 | 107,597 | 35,497 | 45,414 | 48,334 | 10,564 | 5,936 | 4,425 | 128.94 | 72.09 | 53.83 |
| 100-139 | 903 | 1,194 | 1,326 | 104,625 | 137,915 | 152,155 | 49,169 | 65,196 | 67,376 | 11,991 | 7,226 | 5,873 | 104.18 | 62.56 | 51.18 |
| 140-179 | 697 | 788 | 791 | 107,928 | 123,455 | 124,056 | 51,824 | 56,576 | 52,645 | 13,215 | 10,018 | 7,479 | 84.47 | 63.94 | 47.69 |
| 180-219 | 434 | 460 | 468 | 85,785 | 91,117 | 92,454 | 40,913 | 41,339 | 40,605 | 17,827 | 10,667 | 11,005 | 89.96 | 53.85 | 55.71 |
| 220-259 | 279 | 277 | 225 | 65,824 | 65,936 | 53,743 | 32,409 | 29,933 | 22,466 | 18,443 | 18,772 | 11,656 | 78.41 | 78.86 | 48.80 |
| 260-499 | 515 | 498 | 431 | 175,239 | 166,466 | 142,467 | 83,095 | 70,016 | 58,614 | 26,721 | 18,541 | 15,029 | 79.76 | 55.47 | 45.47 |
| 500-999 | 115 | 100 | 73 | 79,455 | 64,278 | 47,211 | 27,279 | 25,027 | 14,343 | 55,739 | 35,432 | 26,792 | 79.91 | 55.12 | 41.43 |
| 1,000 and over | 36 | 27 | 25 | 59,619 | 45,558 | 39,680 | 21,938 | 16,302 | 10,131 | 169,675 | 181,869 | 159,296 | 97.02 | 107.78 | 100.36 |
| Maryland | 36,162 | 41,275 | 42,110 | 4,113,684 | 4,199,859 | 4,197,827 | 1,558,843 | 1,745,261 | 1,608,856 | 14,163 | 8,596 | 6,506 | 124.75 | 84.48 | 65.27 |
| Under 10 acres | 4,521 | 6,042 | 5,442 | 23,224 | 29,949 | 29,974 | 7,062 | 12,668 | 11,504 | 6,524 | 3,493 | 2,804 | 1,256.63 | 704.60 | 509.08 |
| 10-29 | 5,847 | 6,779 | 7,127 | 102,565 | 118,524 | 125,276 | 37,720 | 51,782 | 51,525 | 7,912 | 4,568 | 3,631 | 444.46 | 261.29 | 206.58 |
| 30-49 | 3,819 | 4,199 | 4,502 | 147,146 | 160,746 | 172,842 | 50,893 | 71,016 | 70,686 | 7,986 | 5,352 | 3,983 | 198.14 | 139.80 | 103.74 |
| 50-69 | 3,336 | 3,947 | 4,155 | 195,614 | 229,295 | 241,420 | 71,634 | 102,162 | 98,810 | 9,052 | 5,923 | 4,646 | 151.12 | 101.95 | 79.96 |
| 70-99 | 3,844 | 4,478 | 4,753 | 321,474 | 370,921 | 395,092 | 126,495 | 163,110 | 163,956 | 11,814 | 6,916 | 5,226 | 139.01 | 83.50 | 62.87 |
| 100-139 | 4,787 | 5,479 | 5,762 | 558,956 | 635,478 | 668,491 | 229,651 | 289,812 | 285,532 | 14,023 | 8,783 | 6,810 | 116.88 | 75.73 | 58.70 |
| 140-179 | 3,289 | 3,675 | 3,815 | 519,797 | 576,324 | 598,043 | 213,657 | 260,259 | 252,882 | 16,520 | 10,498 | 8,553 | 102.13 | 66.94 | 54.56 |
| 180-219 | 2,050 | 2,280 | 2,354 | 403,692 | 449,370 | 463,907 | 165,158 | 192,009 | 184,789 | 19,211 | 13,238 | 9,905 | 97.37 | 67.17 | 50.26 |
| 220-259 | 1,447 | 1,347 | 1,351 | 345,543 | 320,258 | 321,135 | 132,912 | 133,369 | 123,138 | 25,092 | 15,361 | 11,864 | 104.41 | 64.61 | 49.91 |
| 260-499 | 2,427 | 2,409 | 2,360 | 826,789 | 806,409 | 783,373 | 320,747 | 310,384 | 264,387 | 32,768 | 21,820 | 16,653 | 96.40 | 65.18 | 50.17 |
| 500-999 | 663 | 539 | 395 | 435,187 | 342,318 | 249,236 | 141,483 | 108,755 | 68,572 | 57,730 | 43,619 | 34,583 | 88.83 | 68.68 | 54.81 |
| 1,000 and over | 132 | 101 | 94 | 233,697 | 160,267 | 149,038 | 61,431 | 49,935 | 33,075 | 145,346 | 121,402 | 70,131 | 83.83 | 76.51 | 44.23 |
| Virginia | 150,823 | 173,051 | 174,885 | 15,622,584 | 16,358,072 | 16,444,907 | 3,343,051 | 3,933,284 | 3,840,189 | 8,447 | 5,021 | 3,860 | 82.33 | 53.11 | 41.04 |
| Under 10 acres | 19,066 | 26,233 | 22,291 | 104,158 | 129,646 | 122,929 | 34,934 | 51,256 | 57,765 | 3,907 | 2,198 | 1,475 | 690.59 | 444.80 | 267.51 |
| 10-29 | 31,064 | 35,258 | 37,894 | 562,659 | 629,282 | 677,108 | 196,024 | 241,045 | 286,194 | 3,929 | 2,267 | 1,599 | 216.75 | 127.02 | 89.49 |
| 30-49 | 19,563 | 22,295 | 23,254 | 754,766 | 848,294 | 885,606 | 216,985 | 273,578 | 295,931 | 4,755 | 2,766 | 2,129 | 122.13 | 72.70 | 55.89 |
| 50-69 | 16,041 | 18,843 | 19,031 | 933,227 | 1,083,873 | 1,096,955 | 237,761 | 313,595 | 319,054 | 5,628 | 3,338 | 2,575 | 95.01 | 58.03 | 44.68 |
| 70-99 | 16,779 | 18,266 | 19,008 | 1,396,433 | 1,507,559 | 1,570,923 | 322,206 | 406,531 | 420,262 | 6,582 | 4,246 | 3,350 | 78.98 | 51.45 | 40.53 |
| 100-139 | 16,561 | 18,908 | 19,774 | 1,916,598 | 2,160,751 | 2,265,754 | 424,480 | 544,195 | 555,704 | 8,442 | 5,330 | 4,155 | 72.26 | 46.64 | 36.26 |
| 140-179 | 9,464 | 10,241 | 10,563 | 1,483,172 | 1,604,783 | 1,656,971 | 311,848 | 378,270 | 383,505 | 11,123 | 6,744 | 5,473 | 70.99 | 43.04 | 34.89 |
| 180-219 | 6,145 | 6,844 | 7,177 | 1,219,030 | 1,353,522 | 1,418,051 | 259,815 | 309,219 | 308,013 | 14,269 | 8,282 | 6,615 | 71.97 | 41.88 | 33.48 |
| 220-259 | 3,991 | 3,996 | 4,061 | 949,522 | 952,554 | 967,249 | 190,541 | 219,291 | 203,115 | 15,393 | 10,715 | 8,218 | 64.96 | 44.95 | 34.50 |
| 260-499 | 8,479 | 8,673 | 8,569 | 2,936,911 | 2,968,407 | 2,925,433 | 582,316 | 631,000 | 571,249 | 22,410 | 14,425 | 11,770 | 64.49 | 42.15 | 34.48 |
| 500-999 | 2,848 | 2,726 | 2,575 | 1,898,561 | 1,775,217 | 1,667,251 | 346,012 | 342,644 | 283,958 | 43,129 | 28,722 | 23,538 | 65.50 | 44.11 | 36.35 |
| 1,000 and over | 822 | 768 | 688 | 1,467,547 | 1,344,184 | 1,190,677 | 220,129 | 222,660 | 155,439 | 108,821 | 73,356 | 53,809 | 59.60 | 41.91 | 31.09 |

## Table 11.—NUMBER OF FARMS, ALL LAND IN FARMS, AND VALUE OF FARMS, 1950, 1945, AND 1940; AND SPECIFIED CLASSES OF LAND ACCORDING TO USE, 1949, 1944, AND 1939; BY SIZE OF FARM; BY DIVISIONS AND STATES—Continued

[All 1950 data are based on reports for only a sample of farms. See text]

| Region, division, State, and size group | Number of farms | | | All land in farms (acres) | | | Cropland harvested (acres) | | | Value of farms (land and buildings) (dollars) | | | | | |
|---|---|---|---|---|---|---|---|---|---|---|---|---|---|---|---|
| | | | | | | | | | | Average per farm | | | Average per acre | | |
| | 1950 | 1945 | 1940 | 1950 | 1945 | 1940 | 1949 | 1944 | 1939 | 1950 | 1945 | 1940 | 1950 | 1945 | 1940 |
| THE SOUTH—SOUTH ATLANTIC—Continued | | | | | | | | | | | | | | | |
| West Virginia | 81,418 | 97,600 | 99,282 | 8,154,951 | 8,719,579 | 8,908,803 | 1,222,079 | 1,489,919 | 1,564,754 | 5,793 | 3,494 | 2,718 | 58.74 | 39.11 | 30.29 |
| Under 10 acres | 8,852 | 14,964 | 13,354 | 45,937 | 70,614 | 68,150 | 14,467 | 27,924 | 32,333 | 4,273 | 2,145 | 1,351 | 799.45 | 454.57 | 264.72 |
| 10-29 | 13,602 | 17,085 | 17,601 | 252,528 | 308,921 | 317,993 | 52,963 | 78,928 | 94,116 | 3,928 | 2,101 | 1,422 | 209.81 | 116.19 | 78.70 |
| 30-49 | 11,025 | 12,733 | 13,578 | 429,800 | 490,414 | 523,055 | 77,175 | 100,473 | 118,546 | 3,687 | 2,190 | 1,603 | 94.59 | 56.85 | 41.62 |
| 50-69 | 10,155 | 11,961 | 12,872 | 588,045 | 690,102 | 743,542 | 97,120 | 129,683 | 152,028 | 3,891 | 2,419 | 1,882 | 66.87 | 41.93 | 32.58 |
| 70-99 | 10,836 | 11,839 | 12,442 | 895,935 | 976,290 | 1,029,604 | 149,314 | 178,691 | 200,044 | 4,531 | 2,953 | 2,373 | 54.88 | 35.80 | 28.68 |
| 100-139 | 10,367 | 11,494 | 11,900 | 1,194,936 | 1,316,119 | 1,363,677 | 192,400 | 238,833 | 259,272 | 5,546 | 3,639 | 3,047 | 48.21 | 31.78 | 26.59 |
| 140-179 | 5,540 | 6,021 | 6,061 | 866,835 | 943,323 | 950,247 | 134,885 | 167,948 | 175,433 | 7,173 | 4,716 | 4,041 | 46.03 | 30.10 | 25.78 |
| 180-219 | 3,574 | 3,768 | 3,815 | 704,775 | 745,382 | 754,223 | 105,976 | 129,262 | 130,056 | 8,257 | 5,846 | 4,934 | 41.84 | 29.55 | 24.96 |
| 220-259 | 1,948 | 2,135 | 2,134 | 462,725 | 507,915 | 507,149 | 67,160 | 86,313 | 85,593 | 9,394 | 7,091 | 6,028 | 39.47 | 29.81 | 25.27 |
| 260-499 | 3,984 | 4,105 | 4,098 | 1,357,906 | 1,396,621 | 1,384,937 | 186,484 | 209,007 | 199,756 | 14,848 | 9,697 | 8,088 | 43.68 | 28.50 | 23.93 |
| 500-999 | 1,181 | 1,171 | 1,100 | 758,780 | 767,037 | 716,143 | 88,971 | 88,497 | 77,646 | 24,416 | 16,842 | 14,377 | 38.01 | 25.71 | 22.08 |
| 1,000 and over | 354 | 324 | 327 | 596,749 | 506,841 | 550,083 | 55,164 | 54,360 | 39,931 | 65,304 | 44,210 | 30,052 | 39.07 | 28.26 | 17.86 |
| North Carolina | 288,473 | 287,412 | 278,276 | 19,426,054 | 18,617,932 | 18,845,338 | 5,832,946 | 6,126,001 | 6,125,386 | 6,486 | 3,490 | 2,647 | 98.71 | 53.87 | 39.09 |
| Under 10 acres | 28,255 | 27,340 | 24,912 | 158,118 | 144,777 | 141,748 | 80,238 | 92,174 | 90,131 | 2,924 | 1,468 | 989 | 501.88 | 277.22 | 173.86 |
| 10-29 | 84,741 | 81,082 | 73,532 | 1,611,808 | 1,529,767 | 1,382,585 | 1,002,609 | 1,010,347 | 886,188 | 3,670 | 1,862 | 1,385 | 189.68 | 98.69 | 73.67 |
| 30-49 | 56,006 | 56,036 | 53 285 | 2,129,071 | 2,129,563 | 2,033,277 | 1,053,762 | 1,093,073 | 1,026,154 | 5,202 | 2,819 | 2,099 | 135.18 | 74.18 | 55.01 |
| 50-69 | 36,944 | 39,332 | 39,335 | 2,135,569 | 2,258,306 | 2,260,848 | 783,772 | 895,297 | 904,511 | 6,390 | 3,536 | 2,616 | 110.08 | 61.58 | 45.52 |
| 70-99 | 30,100 | 31,188 | 32,398 | 2,462,734 | 2,551,780 | 2,655,803 | 742,077 | 832,639 | 890,264 | 7,513 | 4,321 | 3,218 | 91.77 | 52.81 | 39.26 |
| 100-139 | 22,829 | 24,658 | 25,801 | 2,621,479 | 2,803,284 | 2,936,270 | 677,233 | 771,058 | 830,775 | 9,341 | 5,114 | 3,757 | 81.01 | 44.98 | 33.01 |
| 140-179 | 10,935 | 10,888 | 11,836 | 1,710,270 | 1,697,053 | 1,846,578 | 372,720 | 407,508 | 457,930 | 11,178 | 6,328 | 4,618 | 70.94 | 40.60 | 29.60 |
| 180-219 | 6,243 | 6,089 | 6,507 | 1,229,983 | 1,200,091 | 1,281,923 | 256,612 | 260,616 | 281,903 | 14,426 | 7,308 | 5,444 | 72.76 | 37.08 | 27.63 |
| 220-259 | 3,551 | 3,087 | 3,174 | 841,597 | 734,234 | 755,789 | 163,311 | 157,164 | 161,541 | 16,502 | 8,681 | 6,691 | 69.66 | 36.50 | 28.10 |
| 260-499 | 6,345 | 5,813 | 5,675 | 2,166,337 | 1,968,639 | 1,907,077 | 379,649 | 364,475 | 363,279 | 21,735 | 11,387 | 8,483 | 64.02 | 33.62 | 25.24 |
| 500-999 | 1,934 | 1,522 | 1,447 | 1,272,871 | 984,187 | 931,747 | 185,379 | 148,641 | 151,667 | 39,049 | 19,344 | 14,775 | 59.04 | 29.92 | 22.95 |
| 1,000 and over | 590 | 377 | 374 | 1,086,217 | 616,251 | 711,693 | 135,584 | 93,009 | 81,043 | 93,766 | 48,115 | 35,890 | 51.26 | 29.44 | 18.86 |
| South Carolina | 139,195 | 147,745 | 137,558 | 11,918,968 | 11,021,623 | 11,238,697 | 3,969,030 | 4,149,321 | 4,321,962 | 5,614 | 2,982 | 2,461 | 69.61 | 39.98 | 30.12 |
| Under 10 acres | 12,709 | 16,102 | 10,507 | 70,512 | 80,934 | 61,310 | 46,025 | 63,055 | 48,983 | 2,123 | 1,132 | 662 | 372.37 | 225.18 | 113.43 |
| 10-29 | 44,672 | 46,177 | 39,775 | 847,004 | 887,556 | 760,758 | 642,230 | 716,085 | 601,824 | 2,615 | 1,387 | 1,084 | 135.46 | 72.18 | 56.68 |
| 30-49 | 25,731 | 27,907 | 25,665 | 970,067 | 1,048,783 | 968,694 | 605,586 | 703,669 | 639,715 | 3,731 | 2,219 | 1,734 | 98.17 | 59.03 | 45.93 |
| 50-69 | 15,474 | 17,496 | 18,150 | 890,900 | 998,138 | 1,036,215 | 428,651 | 518,115 | 549,854 | 4,970 | 2,907 | 2,181 | 86.20 | 50.96 | 38.21 |
| 70-99 | 12,713 | 12,604 | 13,897 | 1,046,561 | 1,032,249 | 1,140,431 | 399,048 | 429,174 | 499,541 | 6,096 | 3,529 | 2,754 | 73.56 | 43.09 | 33.56 |
| 100-139 | 9,788 | 10,831 | 12,120 | 1,123,954 | 1,227,925 | 1,376,809 | 352,282 | 410,308 | 505,803 | 7,429 | 4,130 | 3,210 | 64.45 | 36.43 | 28.26 |
| 140-179 | 5,591 | 5,237 | 5,726 | 877,093 | 819,231 | 893,917 | 250,553 | 240,151 | 287,319 | 9,292 | 4,979 | 3,949 | 58.71 | 31.83 | 25.30 |
| 180-219 | 3,079 | 3,264 | 3,433 | 608,910 | 645,546 | 678,697 | 160,548 | 166,950 | 202,355 | 10,027 | 5,652 | 4,721 | 50.67 | 28.58 | 23.88 |
| 220-259 | 1,871 | 1,757 | 1,966 | 444,309 | 418,870 | 468,257 | 107,246 | 106,141 | 138,694 | 11,929 | 6,786 | 5,663 | 50.28 | 28.47 | 23.77 |
| 260-499 | 4,459 | 3,998 | 4,235 | 1,557,265 | 1,376,927 | 1,452,947 | 356,801 | 331,381 | 408,263 | 17,737 | 9,700 | 7,794 | 50.66 | 28.16 | 22.72 |
| 500-999 | 2,109 | 1,624 | 1,438 | 1,440,699 | 1,083,225 | 952,243 | 300,787 | 247,107 | 241,153 | 33,486 | 18,059 | 14,820 | 50.46 | 27.07 | 22.38 |
| 1,000 and over | 999 | 748 | 646 | 2,041,694 | 1,402,239 | 1,448,419 | 319,273 | 217,185 | 198,458 | 89,450 | 42,526 | 35,411 | 44.45 | 22.68 | 15.79 |
| Georgia | 198,037 | 225,897 | 216,033 | 25,783,945 | 23,675,612 | 23,683,631 | 7,135,852 | 7,824,189 | 8,802,593 | 5,323 | 2,896 | 2,223 | 43.25 | 27.63 | 20.28 |
| Under 10 acres | 11,951 | 15,301 | 7,884 | 60,370 | 68,408 | 43,444 | 26,503 | 37,394 | 27,105 | 2,746 | 1,722 | 1,186 | 532.72 | 385.05 | 215.15 |
| 10-29 | 32,307 | 35,867 | 30,322 | 634,898 | 714,933 | 615,922 | 400,514 | 506,439 | 460,674 | 2,336 | 1,370 | 995 | 117.80 | 68.75 | 48.99 |
| 30-49 | 34,736 | 45,254 | 42,208 | 1,314,122 | 1,686,248 | 1,565,773 | 796,162 | 1,168,460 | 1,081,561 | 2,677 | 1,508 | 1,158 | 70.20 | 40.48 | 31.22 |
| 50-69 | 28,080 | 35,643 | 34,898 | 1,610,804 | 2,013,344 | 1,983,947 | 814,299 | 1,144,140 | 1,154,648 | 3,264 | 1,986 | 1,522 | 56.07 | 35.15 | 26.77 |
| 70-99 | 24,216 | 26,309 | 28,669 | 1,983,498 | 2,132,761 | 2,327,558 | 806,020 | 943,843 | 1,130,156 | 4,178 | 2,562 | 1,920 | 50.87 | 31.60 | 23.65 |
| 100-139 | 23,234 | 26,550 | 28,607 | 2,644,119 | 2,960,953 | 3,197,064 | 907,680 | 1,040,486 | 1,280,767 | 5,233 | 3,010 | 2,260 | 45.98 | 26.99 | 20.22 |
| 140-179 | 12,124 | 12,575 | 13,872 | 1,897,936 | 1,962,027 | 2,166,429 | 548,058 | 563,357 | 732,151 | 6,303 | 3,790 | 2,825 | 40.24 | 24.29 | 18.09 |
| 180-219 | 8,392 | 8,506 | 9,390 | 1,660,891 | 1,682,702 | 1,857,783 | 429,865 | 421,027 | 568,834 | 7,372 | 4,299 | 3,230 | 37.22 | 21.73 | 16.32 |
| 220-259 | 4,823 | 4,440 | 4,945 | 1,145,444 | 1,062,242 | 1,182,658 | 275,869 | 247,173 | 348,954 | 8,855 | 5,263 | 4,017 | 37.30 | 22.00 | 16.79 |
| 260-499 | 11,000 | 9,832 | 10,242 | 3,845,358 | 3,417,931 | 3,547,562 | 849,995 | 704,352 | 943,404 | 11,897 | 7,177 | 5,396 | 34.13 | 20.65 | 15.58 |
| 500-999 | 4,677 | 3,857 | 3,585 | 3,151,450 | 2,576,342 | 2,362,356 | 595,102 | 501,284 | 586,150 | 21,389 | 13,464 | 10,078 | 31.92 | 20.16 | 15.29 |
| 1,000 and over | 2,497 | 1,763 | 1,411 | 5,835,055 | 3,397,721 | 2,833,135 | 685,785 | 546,234 | 488,189 | 67,624 | 35,358 | 27,174 | 28.64 | 18.35 | 13.53 |
| Florida | 56,843 | 61,159 | 62,248 | 16,537,586 | 13,083,501 | 8,337,708 | 1,721,007 | 1,809,430 | 1,679,622 | 15,437 | 8,149 | 5,211 | 57.61 | 38.09 | 38.90 |
| Under 10 acres | 9,054 | 11,541 | 9,746 | 43,753 | 49,458 | 47,943 | 17,670 | 26,644 | 27,338 | 6,151 | 2,662 | 1,997 | 1,269.98 | 621.10 | 406.05 |
| 10-29 | 13,110 | 14,564 | 16,828 | 221,785 | 236,993 | 275,277 | 91,373 | 126,376 | 150,257 | 7,535 | 4,507 | 3,221 | 439.09 | 276.98 | 196.88 |
| 30-49 | 8,839 | 10,364 | 12,332 | 337,288 | 395,513 | 469,365 | 129,426 | 199,816 | 242,286 | 7,544 | 4,290 | 3,197 | 198.54 | 112.42 | 83.99 |
| 50-69 | 4,364 | 4,301 | 4,564 | 251,814 | 248,411 | 263,572 | 96,931 | 124,978 | 131,354 | 9,193 | 6,285 | 4,660 | 159.33 | 108.82 | 80.69 |
| 70-99 | 5,504 | 6,048 | 6,508 | 446,830 | 487,685 | 524,612 | 154,409 | 205,254 | 220,457 | 9,027 | 5,924 | 4,139 | 110.74 | 73.47 | 51.35 |
| 100-139 | 4,084 | 4,008 | 3,926 | 474,278 | 460,819 | 451,859 | 147,782 | 165,983 | 171,178 | 11,471 | 7,206 | 5,690 | 98.13 | 62.67 | 49.44 |
| 140-179 | 3,018 | 3,055 | 2,896 | 475,431 | 480,241 | 455,419 | 135,054 | 151,466 | 141,130 | 12,737 | 8,236 | 5,722 | 80.54 | 52.39 | 36.38 |
| 180-219 | 1,793 | 1,552 | 1,396 | 352,167 | 304,887 | 274,472 | 96,056 | 93,597 | 84,909 | 17,965 | 11,619 | 9,012 | 91.54 | 59.14 | 45.84 |
| 220-259 | 1,107 | 1,035 | 874 | 263,793 | 245,593 | 206,929 | 73,756 | 72,723 | 64,608 | 23,855 | 15,300 | 10,589 | 99.64 | 64.48 | 44.72 |
| 260-499 | 2,728 | 2,313 | 1,773 | 948,554 | 798,932 | 607,680 | 224,240 | 211,400 | 169,192 | 30,310 | 22,776 | 15,572 | 86.89 | 65.94 | 45.43 |
| 500-999 | 1,512 | 1,105 | 753 | 1,028,896 | 745,029 | 504,010 | 178,460 | 137,881 | 110,611 | 51,547 | 32,497 | 29,816 | 75.79 | 48.20 | 44.55 |
| 1,000 and over | 1,730 | 1,273 | 652 | 11,692,997 | 8,629,940 | 4,256,570 | 375,850 | 293,312 | 166,302 | 178,422 | 92,866 | 80,191 | 25,08 | 13.70 | 12.28 |
| THE SOUTH—EAST SOUTH CENTRAL | | | | | | | | | | | | | | | |
| Kentucky | 218,237 | 238,501 | 252,894 | 19,534,312 | 19,724,834 | 20,294,016 | 5,126,812 | 5,322,477 | 5,271,623 | 7,148 | 4,259 | 3,070 | 80.77 | 51.50 | 38.26 |
| Under 10 acres | 24,173 | 31,876 | 31,063 | 127,443 | 153,441 | 172,309 | 55,750 | 79,653 | 95,726 | 2,492 | 1,340 | 883 | 475.12 | 278.28 | 159.15 |
| 10-29 | 37,764 | 41,774 | 50,252 | 674,539 | 737,507 | 882,928 | 257,419 | 317,475 | 402,122 | 3,045 | 1,748 | 1,156 | 167.37 | 99.02 | 65.81 |
| 30-49 | 28,803 | 31,022 | 33,800 | 1,105,817 | 1,175,370 | 1,279,722 | 322,129 | 365,522 | 413,492 | 3,794 | 2,218 | 1,580 | 97.96 | 58.55 | 41.72 |
| 50-69 | 27,731 | 30,387 | 32,105 | 1,604,490 | 1,736,258 | 1,840,153 | 435,755 | 486,617 | 522,925 | 4,519 | 2,744 | 2,004 | 77.54 | 48.02 | 34.96 |
| 70-99 | 30,321 | 31,667 | 33,593 | 2,500,400 | 2,588,118 | 2,753,741 | 661,247 | 711,852 | 734,976 | 6,083 | 3,835 | 2,778 | 73.47 | 46.92 | 33.89 |
| 100-139 | 29,146 | 31,828 | 32,490 | 3,346,895 | 3,598,669 | 3,691,594 | 869,107 | 938,079 | 917,466 | 8,039 | 4,992 | 3,719 | 69.85 | 44.15 | 32.73 |
| 140-179 | 15,184 | 15,852 | 15,902 | 2,371,776 | 2,472,911 | 2,481,316 | 594,870 | 633,743 | 593,083 | 10,525 | 6,820 | 5,120 | 67.52 | 43.72 | 32.81 |
| 180-219 | 9,211 | 9,432 | 9,100 | 1,815,983 | 1,862,170 | 1,792,751 | 448,477 | 454,362 | 409,948 | 13,352 | 8,704 | 6,717 | 67.66 | 44.09 | 34.09 |
| 220-259 | 4,844 | 4,596 | 4,597 | 1,151,157 | 1,093,432 | 1,094,194 | 289,647 | 285,200 | 261,362 | 16,958 | 10,954 | 8,841 | 71.50 | 46.04 | 37.14 |
| 260-499 | 8,721 | 8,036 | 8,018 | 2,952,822 | 2,686,222 | 2,684,445 | 751,069 | 677,128 | 614,224 | 25,467 | 16,053 | 12,992 | 75.76 | 48.02 | 38.80 |
| 500-999 | 1,933 | 1,689 | 1,594 | 1,249,631 | 1,070,607 | 1,007,841 | 304,448 | 258,569 | 219,019 | 53,293 | 31,885 | 26,300 | 82.89 | 50.30 | 41.60 |
| 1,000 and over | 406 | 342 | 380 | 633,359 | 550,129 | 613,022 | 136,894 | 114,277 | 87,280 | 158,683 | 129,096 | 78,459 | 104.90 | 80.26 | 48.64 |

## Table 11.—NUMBER OF FARMS, ALL LAND IN FARMS, AND VALUE OF FARMS, 1950, 1945, AND 1940; AND SPECIFIED CLASSES OF LAND ACCORDING TO USE, 1949, 1944, AND 1939; BY SIZE OF FARM; BY DIVISIONS AND STATES—Continued

[All 1950 data are based on reports for only a sample of farms. See text]

| Region, division, State, and size group | Number of farms | | | All land in farms (acres) | | | Cropland harvested (acres) | | | Value of farms (land and buildings) (dollars) | | | | | |
|---|---|---|---|---|---|---|---|---|---|---|---|---|---|---|---|
| | | | | | | | | | | Average per farm | | | Average per acre | | |
| | 1950 | 1945 | 1940 | 1950 | 1945 | 1940 | 1949 | 1944 | 1939 | 1950 | 1945 | 1940 | 1950 | 1945 | 1940 |
| THE SOUTH—EAST SOUTH CENTRAL—Continued | | | | | | | | | | | | | | | |
| Tennessee | 231,524 | 234,431 | 247,617 | 18,591,207 | 17,788,997 | 18,492,898 | 5,631,457 | 5,843,567 | 6,158,662 | 6,123 | 3,715 | 2,683 | 77.23 | 48.96 | 35.93 |
| Under 10 acres | 24,070 | 27,116 | 26,688 | 131,026 | 138,505 | 149,601 | 49,333 | 58,181 | 78,721 | 3,113 | 1,636 | 1,080 | 565.02 | 320.19 | 192.70 |
| 10-29 | 53,650 | 52,780 | 60,950 | 1,000,617 | 970,202 | 1,103,540 | 510,709 | 549,632 | 647,058 | 2,968 | 1,729 | 1,152 | 155.11 | 62.78 | 63.63 |
| 30-49 | 36,658 | 37,016 | 38,786 | 1,396,381 | 1,403,482 | 1,473,778 | 580,060 | 648,290 | 680,278 | 3,951 | 2,380 | 1,684 | 103.13 | 52.53 | 44.33 |
| 50-69 | 28,805 | 29,848 | 31,020 | 1,665,263 | 1,715,212 | 1,785,666 | 604,503 | 661,378 | 702,473 | 4,903 | 3,019 | 2,160 | 83.78 | 47.25 | 37.53 |
| 70-99 | 29,073 | 28,732 | 30,290 | 2,394,036 | 2,359,743 | 2,488,779 | 790,444 | 822,817 | 877,405 | 6,034 | 3,881 | 2,795 | 72.52 | 41.83 | 34.02 |
| 100-139 | 24,268 | 25,924 | 26,083 | 2,794,754 | 2,951,734 | 2,980,777 | 851,295 | 934,229 | 954,973 | 7,579 | 4,762 | 3,510 | 65.78 | 39.03 | 30.71 |
| 140-179 | 13,109 | 12,866 | 13,320 | 2,052,756 | 2,007,884 | 2,083,074 | 558,081 | 579,188 | 608,020 | 9,769 | 6,091 | 4,711 | 62.54 | 39.31 | 30.12 |
| 180-219 | 7,405 | 7,366 | 7,342 | 1,455,690 | 1,451,602 | 1,446,622 | 384,512 | 398,941 | 407,303 | 12,371 | 7,746 | 5,849 | 62.54 | 39.72 | 29.68 |
| 220-259 | 4,224 | 3,796 | 4,070 | 1,001,673 | 902,384 | 967,002 | 260,182 | 252,975 | 266,165 | 14,648 | 9,441 | 7,250 | 61.83 | 39.26 | 30.51 |
| 260-499 | 7,933 | 7,039 | 7,131 | 2,682,604 | 2,372,325 | 2,402,106 | 653,160 | 607,135 | 618,065 | 20,421 | 13,295 | 10,759 | 60.68 | 39.45 | 31.94 |
| 500-999 | 1,886 | 1,660 | 1,590 | 1,244,195 | 1,084,154 | 1,025,265 | 268,961 | 242,781 | 226,269 | 37,591 | 24,424 | 19,513 | 57.22 | 37.40 | 30.26 |
| 1,000 and over | 443 | 288 | 347 | 772,212 | 431,770 | 586,688 | 120,217 | 88,020 | 91,932 | 90,058 | 58,203 | 40,121 | 51.70 | 38.82 | 23.73 |
| Alabama | 211,361 | 223,369 | 231,746 | 20,931,188 | 19,067,844 | 19,143,391 | 5,766,095 | 6,163,110 | 7,111,717 | 4,637 | 2,506 | 1,764 | 48.91 | 29.36 | 21.35 |
| Under 10 acres | 17,318 | 23,034 | 12,502 | 91,577 | 96,051 | 71,269 | 45,813 | 53,558 | 49,063 | 2,200 | 1,434 | 736 | 409.66 | 343.79 | 129.15 |
| 10-29 | 47,375 | 45,453 | 53,197 | 897,898 | 858,902 | 1,036,799 | 588,818 | 618,888 | 784,690 | 2,028 | 1,136 | 736 | 105.13 | 60.11 | 37.78 |
| 30-49 | 46,728 | 52,938 | 57,735 | 1,777,886 | 2,011,527 | 2,188,855 | 996,251 | 1,234,525 | 1,376,137 | 2,780 | 1,583 | 1,110 | 72.51 | 41.66 | 29.27 |
| 50-69 | 23,632 | 25,153 | 26,544 | 1,364,035 | 1,444,082 | 1,525,863 | 669,862 | 777,420 | 846,469 | 3,756 | 2,190 | 1,575 | 64.92 | 38.14 | 27.40 |
| 70-99 | 26,705 | 28,628 | 31,229 | 2,169,378 | 2,317,465 | 2,527,188 | 830,924 | 943,370 | 1,105,191 | 4,344 | 2,559 | 1,856 | 53.48 | 31.62 | 22.93 |
| 100-139 | 17,868 | 18,934 | 20,186 | 2,058,086 | 2,152,278 | 2,310,224 | 649,711 | 690,258 | 830,356 | 5,282 | 3,002 | 2,261 | 45.75 | 26.41 | 19.76 |
| 140-179 | 10,178 | 10,337 | 11,501 | 1,598,235 | 1,622,289 | 1,799,271 | 401,225 | 426,124 | 534,225 | 6,186 | 3,484 | 2,655 | 39.39 | 22.20 | 16.97 |
| 180-219 | 5,878 | 5,427 | 5,887 | 1,153,997 | 1,066,076 | 1,157,017 | 269,862 | 245,524 | 311,516 | 7,959 | 4,258 | 3,228 | 40.43 | 21.67 | 16.42 |
| 220-259 | 3,069 | 2,978 | 3,182 | 728,499 | 705,293 | 753,169 | 158,519 | 154,588 | 190,033 | 9,382 | 5,057 | 3,792 | 39.35 | 21.35 | 16.02 |
| 260-499 | 7,422 | 6,579 | 6,594 | 2,564,386 | 2,254,562 | 2,244,506 | 456,094 | 404,077 | 506,646 | 12,923 | 6,898 | 5,421 | 37.58 | 20.13 | 15.93 |
| 500-999 | 3,326 | 2,513 | 2,148 | 2,248,932 | 1,702,844 | 1,439,888 | 305,013 | 261,629 | 285,400 | 25,323 | 13,883 | 11,056 | 37.89 | 20.49 | 16.49 |
| 1,000 and over | 1,862 | 1,395 | 1,041 | 4,278,279 | 2,836,475 | 2,089,342 | 394,003 | 353,149 | 291,991 | 67,818 | 37,025 | 28,656 | 29.13 | 18.21 | 14.28 |
| Mississippi | 251,286 | 263,528 | 291,092 | 20,818,632 | 19,616,533 | 19,156,058 | 6,130,336 | 6,472,820 | 6,952,931 | 4,448 | 2,457 | 1,632 | 55.91 | 33.01 | 24.80 |
| Under 10 acres | 24,192 | 19,609 | 18,537 | 146,486 | 118,018 | 119,377 | 109,119 | 93,550 | 95,399 | 1,506 | 900 | 660 | 242.71 | 149.48 | 102.52 |
| 10-29 | 87,032 | 101,657 | 125,883 | 1,525,390 | 1,825,794 | 2,230,769 | 1,223,551 | 1,540,377 | 1,873,123 | 1,705 | 1,126 | 825 | 97.18 | 62.69 | 46.53 |
| 30-49 | 42,453 | 47,605 | 51,039 | 1,601,361 | 1,785,064 | 1,919,412 | 860,055 | 1,047,023 | 1,105,646 | 2,678 | 1,505 | 1,087 | 70.19 | 40.13 | 28.90 |
| 50-69 | 21,501 | 20,989 | 21,399 | 1,250,230 | 1,204,155 | 1,232,856 | 494,455 | 513,439 | 528,237 | 3,797 | 1,960 | 1,425 | 64.67 | 34.16 | 24.73 |
| 70-99 | 25,520 | 25,437 | 26,281 | 2,082,521 | 2,067,422 | 2,134,535 | 598,746 | 631,134 | 684,411 | 4,206 | 2,175 | 1,608 | 51.44 | 26.76 | 19.80 |
| 100-139 | 17,618 | 17,773 | 18,015 | 2,034,331 | 2,037,836 | 2,070,535 | 469,469 | 495,027 | 547,674 | 4,927 | 2,643 | 2,033 | 42.72 | 23.05 | 17.69 |
| 140-179 | 11,349 | 10,878 | 11,234 | 1,781,216 | 1,703,712 | 1,760,516 | 341,709 | 341,991 | 390,829 | 6,140 | 3,222 | 2,416 | 39.00 | 20.57 | 15.42 |
| 180-219 | 5,350 | 5,372 | 5,345 | 1,052,429 | 1,057,298 | 1,051,626 | 192,802 | 190,058 | 221,703 | 8,149 | 4,118 | 3,233 | 41.56 | 20.92 | 16.43 |
| 220-259 | 3,402 | 3,084 | 3,232 | 804,367 | 731,201 | 765,526 | 131,573 | 128,567 | 153,067 | 9,556 | 5,007 | 4,040 | 40.43 | 21.12 | 17.06 |
| 260-499 | 7,724 | 6,874 | 6,645 | 2,673,724 | 2,362,877 | 2,279,124 | 456,200 | 428,274 | 473,588 | 14,749 | 8,849 | 6,782 | 42.34 | 25.74 | 19.77 |
| 500-999 | 3,415 | 2,796 | 2,420 | 2,345,713 | 1,897,495 | 1,632,692 | 497,770 | 437,120 | 400,734 | 34,746 | 23,575 | 17,461 | 51.00 | 34.74 | 25.88 |
| 1,000 and over | 1,730 | 1,454 | 1,062 | 3,520,864 | 2,825,661 | 1,959,090 | 754,887 | 626,260 | 478,520 | 125,159 | 69,486 | 46,426 | 59.85 | 35.76 | 25.17 |
| THE SOUTH—WEST SOUTH CENTRAL | | | | | | | | | | | | | | | |
| Arkansas | 182,386 | 198,769 | 216,674 | 18,867,915 | 17,455,900 | 18,044,542 | 5,947,250 | 5,994,816 | 6,609,833 | 6,054 | 3,334 | 2,108 | 60.21 | 37.97 | 25.32 |
| Under 10 acres | 16,279 | 21,353 | 19,102 | 91,848 | 98,309 | 103,261 | 50,883 | 55,171 | 72,042 | 2,169 | 1,263 | 756 | 377.72 | 274.28 | 139.81 |
| 10-29 | 39,595 | 47,237 | 51,140 | 690,927 | 819,469 | 884,460 | 473,832 | 614,018 | 696,189 | 2,437 | 1,409 | 916 | 137.28 | 81.21 | 52.97 |
| 30-49 | 31,895 | 38,312 | 43,926 | 1,233,390 | 1,478,728 | 1,701,993 | 568,845 | 797,521 | 952,813 | 3,345 | 2,096 | 1,337 | 85.79 | 54.29 | 34.50 |
| 50-69 | 14,967 | 14,733 | 17,030 | 869,967 | 854,633 | 987,341 | 362,140 | 390,639 | 477,217 | 4,622 | 2,713 | 1,677 | 78.90 | 46.76 | 28.93 |
| 70-99 | 25,442 | 26,446 | 31,061 | 2,072,703 | 2,142,273 | 2,519,954 | 702,175 | 748,122 | 938,863 | 4,942 | 2,869 | 1,842 | 60.72 | 35.42 | 22.71 |
| 100-139 | 17,965 | 17,618 | 19,917 | 2,096,124 | 2,039,304 | 2,309,528 | 636,858 | 624,272 | 730,562 | 6,239 | 3,581 | 2,256 | 53.30 | 30.94 | 19.46 |
| 140-179 | 12,107 | 12,340 | 14,434 | 1,901,974 | 1,939,423 | 2,270,395 | 503,023 | 511,054 | 598,958 | 7,133 | 4,142 | 2,609 | 45.34 | 26.35 | 16.59 |
| 180-219 | 6,656 | 6,141 | 6,374 | 1,311,704 | 1,207,267 | 1,254,902 | 324,839 | 310,577 | 343,218 | 8,740 | 5,195 | 3,557 | 44.27 | 26.43 | 18.07 |
| 220-259 | 4,460 | 3,656 | 3,851 | 1,054,415 | 865,805 | 912,252 | 278,148 | 220,128 | 246,316 | 10,981 | 6,203 | 4,262 | 46.55 | 26.19 | 17.99 |
| 260-499 | 8,579 | 7,504 | 7,081 | 2,957,762 | 2,575,142 | 2,419,150 | 761,032 | 692,724 | 666,123 | 16,480 | 9,941 | 7,082 | 47.89 | 28.97 | 20.73 |
| 500-999 | 3,190 | 2,472 | 2,034 | 2,142,391 | 1,640,856 | 1,336,816 | 641,998 | 512,911 | 456,041 | 36,434 | 24,336 | 18,894 | 54.74 | 36.66 | 28.75 |
| 1,000 and over | 1,251 | 957 | 724 | 2,444,710 | 1,794,691 | 1,344,490 | 643,477 | 517,679 | 431,491 | 109,564 | 72,712 | 56,323 | 57.49 | 38.77 | 30.33 |
| Louisiana | 124,022 | 129,295 | 150,007 | 11,200,024 | 10,039,657 | 9,996,108 | 3,126,468 | 3,490,159 | 4,051,670 | 6,983 | 3,653 | 2,359 | 82.47 | 47.05 | 35.40 |
| Under 10 acres | 15,010 | 12,525 | 12,508 | 79,501 | 65,936 | 75,793 | 37,508 | 39,954 | 55,197 | 2,611 | 1,360 | 823 | 471.32 | 258.32 | 135.89 |
| 10-29 | 42,029 | 47,057 | 62,989 | 772,772 | 873,890 | 1,168,505 | 481,990 | 638,113 | 931,857 | 2,654 | 1,410 | 1,012 | 141.44 | 75.95 | 54.54 |
| 30-49 | 26,141 | 29,751 | 33,478 | 988,552 | 1,120,304 | 1,259,283 | 457,353 | 616,606 | 758,465 | 3,937 | 2,167 | 1,537 | 103.67 | 57.54 | 40.87 |
| 50-69 | 9,975 | 10,342 | 10,855 | 574,953 | 590,069 | 623,104 | 211,644 | 262,857 | 311,797 | 5,198 | 3,032 | 2,184 | 90.63 | 53.13 | 38.04 |
| 70-99 | 10,175 | 10,224 | 11,059 | 829,688 | 827,550 | 896,758 | 228,318 | 269,175 | 345,214 | 6,458 | 3,416 | 2,427 | 79.15 | 42.21 | 29.92 |
| 100-139 | 6,441 | 6,569 | 6,884 | 748,743 | 749,780 | 789,814 | 181,216 | 215,906 | 273,843 | 8,267 | 4,447 | 3,250 | 70.78 | 38.96 | 28.33 |
| 140-179 | 3,781 | 3,831 | 3,961 | 595,075 | 599,976 | 619,479 | 138,300 | 155,672 | 185,988 | 10,818 | 5,877 | 4,064 | 69.11 | 37.53 | 25.98 |
| 180-219 | 2,036 | 2,050 | 2,004 | 404,531 | 404,038 | 394,509 | 102,806 | 108,156 | 125,204 | 14,533 | 7,763 | 5,891 | 73.41 | 39.39 | 29.93 |
| 220-259 | 1,532 | 1,206 | 1,213 | 362,848 | 286,591 | 287,762 | 82,921 | 82,175 | 88,478 | 15,676 | 9,660 | 7,344 | 66.54 | 40.65 | 30.96 |
| 260-499 | 3,696 | 3,166 | 2,876 | 1,282,699 | 1,106,851 | 1,001,227 | 310,203 | 312,269 | 296,766 | 26,727 | 14,852 | 11,198 | 76.78 | 42.48 | 32.17 |
| 500-999 | 1,884 | 1,531 | 1,322 | 1,281,359 | 1,041,269 | 892,963 | 321,042 | 278,669 | 259,225 | 51,344 | 28,652 | 22,883 | 76.16 | 42.13 | 33.88 |
| 1,000 and over | 1,322 | 1,043 | 858 | 3,279,303 | 2,373,403 | 1,986,911 | 573,167 | 510,607 | 419,636 | 155,280 | 84,376 | 65,503 | 59.46 | 37.08 | 28.29 |
| Oklahoma | 142,168 | 164,790 | 179,687 | 35,877,063 | 36,161,822 | 34,803,317 | 11,885,247 | 14,088,470 | 12,766,219 | 13,010 | 6,713 | 4,625 | 51.42 | 30.59 | 23.88 |
| Under 10 acres | 7,715 | 15,140 | 8,709 | 34,450 | 53,942 | 42,629 | 6,955 | 17,960 | 16,891 | 4,013 | 1,842 | 1,495 | 918.68 | 516.92 | 305.35 |
| 10-29 | 10,317 | 12,064 | 13,736 | 175,710 | 194,243 | 229,965 | 42,940 | 69,782 | 107,398 | 3,326 | 1,861 | 1,265 | 193.44 | 115.61 | 75.57 |
| 30-49 | 11,303 | 13,536 | 17,448 | 438,916 | 521,132 | 671,115 | 114,011 | 206,371 | 310,089 | 3,217 | 1,717 | 1,207 | 82.12 | 44.60 | 31.39 |
| 50-69 | 6,776 | 7,435 | 10,219 | 392,140 | 426,974 | 587,861 | 112,600 | 174,310 | 273,506 | 3,274 | 2,169 | 1,629 | 55.70 | 37.77 | 28.31 |
| 70-99 | 15,682 | 19,966 | 26,368 | 1,270,625 | 1,610,177 | 2,127,173 | 379,783 | 660,001 | 919,376 | 4,395 | 2,623 | 2,063 | 53.95 | 32.53 | 25.57 |
| 100-139 | 12,236 | 13,235 | 17,035 | 1,417,460 | 1,520,566 | 1,963,172 | 453,005 | 628,278 | 818,887 | 5,672 | 3,416 | 2,645 | 48.65 | 29.73 | 22.95 |
| 140-179 | 24,194 | 31,344 | 37,728 | 3,837,987 | 4,978,033 | 5,988,981 | 1,521,260 | 2,288,419 | 2,541,682 | 9,086 | 5,516 | 4,282 | 56.81 | 34.73 | 26.97 |
| 180-219 | 7,855 | 7,539 | 7,929 | 1,546,170 | 1,481,094 | 1,557,253 | 542,505 | 634,093 | 644,530 | 9,569 | 5,950 | 4,669 | 48.45 | 30.29 | 23.77 |
| 220-259 | 8,071 | 7,947 | 7,990 | 1,919,819 | 1,886,087 | 1,896,717 | 762,540 | 881,670 | 834,090 | 13,498 | 8,275 | 6,473 | 56.50 | 34.87 | 27.27 |
| 260-499 | 24,717 | 24,752 | 22,755 | 8,817,470 | 8,801,433 | 8,043,982 | 3,737,805 | 4,299,517 | 3,520,227 | 20,838 | 12,649 | 9,615 | 58.31 | 35.57 | 27.20 |
| 500-999 | 9,303 | 8,310 | 6,979 | 6,344,068 | 5,652,599 | 4,722,523 | 2,471,329 | 2,491,143 | 1,740,164 | 36,177 | 20,520 | 15,127 | 53.41 | 30.17 | 22.36 |
| 1,000 and over | 3,999 | 3,522 | 2,791 | 9,682,248 | 9,035,542 | 6,971,946 | 1,740,514 | 1,736,926 | 1,039,379 | 79,287 | 43,085 | 31,865 | 33.62 | 16.79 | 12.76 |

## Table 11.—NUMBER OF FARMS, ALL LAND IN FARMS, AND VALUE OF FARMS, 1950, 1945, AND 1940; AND SPECIFIED CLASSES OF LAND ACCORDING TO USE, 1949, 1944, AND 1939; BY SIZE OF FARM; BY DIVISIONS AND STATES—Continued

[All 1950 data are based on reports for only a sample of farms. See text]

| Region, division, State, and size group | Number of farms | | | All land in farms (acres) | | | Cropland harvested (acres) | | | Value of farms (land and buildings) (dollars) | | | | | |
|---|---|---|---|---|---|---|---|---|---|---|---|---|---|---|---|
| | | | | | | | | | | Average per farm | | | Average per acre | | |
| | 1950 | 1945 | 1940 | 1950 | 1945 | 1940 | 1949 | 1944 | 1939 | 1950 | 1945 | 1940 | 1950 | 1945 | 1940 |
| THE SOUTH—WEST SOUTH CENTRAL—Continued | | | | | | | | | | | | | | | |
| Texas | 331,416 | 384,977 | 418,002 | 146,004,380 | 141,337,744 | 137,683,372 | 28,291,089 | 27,469,089 | 26,044,008 | 20,156 | 9,286 | 6,196 | 46.16 | 25.29 | 18.81 |
| Under 10 acres | 25,576 | 42,064 | 29,367 | 130,559 | 167,379 | 140,026 | 35,203 | 45,626 | 59,112 | 4,217 | 2,166 | 1,624 | 822.28 | 544.37 | 340.52 |
| 10-29 | 38,350 | 45,871 | 53,112 | 697,271 | 814,285 | 979,781 | 294,041 | 390,231 | 606,095 | 4,121 | 2,287 | 1,451 | 223.79 | 128.82 | 78.66 |
| 30-49 | 27,518 | 35,090 | 44,087 | 1,057,358 | 1,333,940 | 1,681,729 | 452,622 | 669,287 | 999,011 | 4,500 | 2,449 | 1,695 | 116.60 | 64.41 | 44.43 |
| 50-69 | 26,515 | 33,760 | 41,750 | 1,537,045 | 1,923,158 | 2,394,929 | 639,115 | 867,889 | 1,255,672 | 5,401 | 2,911 | 2,196 | 92.18 | 51.10 | 38.28 |
| 70-99 | 31,078 | 38,104 | 47,824 | 2,576,266 | 3,138,133 | 3,949,723 | 1,104,029 | 1,419,361 | 1,916,053 | 7,155 | 4,037 | 3,006 | 85.24 | 49.01 | 36.40 |
| 100-139 | 37,875 | 44,926 | 52,580 | 4,386,704 | 5,095,816 | 5,998,988 | 1,913,632 | 2,207,970 | 2,718,803 | 9,404 | 5,130 | 3,895 | 80.90 | 45.23 | 34.14 |
| 140-179 | 31,115 | 35,825 | 41,562 | 4,928,040 | 5,659,270 | 6,573,464 | 2,453,280 | 2,752,964 | 3,029,870 | 13,086 | 6,962 | 5,020 | 82.53 | 44.07 | 31.74 |
| 180-219 | 19,244 | 20,593 | 21,928 | 3,818,222 | 4,077,537 | 4,339,919 | 1,695,194 | 1,720,818 | 1,765,309 | 15,337 | 8,278 | 6,119 | 77.07 | 41.81 | 30.92 |
| 220-259 | 13,423 | 13,046 | 13,672 | 3,192,866 | 3,104,181 | 3,251,649 | 1,392,334 | 1,351,967 | 1,311,117 | 17,981 | 9,931 | 7,156 | 75.39 | 41.74 | 30.09 |
| 260-499 | 41,148 | 39,327 | 38,736 | 14,457,862 | 13,725,907 | 13,478,490 | 6,427,113 | 5,896,894 | 5,038,630 | 26,615 | 13,437 | 9,619 | 75.49 | 39.44 | 27.64 |
| 500-999 | 21,399 | 19,646 | 18,283 | 14,729,987 | 13,399,742 | 12,449,205 | 5,379,080 | 4,625,229 | 3,520,520 | 46,888 | 22,551 | 15,677 | 68.08 | 33.06 | 23.02 |
| 1,000 and over | 18,175 | 16,725 | 15,101 | 94,492,200 | 88,898,396 | 82,445,469 | 6,505,446 | 5,520,853 | 3,823,816 | 141,023 | 77,105 | 56,313 | 27.00 | 14.51 | 10.31 |
| THE WEST—MOUNTAIN | | | | | | | | | | | | | | | |
| Montana | 35,074 | 37,747 | 41,823 | 59,125,270 | 58,787,318 | 46,451,594 | 7,557,150 | 7,439,470 | 5,748,069 | 27,682 | 13,720 | 8,373 | 17.07 | 8.81 | 7.54 |
| Under 10 acres | 1,225 | 1,508 | 1,466 | 6,010 | 7,099 | 7,126 | 1,700 | 2,502 | 2,703 | 7,394 | 3,916 | 2,785 | 1,474.44 | 831.92 | 572.88 |
| 10-29 | 1,281 | 1,411 | 1,544 | 20,907 | 22,691 | 24,949 | 6,960 | 8,711 | 10,136 | 8,270 | 4,209 | 3,150 | 502.62 | 261.70 | 194.91 |
| 30-49 | 920 | 1,100 | 1,432 | 36,510 | 42,487 | 55,430 | 12,220 | 15,596 | 21,025 | 7,927 | 3,290 | 2,568 | 205.80 | 85.19 | 66.35 |
| 50-69 | 471 | 466 | 615 | 28,070 | 27,238 | 36,153 | 9,990 | 10,703 | 15,687 | 8,522 | 4,553 | 3,526 | 143.72 | 77.89 | 59.97 |
| 70-99 | 1,460 | 1,661 | 2,229 | 118,335 | 135,034 | 180,423 | 47,895 | 60,977 | 78,107 | 9,171 | 5,161 | 3,991 | 115.13 | 63.49 | 49.31 |
| 100-139 | 1,390 | 1,355 | 1,507 | 162,060 | 159,263 | 177,076 | 67,940 | 69,033 | 70,463 | 10,488 | 6,147 | 4,694 | 90.29 | 52.29 | 39.95 |
| 140-179 | 2,396 | 2,849 | 3,838 | 380,130 | 452,915 | 609,345 | 149,357 | 178,038 | 208,112 | 11,795 | 5,950 | 6,121 | 74.45 | 37.43 | 28.51 |
| 180-219 | 971 | 984 | 1,050 | 192,425 | 193,887 | 207,374 | 78,480 | 78,826 | 73,568 | 13,949 | 7,783 | 6,008 | 70.67 | 39.50 | 30.42 |
| 220-259 | 952 | 943 | 1,096 | 226,215 | 224,235 | 261,038 | 90,353 | 85,728 | 86,903 | 15,892 | 8,638 | 6,509 | 66.73 | 36.33 | 27.33 |
| 260-499 | 4,810 | 5,865 | 7,817 | 1,783,779 | 2,150,615 | 2,846,873 | 569,071 | 695,324 | 751,651 | 16,037 | 7,866 | 5,298 | 43.06 | 21.45 | 14.55 |
| 500-999 | 6,171 | 6,852 | 8,614 | 4,519,041 | 5,063,767 | 6,291,045 | 1,270,780 | 1,424,451 | 1,363,963 | 20,585 | 10,686 | 7,084 | 27.95 | 14.46 | 9.70 |
| 1,000 and over | 13,027 | 12,753 | 10,615 | 51,651,788 | 50,308,087 | 35,754,762 | 5,252,404 | 4,809,581 | 3,065,751 | 50,250 | 25,978 | 17,539 | 13.13 | 6.59 | 5.21 |
| Idaho | 40,311 | 41,498 | 43,663 | 13,258,110 | 12,503,332 | 10,297,745 | 3,662,377 | 3,441,661 | 2,935,350 | 22,471 | 11,888 | 7,768 | 72.31 | 39.46 | 32.94 |
| Under 10 acres | 3,829 | 4,267 | 4,088 | 18,201 | 18,982 | 19,409 | 5,309 | 5,916 | 7,627 | 6,981 | 3,402 | 2,372 | 1,428.14 | 764.84 | 499.50 |
| 10-29 | 3,621 | 3,833 | 4,236 | 60,509 | 63,622 | 71,064 | 27,492 | 30,584 | 35,988 | 8,404 | 4,192 | 2,980 | 505.61 | 252.54 | 177.61 |
| 30-49 | 4,602 | 4,912 | 5,707 | 179,661 | 192,436 | 223,760 | 104,620 | 114,360 | 127,985 | 10,569 | 5,838 | 3,998 | 268.45 | 149.01 | 101.98 |
| 50-69 | 2,336 | 2,282 | 2,378 | 136,500 | 132,712 | 139,254 | 81,475 | 80,781 | 83,567 | 13,392 | 8,019 | 5,733 | 227.41 | 137.88 | 97.90 |
| 70-99 | 6,568 | 6,763 | 7,007 | 530,257 | 545,488 | 564,322 | 334,715 | 335,293 | 331,145 | 17,633 | 9,945 | 6,761 | 216.29 | 123.29 | 83.95 |
| 100-139 | 3,487 | 3,552 | 3,553 | 405,615 | 414,045 | 415,097 | 228,357 | 229,958 | 210,448 | 20,048 | 11,785 | 8,002 | 175.81 | 101.10 | 68.50 |
| 140-179 | 3,821 | 4,182 | 4,909 | 600,749 | 663,093 | 778,522 | 281,955 | 310,136 | 326,504 | 20,060 | 11,579 | 7,679 | 127.28 | 73.03 | 48.42 |
| 180-219 | 1,542 | 1,557 | 1,641 | 304,668 | 307,602 | 324,580 | 146,736 | 142,856 | 135,888 | 26,662 | 13,743 | 9,377 | 134.41 | 69.57 | 47.41 |
| 220-259 | 1,419 | 1,361 | 1,451 | 339,200 | 323,843 | 345,563 | 152,383 | 144,533 | 139,344 | 27,651 | 14,947 | 10,260 | 115.71 | 62.82 | 43.05 |
| 260-499 | 4,122 | 4,186 | 4,509 | 1,476,393 | 1,499,716 | 1,613,569 | 582,063 | 586,259 | 549,877 | 29,804 | 16,053 | 11,564 | 82.69 | 44.81 | 32.31 |
| 500-999 | 2,584 | 2,469 | 2,542 | 1,799,219 | 1,717,098 | 1,753,924 | 615,973 | 578,725 | 470,504 | 42,440 | 23,760 | 15,799 | 61.28 | 34.16 | 22.98 |
| 1,000 and over | 2,380 | 2,134 | 1,642 | 7,407,138 | 6,624,695 | 4,048,681 | 1,101,299 | 882,260 | 516,473 | 82,073 | 42,469 | 26,920 | 28.39 | 13.68 | 10.92 |
| Wyoming | 12,615 | 13,076 | 15,018 | 34,402,935 | 33,116,554 | 28,025,979 | 1,906,163 | 1,843,413 | 1,534,800 | 33,284 | 17,746 | 10,585 | 13.64 | 7.01 | 5.67 |
| Under 10 acres | 535 | 556 | 614 | 2,380 | 2,530 | 2,656 | 555 | 560 | 851 | 5,575 | 3,317 | 2,265 | 1,208.06 | 728.88 | 523.71 |
| 10-29 | 431 | 416 | 441 | 6,870 | 6,735 | 7,189 | 1,995 | 2,329 | 2,872 | 7,932 | 3,333 | 3,095 | 484.63 | 205.90 | 189.87 |
| 30-49 | 290 | 381 | 475 | 11,680 | 14,973 | 18,673 | 4,550 | 6,207 | 8,763 | 8,512 | 3,454 | 2,752 | 217.41 | 87.90 | 70.00 |
| 50-69 | 140 | 174 | 209 | 8,450 | 10,299 | 12,240 | 4,040 | 4,971 | 6,031 | 6,984 | 4,623 | 3,315 | 115.53 | 78.10 | 56.60 |
| 70-99 | 716 | 836 | 1,105 | 57,944 | 67,928 | 89,123 | 31,245 | 37,596 | 45,116 | 9,598 | 5,339 | 3,938 | 118.12 | 65.71 | 48.83 |
| 100-139 | 696 | 623 | 724 | 81,280 | 73,319 | 85,003 | 40,068 | 37,351 | 39,016 | 11,272 | 6,945 | 4,996 | 97.22 | 59.01 | 42.55 |
| 140-179 | 1,310 | 1,386 | 1,678 | 207,550 | 220,263 | 266,353 | 94,725 | 105,187 | 104,037 | 15,012 | 7,860 | 5,474 | 93.66 | 49.46 | 34.49 |
| 180-219 | 451 | 452 | 446 | 89,190 | 89,362 | 88,392 | 40,812 | 40,829 | 35,560 | 14,593 | 9,548 | 7,279 | 71.18 | 48.29 | 36.73 |
| 220-259 | 460 | 463 | 493 | 110,210 | 110,106 | 117,274 | 52,150 | 49,344 | 45,072 | 19,396 | 11,242 | 8,194 | 82.28 | 47.27 | 34.45 |
| 260-499 | 1,771 | 1,729 | 2,113 | 642,144 | 624,308 | 765,597 | 210,764 | 198,020 | 197,623 | 18,219 | 10,268 | 7,060 | 49.72 | 28.44 | 19.49 |
| 500-999 | 1,626 | 1,659 | 2,334 | 1,186,335 | 1,202,677 | 1,680,089 | 262,434 | 237,150 | 231,551 | 22,309 | 10,951 | 7,118 | 30.57 | 15.11 | 9.89 |
| 1,000 and over | 4,189 | 4,401 | 4,386 | 31,998,902 | 30,694,054 | 24,893,390 | 1,162,825 | 1,123,869 | 818,308 | 70,093 | 36,711 | 22,399 | 10.24 | 5.26 | 3.95 |
| Colorado | 45,536 | 47,618 | 51,436 | 38,104,324 | 36,217,808 | 31,527,240 | 6,879,193 | 6,034,697 | 4,769,671 | 26,129 | 11,855 | 7,550 | 32.56 | 15.59 | 12.32 |
| Under 10 acres | 4,267 | 4,958 | 4,235 | 19,366 | 22,352 | 21,048 | 8,121 | 10,065 | 10,540 | 8,276 | 4,177 | 3,379 | 1,739.94 | 926.57 | 679.88 |
| 10-29 | 4,205 | 4,491 | 4,499 | 67,096 | 72,540 | 72,513 | 35,464 | 40,231 | 41,289 | 9,545 | 4,989 | 3,737 | 592.77 | 308.87 | 231.87 |
| 30-49 | 2,287 | 2,430 | 2,718 | 88,644 | 93,644 | 105,088 | 42,828 | 50,839 | 54,238 | 9,960 | 5,403 | 3,738 | 255.88 | 140.19 | 96.68 |
| 50-69 | 1,148 | 1,261 | 1,561 | 67,399 | 73,297 | 90,909 | 33,958 | 41,800 | 49,813 | 11,712 | 6,458 | 4,914 | 200.29 | 111.11 | 84.38 |
| 70-99 | 3,263 | 3,559 | 4,121 | 264,466 | 288,310 | 333,247 | 160,044 | 176,695 | 182,739 | 13,765 | 8,039 | 5,666 | 169.23 | 99.24 | 70.07 |
| 100-139 | 2,216 | 2,248 | 2,495 | 261,364 | 261,336 | 291,985 | 147,442 | 146,388 | 144,872 | 15,795 | 9,267 | 6,823 | 134.18 | 79.71 | 58.30 |
| 140-179 | 4,491 | 5,110 | 6,558 | 712,276 | 811,255 | 1,042,460 | 407,663 | 428,042 | 443,650 | 19,705 | 10,525 | 6,856 | 123.99 | 66.30 | 43.13 |
| 180-219 | 1,352 | 1,341 | 1,488 | 265,615 | 264,207 | 293,674 | 126,885 | 128,378 | 126,496 | 20,508 | 12,122 | 8,635 | 104.25 | 61.53 | 43.75 |
| 220-259 | 1,465 | 1,488 | 1,612 | 347,980 | 353,888 | 383,401 | 172,728 | 169,415 | 152,967 | 23,147 | 13,151 | 9,187 | 96.72 | 55.30 | 38.63 |
| 260-499 | 6,676 | 7,074 | 8,848 | 2,470,583 | 2,599,214 | 3,245,571 | 983,531 | 978,436 | 915,347 | 21,667 | 10,692 | 6,848 | 58.68 | 29.10 | 18.67 |
| 500-999 | 6,246 | 6,269 | 6,913 | 4,510,180 | 4,553,302 | 4,957,621 | 1,423,489 | 1,341,728 | 1,047,993 | 26,537 | 12,216 | 7,851 | 36.30 | 16.82 | 10.95 |
| 1,000 and over | 7,920 | 7,389 | 6,388 | 29,029,355 | 26,824,463 | 20,689,723 | 3,337,040 | 2,522,680 | 1,599,727 | 68,939 | 28,265 | 17,460 | 19.48 | 7.79 | 5.39 |
| New Mexico | 23,503 | 29,695 | 34,105 | 47,475,783 | 49,608,445 | 38,860,427 | 1,927,046 | 1,956,827 | 1,572,507 | 26,868 | 11,004 | 5,498 | 16.26 | 6.59 | 4.03 |
| Under 10 acres | 3,460 | 4,887 | 5,418 | 18,820 | 24,216 | 29,695 | 11,815 | 15,857 | 19,082 | 6,010 | 2,318 | 1,212 | 1,061.34 | 467.71 | 221.06 |
| 10-29 | 3,886 | 4,638 | 5,959 | 64,480 | 78,447 | 100,017 | 38,970 | 49,065 | 56,292 | 6,324 | 3,046 | 1,814 | 375.51 | 180.06 | 108.10 |
| 30-49 | 1,706 | 2,198 | 2,613 | 64,820 | 83,351 | 98,748 | 33,230 | 44,586 | 46,708 | 9,298 | 4,139 | 2,819 | 244.60 | 109.15 | 74.60 |
| 50-69 | 887 | 1,165 | 1,134 | 51,204 | 67,462 | 65,267 | 28,230 | 34,685 | 29,266 | 12,032 | 5,725 | 3,637 | 208.98 | 98.87 | 63.19 |
| 70-99 | 1,210 | 1,355 | 1,549 | 97,760 | 110,135 | 125,802 | 46,385 | 50,906 | 47,567 | 15,003 | 6,097 | 3,918 | 186.89 | 75.01 | 48.25 |
| 100-139 | 896 | 973 | 1,084 | 104,417 | 112,814 | 125,371 | 45,105 | 47,581 | 41,692 | 17,795 | 7,454 | 5,269 | 152.39 | 64.29 | 45.56 |
| 140-179 | 1,443 | 2,130 | 2,401 | 232,046 | 338,871 | 381,684 | 88,971 | 88,136 | 89,774 | 16,865 | 4,943 | 3,256 | 106.04 | 31.07 | 20.48 |
| 180-219 | 476 | 589 | 607 | 94,769 | 116,641 | 119,901 | 39,480 | 35,481 | 32,128 | 26,931 | 6,630 | 4,921 | 134.40 | 33.48 | 24.91 |
| 220-259 | 471 | 479 | 576 | 112,609 | 113,999 | 137,127 | 50,899 | 39,817 | 32,806 | 26,156 | 8,602 | 5,044 | 109.34 | 36.14 | 21.19 |
| 260-499 | 2,419 | 3,165 | 3,816 | 883,725 | 1,157,832 | 1,386,771 | 359,698 | 380,605 | 331,375 | 22,457 | 7,470 | 4,328 | 61.16 | 20.42 | 11.91 |
| 500-999 | 2,254 | 3,014 | 3,871 | 1,612,830 | 2,154,239 | 2,740,131 | 455,402 | 491,643 | 399,656 | 25,023 | 9,308 | 5,174 | 34.87 | 13.02 | 7.31 |
| 1,000 and over | 4,395 | 5,102 | 5,077 | 44,138,303 | 45,250,438 | 33,549,913 | 728,861 | 678,465 | 446,161 | 82,149 | 39,154 | 19,032 | 10.09 | 4.41 | 2.88 |

## Table 11.—NUMBER OF FARMS, ALL LAND IN FARMS, AND VALUE OF FARMS, 1950, 1945, AND 1940; AND SPECIFIED CLASSES OF LAND ACCORDING TO USE, 1949, 1944, AND 1939; BY SIZE OF FARM; BY DIVISIONS AND STATES—Continued

[All 1950 data are based on reports for only a sample of farms. See text]

| Region, division, State, and size group | Number of farms | | | All land in farms (acres) | | | Cropland harvested (acres) | | | Value of farms (land and buildings) (dollars) | | | | | |
|---|---|---|---|---|---|---|---|---|---|---|---|---|---|---|---|
| | | | | | | | | | | Average per farm | | | Average per acre | | |
| | 1950 | 1945 | 1940 | 1950 | 1945 | 1940 | 1949 | 1944 | 1939 | 1950 | 1945 | 1940 | 1950 | 1945 | 1940 |
| THE WEST—MOUNTAIN—Continued | | | | | | | | | | | | | | | |
| Arizona | 10,412 | 13,142 | 18,468 | 40,026,931 | 37,856,370 | 25,651,092 | 898,629 | 652,049 | 525,974 | 47,138 | 21,905 | 8,321 | 18.00 | 7.60 | 5.99 |
| Under 10 acres | 1,947 | 3,799 | 2,768 | 8,506 | 13,131 | 11,878 | 3,030 | 3,608 | 5,220 | 8,760 | 4,929 | 2,111 | 2,003.91 | 1,425.97 | 492.05 |
| 10-29 | 1,858 | 2,360 | 2,983 | 30,321 | 37,113 | 47,780 | 13,554 | 15,630 | 23,199 | 15,553 | 8,664 | 3,710 | 955.70 | 550.93 | 231.63 |
| 30-49 | 1,139 | 1,257 | 1,546 | 43,329 | 47,636 | 58,548 | 21,135 | 20,127 | 25,791 | 15,843 | 10,471 | 5,173 | 411.43 | 276.31 | 136.59 |
| 50-69 | 476 | 563 | 581 | 28,022 | 32,366 | 33,389 | 13,785 | 13,567 | 13,928 | 24,980 | 13,849 | 5,998 | 422.09 | 240.90 | 104.37 |
| 70-99 | 799 | 929 | 976 | 64,423 | 74,574 | 78,572 | 34,460 | 32,389 | 32,497 | 23,885 | 15,077 | 7,943 | 298.75 | 187.82 | 98.67 |
| 100-139 | 449 | 512 | 606 | 52,741 | 59,299 | 70,781 | 23,908 | 24,547 | 25,862 | 28,484 | 19,724 | 9,791 | 246.18 | 170.30 | 83.82 |
| 140-179 | 638 | 790 | 1,069 | 100,460 | 124,764 | 168,712 | 43,971 | 41,185 | 43,047 | 28,861 | 16,456 | 8,154 | 185.24 | 104.20 | 51.67 |
| 180-219 | 203 | 208 | 399 | 40,385 | 42,028 | 79,149 | 23,771 | 16,002 | 18,149 | 42,351 | 24,751 | 9,860 | 213.62 | 122.50 | 49.71 |
| 220-259 | 216 | 171 | 353 | 51,337 | 40,781 | 84,054 | 26,668 | 17,084 | 21,209 | 58,155 | 31,161 | 11,548 | 245.12 | 130.66 | 48.50 |
| 260-499 | 782 | 695 | 1,541 | 275,779 | 249,100 | 569,155 | 127,551 | 95,133 | 86,751 | 64,614 | 34,681 | 10,827 | 183.99 | 96.76 | 29.31 |
| 500-999 | 568 | 560 | 1,939 | 395,419 | 386,293 | 1,372,232 | 164,305 | 111,392 | 94,710 | 88,465 | 44,257 | 9,448 | 127.90 | 64.16 | 13.35 |
| 1,000 and over | 1,337 | 1,298 | 3,707 | 38,936,209 | 36,749,285 | 23,076,842 | 402,491 | 261,385 | 135,611 | 184,269 | 101,137 | 16,149 | 9.08 | 3.57 | 2.59 |
| Utah | 24,198 | 26,322 | 25,411 | 10,854,289 | 10,309,107 | 7,302,007 | 1,313,726 | 1,247,718 | 966,088 | 19,094 | 9,947 | 6,074 | 47.52 | 25.40 | 21.14 |
| Under 10 acres | 4,340 | 5,592 | 3,560 | 17,873 | 22,434 | 17,169 | 8,845 | 12,646 | 10,198 | 8,770 | 4,630 | 3,059 | 1,967.31 | 1,153.98 | 634.29 |
| 10-29 | 3,873 | 4,375 | 4,605 | 70,233 | 76,723 | 82,702 | 45,989 | 51,924 | 54,969 | 10,285 | 6,016 | 3,782 | 574.13 | 343.07 | 210.58 |
| 30-49 | 2,955 | 3,187 | 3,859 | 115,900 | 122,529 | 148,723 | 70,920 | 79,317 | 92,781 | 11,920 | 7,612 | 4,751 | 300.68 | 197.99 | 123.29 |
| 50-69 | 1,911 | 2,068 | 2,216 | 111,019 | 120,276 | 128,852 | 67,610 | 76,825 | 77,344 | 15,823 | 9,435 | 6,047 | 269.73 | 162.23 | 104.00 |
| 70-99 | 2,329 | 2,345 | 2,626 | 192,194 | 191,910 | 214,746 | 107,027 | 109,919 | 109,294 | 16,865 | 9,481 | 6,137 | 207.98 | 115.85 | 75.05 |
| 100-139 | 1,735 | 1,819 | 1,884 | 202,814 | 211,681 | 219,249 | 99,622 | 107,420 | 95,033 | 20,542 | 11,108 | 6,639 | 173.78 | 95.45 | 57.05 |
| 140-179 | 1,373 | 1,381 | 1,609 | 216,640 | 217,947 | 254,526 | 87,474 | 88,070 | 85,105 | 19,352 | 9,857 | 6,278 | 122.90 | 62.46 | 39.69 |
| 180-219 | 919 | 827 | 800 | 181,728 | 163,839 | 157,743 | 66,226 | 63,981 | 47,970 | 21,058 | 11,926 | 7,226 | 106.34 | 60.20 | 36.65 |
| 220-259 | 532 | 591 | 528 | 126,290 | 140,430 | 125,122 | 44,133 | 49,549 | 36,526 | 25,339 | 12,357 | 8,192 | 106.43 | 52.01 | 34.57 |
| 260-499 | 1,652 | 1,622 | 1,609 | 593,583 | 569,334 | 566,566 | 168,876 | 163,410 | 124,909 | 24,715 | 13,177 | 8,246 | 69.50 | 37.54 | 23.42 |
| 500-999 | 1,051 | 1,075 | 1,019 | 749,699 | 750,050 | 717,348 | 164,475 | 148,874 | 92,090 | 32,521 | 15,800 | 9,563 | 45.30 | 22.64 | 13.58 |
| 1,000 and over | 1,528 | 1,440 | 1,096 | 8,276,316 | 7,721,954 | 4,669,261 | 382,529 | 295,783 | 139,869 | 73,022 | 37,682 | 20,504 | 14.99 | 7.03 | 4.81 |
| Nevada | 3,117 | 3,429 | 3,573 | 7,010,206 | 6,178,004 | 3,785,106 | 405,583 | 486,842 | 435,855 | 36,046 | 20,985 | 13,321 | 21.68 | 11.65 | 12.57 |
| Under 10 acres | 240 | 398 | 300 | 1,175 | 1,483 | 1,274 | 320 | 466 | 413 | 11,284 | 4,196 | 2,995 | 1,928.93 | 1,126.04 | 705.28 |
| 10-29 | 380 | 383 | 436 | 6,865 | 6,529 | 7,411 | 2,545 | 3,023 | 3,458 | 13,118 | 5,059 | 3,635 | 739.20 | 296.75 | 213.83 |
| 30-49 | 345 | 369 | 406 | 14,040 | 14,285 | 15,678 | 6,730 | 6,559 | 7,721 | 8,929 | 5,340 | 3,829 | 218.35 | 137.95 | 99.17 |
| 50-69 | 110 | 128 | 154 | 6,305 | 7,580 | 9,018 | 2,730 | 3,687 | 4,162 | 12,322 | 7,160 | 5,636 | 213.61 | 120.91 | 96.24 |
| 70-99 | 395 | 371 | 372 | 32,555 | 29,980 | 30,024 | 14,940 | 13,922 | 13,223 | 14,129 | 9,076 | 5,319 | 170.81 | 112.32 | 65.90 |
| 100-139 | 140 | 187 | 200 | 16,260 | 21,775 | 23,142 | 7,715 | 10,064 | 8,692 | 20,164 | 11,389 | 7,506 | 173.82 | 97.81 | 64.87 |
| 140-179 | 236 | 300 | 325 | 37,685 | 47,592 | 51,563 | 11,612 | 16,488 | 15,377 | 22,368 | 12,097 | 7,751 | 139.36 | 76.26 | 48.85 |
| 180-219 | 150 | 105 | 105 | 29,275 | 20,908 | 20,694 | 9,145 | 7,811 | 7,058 | 28,838 | 20,154 | 13,381 | 147.80 | 101.21 | 67.90 |
| 220-259 | 75 | 84 | 93 | 18,055 | 19,923 | 22,106 | 7,355 | 7,764 | 7,821 | 37,048 | 17,945 | 14,928 | 153.86 | 75.66 | 62.80 |
| 260-499 | 256 | 302 | 380 | 87,705 | 108,830 | 138,672 | 24,090 | 32,203 | 31,807 | 33,400 | 22,609 | 13,125 | 98.66 | 62.74 | 35.97 |
| 500-999 | 239 | 264 | 325 | 161,940 | 185,973 | 228,510 | 37,971 | 37,287 | 49,255 | 46,660 | 22,565 | 17,241 | 68.97 | 32.03 | 24.52 |
| 1,000 and over | 551 | 538 | 477 | 6,598,346 | 5,713,146 | 3,237,014 | 280,430 | 347,568 | 286,868 | 109,436 | 74,213 | 48,859 | 12.48 | 6.99 | 7.20 |
| THE WEST—PACIFIC | | | | | | | | | | | | | | | |
| Washington | 69,821 | 79,887 | 81,686 | 17,706,301 | 16,719,870 | 15,181,815 | 4,254,999 | 4,290,008 | 3,569,803 | 20,693 | 11,268 | 7,264 | 87.17 | 53.84 | 39.08 |
| Under 10 acres | 13,957 | 19,592 | 17,411 | 70,113 | 92,559 | 89,144 | 22,924 | 34,970 | 36,370 | 8,191 | 4,143 | 2,846 | 1,586.50 | 876.94 | 555.93 |
| 10-29 | 17,810 | 20,761 | 22,504 | 292,666 | 331,035 | 360,965 | 104,709 | 127,474 | 143,211 | 9,787 | 5,691 | 3,540 | 596.17 | 356.89 | 220.69 |
| 30-49 | 8,985 | 9,893 | 10,855 | 342,663 | 377,209 | 415,536 | 108,604 | 131,358 | 142,253 | 11,542 | 7,237 | 4,513 | 298.44 | 189.82 | 117.90 |
| 50-69 | 4,081 | 3,930 | 3,891 | 236,181 | 227,571 | 225,643 | 77,738 | 80,215 | 80,411 | 14,532 | 9,734 | 6,276 | 248.80 | 168.10 | 108.23 |
| 70-99 | 5,356 | 5,821 | 6,291 | 433,328 | 471,296 | 508,408 | 137,715 | 159,013 | 163,372 | 15,790 | 9,626 | 6,290 | 195.71 | 118.89 | 77.83 |
| 100-139 | 3,389 | 3,358 | 3,565 | 390,933 | 389,318 | 414,958 | 110,319 | 120,980 | 121,518 | 19,351 | 11,951 | 8,091 | 167.85 | 103.08 | 69.51 |
| 140-179 | 3,172 | 3,404 | 4,039 | 499,422 | 537,533 | 639,038 | 151,684 | 156,093 | 166,188 | 20,153 | 10,975 | 7,144 | 128.45 | 69.50 | 45.16 |
| 180-219 | 1,494 | 1,456 | 1,472 | 295,925 | 286,948 | 290,386 | 81,822 | 84,343 | 80,389 | 26,197 | 15,861 | 10,232 | 131.52 | 80.48 | 51.87 |
| 220-259 | 1,221 | 1,232 | 1,320 | 291,223 | 293,190 | 314,286 | 83,627 | 93,415 | 91,288 | 27,372 | 15,969 | 10,570 | 114.87 | 67.10 | 44.39 |
| 260-499 | 3,663 | 3,897 | 4,177 | 1,329,157 | 1,404,597 | 1,506,580 | 459,414 | 479,228 | 446,677 | 35,266 | 21,633 | 14,213 | 97.23 | 60.02 | 39.41 |
| 500-999 | 3,056 | 2,998 | 3,125 | 2,184,082 | 2,122,644 | 2,203,016 | 762,116 | 775,872 | 678,208 | 63,247 | 36,258 | 23,914 | 88.09 | 51.21 | 33.92 |
| 1,000 and over | 3,637 | 3,545 | 3,036 | 11,340,608 | 10,185,970 | 8,213,855 | 2,154,327 | 2,047,047 | 1,419,918 | 111,995 | 62,545 | 42,934 | 37.66 | 21.77 | 15.87 |
| Oregon | 59,747 | 63,125 | 61,829 | 20,275,572 | 19,754,257 | 17,988,307 | 3,206,101 | 3,276,086 | 2,824,316 | 19,918 | 11,054 | 7,712 | 62.83 | 35.32 | 26.51 |
| Under 10 acres | 10,648 | 12,755 | 10,010 | 52,623 | 60,283 | 50,753 | 16,478 | 21,805 | 20,709 | 8,124 | 4,098 | 2,720 | 1,614.60 | 867.06 | 536.53 |
| 10-29 | 12,154 | 12,802 | 12,256 | 203,268 | 211,430 | 203,581 | 75,324 | 88,759 | 88,896 | 10,027 | 5,491 | 3,571 | 587.18 | 332.48 | 214.98 |
| 30-49 | 7,195 | 7,467 | 7,860 | 277,175 | 286,824 | 303,740 | 101,010 | 113,848 | 121,165 | 11,707 | 6,751 | 4,397 | 306.06 | 175.76 | 113.79 |
| 50-69 | 3,883 | 3,732 | 3,906 | 225,147 | 216,000 | 226,958 | 84,678 | 92,548 | 97,546 | 14,623 | 9,099 | 6,236 | 250.42 | 157.21 | 107.32 |
| 70-99 | 5,592 | 5,546 | 6,060 | 462,055 | 453,440 | 494,673 | 176,519 | 178,589 | 187,782 | 15,415 | 9,545 | 6,268 | 188.61 | 116.75 | 76.78 |
| 100-139 | 3,957 | 4,020 | 4,240 | 462,807 | 467,788 | 493,393 | 172,963 | 178,086 | 178,844 | 20,227 | 11,755 | 7,976 | 172.92 | 101.02 | 68.54 |
| 140-179 | 3,629 | 3,933 | 4,451 | 572,085 | 620,700 | 704,059 | 193,092 | 199,051 | 196,094 | 21,269 | 11,471 | 7,568 | 134.33 | 72.69 | 47.85 |
| 180-219 | 1,882 | 1,824 | 1,904 | 369,573 | 360,498 | 377,021 | 128,066 | 128,339 | 124,757 | 25,363 | 15,450 | 10,714 | 129.18 | 78.17 | 54.11 |
| 220-259 | 1,469 | 1,413 | 1,385 | 350,791 | 335,705 | 329,284 | 123,450 | 116,789 | 99,122 | 29,685 | 16,826 | 11,109 | 125.28 | 70.82 | 46.73 |
| 260-499 | 3,724 | 3,956 | 4,215 | 1,324,910 | 1,399,552 | 1,496,728 | 392,271 | 409,877 | 399,566 | 35,188 | 18,732 | 13,267 | 98.93 | 52.95 | 37.36 |
| 500-999 | 2,386 | 2,394 | 2,522 | 1,645,491 | 1,662,962 | 1,766,651 | 363,948 | 411,061 | 354,669 | 43,381 | 25,174 | 17,851 | 63.08 | 36.24 | 25.48 |
| 1,000 and over | 3,228 | 3,283 | 3,020 | 14,329,647 | 13,679,075 | 11,541,466 | 1,378,302 | 1,337,334 | 955,166 | 89,669 | 48,493 | 34,666 | 20.95 | 11.64 | 9.07 |
| California | 137,030 | 138,917 | 132,658 | 36,085,664 | 35,054,379 | 30,524,324 | 7,950,663 | 7,535,523 | 6,534,562 | 40,427 | 25,084 | 16,331 | 163.01 | 99.40 | 70.97 |
| Under 10 acres | 37,402 | 37,422 | 31,546 | 159,500 | 157,929 | 144,095 | 75,596 | 87,618 | 81,114 | 13,686 | 7,587 | 5,287 | 3,141.42 | 1,797.83 | 1,157.36 |
| 10-29 | 35,867 | 37,223 | 37,826 | 597,188 | 603,388 | 617,872 | 366,378 | 392,584 | 413,266 | 19,617 | 13,829 | 8,453 | 1,168.30 | 853.09 | 517.49 |
| 30-49 | 15,893 | 16,314 | 16,641 | 599,575 | 618,186 | 634,864 | 367,055 | 389,593 | 403,663 | 28,145 | 19,071 | 11,516 | 738.37 | 503.29 | 301.86 |
| 50-69 | 7,303 | 7,246 | 7,138 | 421,499 | 417,800 | 410,834 | 253,772 | 259,396 | 253,477 | 39,043 | 26,116 | 15,802 | 679.42 | 452.94 | 274.55 |
| 70-99 | 7,954 | 8,262 | 8,062 | 645,634 | 670,873 | 656,228 | 364,560 | 392,556 | 359,421 | 39,514 | 27,166 | 16,646 | 487.76 | 334.56 | 204.51 |
| 100-139 | 5,720 | 5,548 | 5,334 | 662,106 | 638,508 | 615,203 | 353,014 | 335,811 | 314,149 | 51,083 | 34,394 | 21,295 | 440.70 | 298.85 | 184.64 |
| 140-179 | 4,877 | 5,442 | 5,335 | 766,942 | 856,711 | 841,535 | 350,307 | 389,195 | 323,748 | 48,432 | 31,639 | 19,116 | 309.41 | 200.98 | 121.19 |
| 180-219 | 2,526 | 2,535 | 2,541 | 498,870 | 499,822 | 501,072 | 234,893 | 234,249 | 215,111 | 72,576 | 42,660 | 26,883 | 366.90 | 216.36 | 136.33 |
| 220-259 | 2,030 | 1,988 | 1,921 | 483,472 | 471,582 | 456,929 | 214,846 | 218,270 | 190,658 | 66,686 | 45,044 | 30,528 | 280.00 | 189.89 | 128.34 |
| 260-499 | 6,604 | 6,446 | 6,498 | 2,348,936 | 2,301,637 | 2,313,316 | 971,031 | 907,750 | 811,362 | 82,814 | 51,178 | 33,360 | 233.42 | 143.33 | 93.71 |
| 500-999 | 4,853 | 4,552 | 4,551 | 3,403,134 | 3,154,312 | 3,163,171 | 1,184,193 | 1,010,409 | 878,719 | 110,841 | 66,162 | 42,818 | 159.18 | 95.48 | 61.60 |
| 1,000 and over | 6,001 | 5,939 | 5,265 | 25,498,808 | 24,663,631 | 20,169,205 | 3,215,018 | 2,918,092 | 2,289,874 | 236,797 | 129,534 | 92,523 | 57.10 | 31.19 | 24.15 |

## Table 12.—NUMBER OF FARMS BY SIZE OF FARM, BY REGIONS AND STATES: 1880 TO 1950

[Data in reverse italics indicate size-of-farm groups shown for earlier censuses which do not represent subdivisions or consolidations of the 1950 classification. Data for 1950 are based on reports for only a sample of farms. See text]

| Region, State, and size group | Number of farms | | | | | | | |
|---|---|---|---|---|---|---|---|---|
| | 1950 | 1945 | 1940 | 1935 | 1930 | 1925 | 1920 | 1910 |
| **United States** | 5,382,162 | 5,859,169 | 6,096,799 | 6,812,350 | 6,288,648 | 6,371,640 | 6,448,343 | 6,361,502 |
| Under 10 acres | 484,914 | 594,561 | 506,402 | 570,831 | 358,504 | 378,535 | 288,772 | 335,043 |
| Under 3 (see text) | 76,606 | 98,966 | 35,977 | 35,573 | 43,007 | 15,151 | 20,350 | 16,033 |
| 3-9 | 408,308 | 495,595 | 470,425 | 535,258 | 315,497 | 363,384 | 268,422 | 317,010 |
| 10-29 | 853,608 | 945,608 | 1,012,971 | 1,241,431 | (*) | (*) | (*) | (*) |
| 10-19 | (*) | (*) | 559,254 | 683,452 | 559,617 | 588,049 | 507,763 | 504,123 |
| 20-29 | (*) | (*) | 453,717 | 557,979 | (*) | (*) | (*) | (*) |
| 20-49 | (*) | (*) | 1,221,006 | 1,440,143 | 1,440,388 | 1,450,643 | 1,503,732 | 1,414,316 |
| 30-49 | 624,242 | 708,796 | 767,289 | 882,164 | (*) | (*) | (*) | (*) |
| 50-99 | 1,047,801 | 1,157,320 | 1,291,048 | 1,444,007 | 1,374,965 | 1,421,078 | 1,474,745 | 1,438,069 |
| 100-499 | 2,067,971 | 2,166,208 | 2,254,864 | 2,417,803 | 2,314,858 | 2,326,155 | 2,456,107 | 2,494,461 |
| 100-174 | (*) | (*) | 1,218,817 | 1,404,297 | 1,342,927 | 1,388,777 | 1,449,630 | 1,515,488 |
| 100-179 | 1,102,562 | 1,199,809 | 1,309,741 | 1,438,017 | (*) | (*) | (*) | (*) |
| 175-259 | (*) | (*) | 517,460 | 540,267 | 520,593 | 503,417 | 530,800 | 534,191 |
| 180-259 | 487,325 | 493,215 | 486,336 | 506,547 | (*) | (*) | (*) | (*) |
| 260-499 | 478,084 | 473,184 | 458,787 | 473,239 | 451,338 | 438,961 | 475,677 | 443,984 |
| 500-999 | 182,264 | 173,777 | 163,694 | 167,452 | 159,696 | 143,852 | 149,819 | 125,295 |
| 1,000 and over | 121,362 | 112,899 | 100,531 | 88,662 | 80,620 | 63,328 | 67,405 | 50,135 |
| **The North** | 2,268,066 | 2,483,578 | 2,579,959 | 2,819,468 | 2,561,785 | 2,741,243 | 2,763,406 | 2,890,618 |
| Under 10 acres | 151,818 | 187,286 | 171,559 | 192,489 | 116,907 | 136,388 | 115,316 | 142,522 |
| Under 3 (see text) | 31,355 | 22,577 | 11,727 | 10,609 | 14,653 | 4,225 | 8,349 | 8,746 |
| 3-9 | 120,463 | 164,709 | 159,832 | 181,880 | 102,254 | 132,163 | 106,967 | 133,776 |
| 10-29 | 184,402 | 220,839 | 220,015 | 256,813 | (*) | (*) | (*) | (*) |
| 10-19 | (*) | (*) | 126,556 | 146,950 | 103,906 | 125,382 | 113,091 | 133,520 |
| 20-29 | (*) | (*) | 93,459 | 109,863 | (*) | (*) | (*) | (*) |
| 20-49 | (*) | (*) | 310,351 | 358,804 | 295,828 | 358,472 | 351,481 | 401,339 |
| 30-49 | 165,397 | 194,098 | 216,892 | 248,941 | (*) | (*) | (*) | (*) |
| 50-99 | 414,324 | 470,569 | 545,150 | 613,134 | 569,752 | 646,008 | 664,694 | 699,417 |
| 100-499 | 1,224,980 | 1,288,406 | 1,318,840 | 1,407,298 | 1,374,306 | 1,390,108 | 1,427,932 | 1,434,829 |
| 100-174 | (*) | (*) | 724,404 | 791,440 | 788,600 | 808,112 | 830,395 | 852,061 |
| 100-179 | 624,207 | 679,022 | 740,727 | 809,275 | (*) | (*) | (*) | (*) |
| 175-259 | (*) | (*) | 318,392 | 332,781 | 329,388 | 321,187 | 329,824 | 324,150 |
| 180-259 | 309,451 | 316,057 | 302,069 | 315,926 | (*) | (*) | (*) | (*) |
| 260-499 | 291,322 | 293,327 | 276,044 | 282,097 | 276,318 | 260,809 | 267,713 | 258,628 |
| 500-999 | 90,556 | 88,410 | 78,202 | 75,955 | 77,384 | 66,269 | 69,125 | 64,313 |
| 1,000 and over | 36,589 | 33,970 | 29,301 | 24,838 | 23,704 | 18,615 | 21,767 | 14,685 |
| **The South** | 2,652,423 | 2,881,135 | 3,007,170 | 3,421,923 | 3,223,816 | 3,131,418 | 3,206,664 | 3,097,547 |
| Under 10 acres | 251,195 | 311,541 | 253,427 | 288,075 | 172,162 | 184,321 | 133,771 | 160,158 |
| Under 3 (see text) | 27,010 | 56,245 | 13,263 | 11,806 | 10,532 | 3,347 | 6,005 | 2,928 |
| 3-9 | 224,185 | 255,296 | 240,164 | 276,269 | 161,630 | 180,974 | 127,766 | 157,230 |
| 10-29 | 583,666 | 632,076 | 695,667 | 874,000 | (*) | (*) | (*) | (*) |
| 10-19 | (*) | (*) | 374,069 | 469,885 | 403,191 | 409,220 | 354,520 | 340,456 |
| 20-29 | (*) | (*) | 321,598 | 404,115 | (*) | (*) | (*) | (*) |
| 20-49 | (*) | (*) | 817,883 | 976,689 | 1,054,570 | 998,582 | 1,071,128 | 955,907 |
| 30-49 | 412,551 | 465,190 | 496,285 | 572,574 | (*) | (*) | (*) | (*) |
| 50-99 | 574,718 | 626,288 | 681,717 | 761,557 | 742,170 | 713,032 | 750,771 | 694,737 |
| 100-499 | 733,130 | 761,672 | 805,816 | 856,778 | 794,715 | 774,448 | 837,810 | 884,156 |
| 100-174 | (*) | (*) | 493,881 | 542,119 | 509,888 | 504,950 | 540,470 | 561,844 |
| 100-179 | 427,047 | 465,685 | 507,610 | 556,940 | (*) | (*) | (*) | (*) |
| 175-259 | (*) | (*) | 174,715 | 180,449 | 165,574 | 156,783 | 172,721 | 187,549 |
| 180-259 | 155,855 | 155,067 | 160,986 | 165,628 | (*) | (*) | (*) | (*) |
| 260-499 | 150,228 | 140,920 | 137,220 | 134,210 | 119,473 | 112,735 | 124,619 | 135,063 |
| 500-999 | 60,861 | 53,261 | 47,737 | 44,769 | 37,401 | 34,216 | 38,231 | 41,183 |
| 1,000 and over | 36,302 | 31,107 | 26,521 | 24,170 | 19,607 | 17,619 | 20,335 | 20,950 |
| **The West** | 461,673 | 494,456 | 509,670 | 570,959 | 503,047 | 498,979 | 478,273 | 373,337 |
| Under 10 acres | 81,901 | 95,734 | 81,416 | 90,267 | 69,435 | 57,826 | 39,685 | 32,363 |
| Under 3 (see text) | 18,241 | 20,144 | 10,987 | 13,158 | 17,822 | 7,579 | 5,996 | 6,359 |
| 3-9 | 63,660 | 75,590 | 70,429 | 77,109 | 51,613 | 50,247 | 33,689 | 26,004 |
| 10-29 | 85,540 | 92,693 | 97,289 | 110,618 | (*) | (*) | (*) | (*) |
| 10-19 | (*) | (*) | 58,629 | 66,617 | 52,520 | 53,447 | 40,052 | 30,147 |
| 20-29 | (*) | (*) | 38,660 | 44,001 | (*) | (*) | (*) | (*) |
| 20-49 | (*) | (*) | 92,772 | 104,850 | 89,992 | 93,608 | 81,125 | 67,197 |
| 30-49 | 46,294 | 49,508 | 54,112 | 60,649 | (*) | (*) | (*) | (*) |
| 50-99 | 58,759 | 60,463 | 64,181 | 69,316 | 63,043 | 62,038 | 59,280 | 43,915 |
| 100-499 | 109,861 | 116,130 | 130,208 | 153,727 | 145,837 | 161,599 | 190,365 | 175,476 |
| 100-174 | (*) | (*) | 60,332 | 70,738 | 64,659 | 70,715 | 78,765 | 102,691 |
| 100-179 | 51,308 | 55,102 | 61,404 | 71,802 | (*) | (*) | (*) | (*) |
| 175-259 | (*) | (*) | 24,353 | 26,057 | 25,831 | 25,467 | 28,255 | 22,492 |
| 180-259 | 22,019 | 22,091 | 23,281 | 24,993 | (*) | (*) | (*) | (*) |
| 260-499 | 36,534 | 38,937 | 45,523 | 56,932 | 55,547 | 65,417 | 83,345 | 50,293 |
| 500-999 | 30,847 | 32,106 | 37,755 | 46,728 | 44,911 | 43,367 | 2,463 | 19,799 |
| 1,000 and over | 48,471 | 47,822 | 44,709 | 39,654 | 37,309 | 27,094 | 25,303 | 14,500 |

See footnotes at end of table.

## Table 12.—NUMBER OF FARMS BY SIZE OF FARM, BY REGIONS AND STATES: 1880 TO 1950—Continued

[Data in reverse italics indicate size-of-farm groups shown for earlier censuses which do not represent subdivisions or consolidations of the 1950 classification. Data for 1950 are based on reports for only a sample of farms. See text]

| Region, State, and size group | Number of farms—Continued | | | Percent distribution | | | | | | |
|---|---|---|---|---|---|---|---|---|---|---|
| | 1900 | 1890 | 1880 | 1950 | 1945 | 1940 | 1935 | 1930 | 1925 | 1920 |
| United States | 5,737,372 | 4,564,641 | 4,008,907 | 100.0 | 100.0 | 100.0 | 100.0 | 100.0 | 100.0 | 100.0 |
| Under 10 acres | 267,229 | 150,194 | 139,241 | 9.0 | 10.1 | 8.3 | 8.4 | 5.7 | 5.9 | 4.5 |
| Under 3 (see text) | 41,385 | (*) | 4,352 | 1.4 | 1.7 | 0.6 | 0.5 | 0.7 | 0.2 | 0.3 |
| 3-9 | 225,844 | (*) | 134,889 | 7.6 | 8.5 | 7.7 | 7.9 | 5.0 | 5.7 | 4.2 |
| 10-29 | (*) | (*) | (*) | 15.9 | 16.1 | 16.6 | 18.2 | (*) | (*) | (*) |
| 10-19 | 406,641 | 265,550 | 254,749 | (*) | (*) | 9.2 | 10.0 | 8.9 | 9.2 | 7.9 |
| 20-29 | (*) | (*) | (*) | (*) | (*) | 7.4 | 8.2 | (*) | (*) | (*) |
| 20-49 | *1,257,496* | *902,777* | *761,574* | (*) | (*) | 20.0 | 21.1 | 22.9 | 22.8 | 23.3 |
| 30-49 | (*) | (*) | (*) | 11.6 | 12.1 | 12.6 | 12.9 | (*) | (*) | (*) |
| 50-99 | 1,366,038 | 1,121,485 | 1,032,810 | 19.5 | 19.8 | 21.2 | 21.2 | 21.9 | 22.3 | 22.9 |
| 100-499 | 2,290,282 | 2,008,694 | 1,695,983 | 38.4 | 37.0 | 37.0 | 35.5 | 26.8 | 36.5 | 38.1 |
| 100-174 | *1,422,282* | (*) | (*) | (*) | (*) | 21.0 | 20.6 | 21.4 | 21.7 | 22.5 |
| 100-179 | (*) | (*) | (*) | 20.5 | 20.5 | 21.5 | 21.1 | (*) | (*) | (*) |
| 175-259 | *490,069* | (*) | (*) | (*) | (*) | 8.5 | 7.9 | 8.3 | 7.9 | 8.2 |
| 180-259 | (*) | (*) | (*) | 9.1 | 8.4 | 8.0 | 7.4 | (*) | (*) | (*) |
| 260-499 | 377,951 | (*) | (*) | 8.9 | 8.1 | 7.5 | 6.9 | 7.2 | 6.9 | 7.4 |
| 500-999 | 102,526 | 84,395 | 75,972 | 3.4 | 3.0 | 2.7 | 2.5 | 2.5 | 2.3 | 2.3 |
| 1,000 and over | 47,160 | 31,546 | 28,578 | 2.3 | 1.9 | 1.6 | 1.3 | 1.3 | 1.0 | 1.0 |
| The North | 2,874,073 | 2,582,391 | 2,394,107 | 100.0 | 100.0 | 100.0 | 100.0 | 100.0 | 100.0 | 100.0 |
| Under 10 acres | 122,077 | 74,694 | 75,882 | 6.7 | 7.5 | 6.6 | 6.8 | 4.6 | 5.0 | 4.2 |
| Under 3 (see text) | 21,970 | (*) | 2,135 | 1.4 | 0.9 | 0.5 | 0.4 | 0.6 | 0.2 | 0.3 |
| 3-9 | 100,107 | (*) | 73,747 | 5.3 | 6.6 | 6.2 | 6.5 | 4.0 | 4.8 | 3.9 |
| 10-29 | (*) | (*) | (*) | 8.1 | 8.9 | 8.5 | 9.1 | (*) | (*) | (*) |
| 10-19 | 128,827 | 101,020 | 106,129 | (*) | (*) | 4.9 | 5.2 | 4.1 | 4.6 | 4.1 |
| 20-29 | (*) | (*) | (*) | (*) | (*) | 3.6 | 3.9 | (*) | (*) | (*) |
| 20-49 | *459,284* | *414,725* | *421,320* | (*) | (*) | 12.0 | 12.7 | 11.5 | 13.1 | 12.7 |
| 30-49 | (*) | (*) | (*) | 7.3 | 7.8 | 8.4 | 8.8 | (*) | (*) | (*) |
| 50-99 | 754,621 | 722,299 | 712,328 | 18.3 | 18.9 | 21.1 | 21.7 | 22.2 | 23.6 | 24.1 |
| 100-499 | 1,350,873 | 1,237,728 | 1,054,730 | 54 0 | 51.9 | 51.1 | 49.9 | 53.6 | 50.7 | 51.7 |
| 100-174 | *833,963* | (*) | (*) | (*) | (*) | 28.1 | 28.1 | 30.0 | 28.5 | 30.0 |
| 100-179 | (*) | (*) | (*) | 27.5 | 27.3 | 28.7 | 28.7 | (*) | (*) | (*) |
| 175-259 | *297,819* | (*) | (*) | (*) | (*) | 12.3 | 11.8 | 12.9 | 11.7 | 11.9 |
| 180-259 | (*) | (*) | (*) | 13.6 | 12.7 | 11.7 | 11.2 | (*) | (*) | (*) |
| 260-499 | 219,291 | (*) | (*) | 12.8 | 11.8 | 10.7 | 10.0 | 10.8 | 9.5 | 9.7 |
| 500-999 | 45,795 | 26,724 | 19,764 | 4.0 | 3.6 | 3.0 | 2.7 | 3.0 | 2.4 | 2.5 |
| 1,000 and over | 12,616 | 5,201 | 3,954 | 1.6 | 1.4 | 1.1 | 0.9 | 0.9 | 0.7 | 0.8 |
| The South | 2,620,391 | 1,836,372 | 1,531,077 | 100.0 | 100.0 | 100.0 | 100.0 | 100.0 | 100.0 | 100.0 |
| Under 10 acres | 125,500 | 70,056 | 59,680 | 9.5 | 10.8 | 8.4 | 8.4 | 5.3 | 5.9 | 4.2 |
| Under 3 (see text) | 12,972 | (*) | 57,665 | 1.0 | 2.0 | 0.4 | 0.3 | 0.3 | 0.1 | 0.2 |
| 3-9 | 112,528 | (*) | 2,015 | 8.5 | 8.9 | 8.0 | 8.1 | 5.0 | 5.8 | 4.0 |
| 10-29 | (*) | (*) | (*) | 22.0 | 21.9 | 23.1 | 25.5 | (*) | (*) | (*) |
| 10-19 | 259,922 | 157,545 | 144,299 | (*) | (*) | 12.4 | 13.7 | 12.5 | 13.1 | 11.1 |
| 20-29 | (*) | (*) | (*) | (*) | (*) | 10.7 | 11.8 | (*) | (*) | (*) |
| 20-49 | *764,114* | *472,364* | *350,520* | (*) | (*) | 27.2 | 28.5 | 32.7 | 31.9 | 33.4 |
| 30-49 | (*) | (*) | (*) | 15.6 | 16.1 | 16.5 | 16.7 | (*) | (*) | (*) |
| 50-99 | 583,047 | 384,386 | 310,310 | 21.7 | 21.7 | 22.7 | 22.3 | 23.0 | 22.8 | 23.4 |
| 100-499 | 822,822 | 683,294 | 593,982 | 27.6 | 26.4 | 26.8 | 25.0 | 24.7 | 24.7 | 26.1 |
| 100-174 | *518,836* | (*) | (*) | (*) | (*) | 16.4 | 15.8 | 15.8 | 16.1 | 16.9 |
| 100-179 | (*) | (*) | (*) | 16.1 | 16.2 | 16.9 | 16.3 | (*) | (*) | (*) |
| 175-259 | *176,087* | (*) | (*) | (*) | (*) | 5.8 | 5.3 | 5.1 | 5.0 | 5.4 |
| 180-259 | (*) | (*) | (*) | 5.9 | 5.4 | 5.4 | 4.8 | (*) | (*) | (*) |
| 260-499 | 127,899 | (*) | (*) | 5.7 | 4.9 | 4.6 | 3.9 | 3.7 | 3.6 | 3.9 |
| 500-999 | 42,015 | 48,402 | 50,909 | 2.3 | 1.8 | 1.6 | 1.3 | 1.2 | 1.1 | 1.2 |
| 1,000 and over | 22,971 | 20,325 | 21,377 | 1.4 | 1.1 | 0.9 | 0.7 | 0.6 | 0.6 | 0.6 |
| The West | 242,908 | 145,878 | 83,723 | 100.0 | 100.0 | 100.0 | 100.0 | 100.0 | 100.0 | 100.0 |
| Under 10 acres | 19,652 | 5,444 | 3,679 | 17.7 | 19.4 | 16.0 | 15.8 | 13.8 | 11.6 | 8.3 |
| Under 3 (see text) | 6,443 | (*) | 202 | 4.0 | 4.1 | 2.2 | 2.3 | 3.5 | 1.5 | 1.3 |
| 3-9 | 13,209 | (*) | 3,477 | 13.8 | 15.3 | 13.8 | 13.5 | 10.3 | 10.1 | 7.0 |
| 10-29 | (*) | (*) | (*) | 18.5 | 18.7 | 19.1 | 19.4 | (*) | (*) | (*) |
| 10-19 | 17,892 | 6,985 | 4,321 | (*) | (*) | 11.5 | 11.7 | 10.4 | 10.7 | 8.4 |
| 20-29 | (*) | (*) | (*) | (*) | (*) | 7.6 | 7.7 | (*) | (*) | (*) |
| 20-49 | *34,118* | *15,688* | *9,734* | (*) | (*) | 18.2 | 18.3 | 17.9 | 18.8 | 17.0 |
| 30-49 | (*) | (*) | (*) | 10.0 | 10.0 | 10.6 | 10.6 | (*) | (*) | (*) |
| 50-99 | 28,370 | 14,800 | 10,172 | 12.7 | 12.2 | 12.6 | 12.1 | 12.5 | 12.4 | 12.4 |
| 100-499 | 116,587 | 87,672 | 47,271 | 23.8 | 23.5 | 25.5 | 26.9 | 29.0 | 32.4 | 39.8 |
| 100-174 | *69,463* | (*) | (*) | (*) | (*) | 11.8 | 12.4 | 12.9 | 14.2 | 18.5 |
| 100-179 | (*) | (*) | (*) | 11.1 | 11.1 | 12.0 | 12.6 | (*) | (*) | (*) |
| 175-259 | *18,383* | (*) | (*) | (*) | (*) | 4.8 | 4.8 | 5.1 | 5.1 | 5.9 |
| 180-259 | (*) | (*) | (*) | 4.8 | 4.5 | 4.6 | 4.4 | (*) | (*) | (*) |
| 260-499 | 30,761 | (*) | (*) | 7.9 | 7.9 | 8.9 | 10.0 | 11.0 | 13.1 | 17.4 |
| 500-999 | 14,716 | 9,269 | 5,299 | 6.7 | 6.5 | 7.4 | 8.2 | 8.9 | 8.7 | 8.9 |
| 1,000 and over | 11,573 | 6,020 | 3,247 | 10.5 | 9.7 | 8.8 | 6.9 | 7.4 | 5.4 | 5.3 |

See footnotes at end of table.

## Table 12.—NUMBER OF FARMS BY SIZE OF FARM, BY REGIONS AND STATES: 1880 TO 1950—Continued

[Data in reverse italics indicate size-of-farm groups shown for earlier censuses which do not represent subdivisions or consolidations of the 1950 classification. Data for 1950 are based on reports for only a sample of farms. See text]

| Region, State, and size group | Number of farms | | | | | | | | | | | Percent distribution | | | | | | |
|---|---|---|---|---|---|---|---|---|---|---|---|---|---|---|---|---|---|---|
| | 1950 | 1945 | 1940 | 1935 | 1930 | 1925 | 1920 | 1910 | 1900 | 1890 | 1880 | 1950 | 1945 | 1940 | 1935 | 1930 | 1925 | 1920 |
| THE NORTH—NEW ENGLAND | | | | | | | | | | | | | | | | | | |
| **Maine** | 30,358 | 42,184 | 38,980 | 41,907 | 39,006 | 50,033 | 48,227 | 60,016 | 59,299 | 62,013 | 64,309 | 100.0 | 100.0 | 100.0 | 100.0 | 100.0 | 100.0 | 100.0 |
| Under 10 acres | 1,743 | 4,052 | 2,909 | 2,056 | 1,771 | 2,846 | 2,118 | 3,574 | 2,417 | 2,616 | 2,134 | 5.7 | 9.6 | 7.5 | 4.9 | 4.5 | 5.7 | 4.4 |
| *Under 3 (see text)* | 409 | 503 | 242 | 128 | 218 | 61 | 121 | 118 | 375 | (*) | 95 | 1.3 | 1.2 | 0.6 | 0.3 | 0.6 | 0.1 | 0.3 |
| *3-9* | 1,334 | 3,549 | 2,667 | 1,928 | 1,553 | 2,785 | 1,997 | 3,456 | 2,042 | (*) | 2,039 | 4.4 | 8.4 | 6.8 | 4.6 | 4.0 | 5.6 | 4.1 |
| 10-29 | 2,769 | 5,252 | 4,394 | 4,372 | (*) | (*) | (*) | (*) | (*) | (*) | (*) | 9.1 | 12.5 | 11.3 | 10.4 | (*) | (*) | (*) |
| *10-19* | (*) | (*) | 2,461 | 2,387 | 1,736 | 3,037 | 2,407 | 3,539 | 2,890 | 3,261 | 3,132 | (*) | (*) | 6.3 | 5.7 | 4.5 | 6.1 | 5.0 |
| *20-29* | (*) | (*) | 1,933 | 1,985 | (*) | (*) | (*) | (*) | (*) | (*) | (*) | (*) | (*) | 5.0 | 4.7 | (*) | (*) | (*) |
| 30-49 | (*) | (*) | 5,964 | 6,221 | 5,211 | 7,967 | 6,768 | 9,492 | 9,267 | 10,141 | 11,489 | (*) | (*) | 15.3 | 14.8 | 13.4 | 15.9 | 14.0 |
| 50-99 | 2,740 | 4,270 | 4,031 | 4,236 | (*) | (*) | (*) | (*) | (*) | (*) | (*) | 9.0 | 10.1 | 10.3 | 10.1 | (*) | (*) | (*) |
| 100-499 | 7,709 | 11,124 | 11,028 | 12,123 | 11,227 | 14,744 | 14,277 | 17,895 | 18,644 | 20,248 | 22,025 | 25.4 | 26.4 | 28.3 | 28.9 | 28.8 | 29.5 | 29.6 |
| *100-174* | 14,550 | 16,733 | 16,137 | 18,585 | 18,515 | 20,988 | 22,108 | 24,926 | 25,451 | 25,262 | 25,035 | 47.9 | 39.7 | 41.4 | 44.3 | 47.5 | 41.9 | 45.8 |
| 100-179 | (*) | (*) | 10,320 | 11,782 | 11,640 | 14,051 | 14,425 | 18,833 | 17,191 | (*) | (*) | (*) | (*) | 26.5 | 28.1 | 29.8 | 28.1 | 29.9 |
| *175-259* | 8,363 | 10,469 | 10,706 | 12,229 | (*) | (*) | (*) | (*) | (*) | (*) | (*) | 27.5 | 24.8 | 27.5 | 29.2 | (*) | (*) | (*) |
| 180-259 | (*) | (*) | 3,788 | 4,487 | 4,544 | 4,738 | 5,229 | 5,653 | 5,662 | (*) | (*) | (*) | (*) | 9.7 | 10.7 | 11.6 | 9.5 | 10.8 |
| 260-499 | 3,461 | 3,757 | 3,380 | 4,040 | (*) | (*) | (*) | (*) | (*) | (*) | (*) | 11.4 | 8.9 | 8.7 | 9.6 | (*) | (*) | (*) |
| 500-999 | 2,726 | 2,507 | 2,051 | 2,316 | 2,331 | 2,199 | 2,454 | 2,640 | 2,598 | (*) | (*) | 9.0 | 5.9 | 5.3 | 5.5 | 6.0 | 4.4 | 5.1 |
| 1,000 and over | 700 | 642 | 393 | 444 | 454 | 374 | 459 | 461 | 516 | 383 | 378 | 2.3 | 1.5 | 1.0 | 1.1 | 1.2 | 0.7 | 1.0 |
| | 147 | 111 | 88 | 91 | 92 | 77 | 90 | 129 | 114 | 102 | 116 | 0.5 | 0.3 | 0.2 | 0.2 | 0.2 | 0.2 | 0.2 |
| **New Hampshire** | 13,391 | 18,786 | 16,554 | 17,695 | 14,906 | 21,065 | 20,523 | 27,053 | 29,324 | 29,151 | 32,181 | 100.0 | 100.0 | 100.0 | 100.0 | 100.0 | 100.0 | 100.0 |
| Under 10 acres | 1,419 | 2,625 | 1,744 | 1,445 | 914 | 2,148 | 1,465 | 2,449 | 2,072 | 1,720 | 1,832 | 10.6 | 14.0 | 10.5 | 8.2 | 6.1 | 10.2 | 7.1 |
| *Under 3 (see text)* | 319 | 366 | 152 | 130 | 146 | 49 | 113 | 92 | 369 | (*) | 111 | 2.4 | 1.9 | 0.9 | 0.7 | 1.0 | 0.2 | 0.6 |
| *3-9* | 1,100 | 2,259 | 1,592 | 1,315 | 768 | 2,099 | 1,352 | 2,357 | 1,703 | (*) | 1,721 | 8.2 | 12.0 | 9.6 | 7.4 | 5.2 | 10.0 | 6.6 |
| 10-29 | 1,859 | 3,045 | 2,559 | 2,517 | (*) | (*) | (*) | (*) | (*) | (*) | (*) | 13.9 | 16.2 | 15.5 | 14.2 | (*) | (*) | (*) |
| *10-19* | (*) | (*) | 1,509 | 1,464 | 956 | 1,778 | 1,432 | 2,146 | 1,927 | 1,824 | 2,036 | (*) | (*) | 9.1 | 8.3 | 6.4 | 8.4 | 7.0 |
| *20-29* | (*) | (*) | 1,050 | 1,053 | (*) | (*) | (*) | (*) | (*) | (*) | (*) | (*) | (*) | 6.3 | 6.0 | (*) | (*) | (*) |
| 30-49 | (*) | (*) | 2,981 | 3,070 | 2,344 | 3,839 | 3,375 | 4,509 | 4,765 | 4,844 | 5,662 | (*) | (*) | 18.0 | 17.3 | 15.5 | 17.3 | 16.4 |
| 50-99 | 1,393 | 2,064 | 1,931 | 2,017 | (*) | (*) | (*) | (*) | (*) | (*) | (*) | 10.4 | 11.0 | 11.7 | 11.4 | (*) | (*) | (*) |
| 100-499 | 2,829 | 4,032 | 3,867 | 4,179 | 3,584 | 5,003 | 4,888 | 6,248 | 7,123 | 7,357 | 8,716 | 21.1 | 21.5 | 23.4 | 23.6 | 24.0 | 23.8 | 23.8 |
| *100-174* | 5,458 | 6,571 | 6,110 | 7,087 | 6,694 | 8,093 | 8,795 | 11,021 | 12,763 | 13,074 | 13,446 | 40.8 | 35.0 | 36.9 | 40.1 | 44.9 | 38.4 | 42.9 |
| 100-179 | (*) | (*) | 3,446 | 3,930 | 3,670 | 4,229 | 4,986 | 6,247 | 7,430 | (*) | (*) | (*) | (*) | 20.8 | 22.2 | 24.6 | 22.9 | 24.3 |
| *175-259* | 2,862 | 3,774 | 3,621 | 4,136 | (*) | (*) | (*) | (*) | (*) | (*) | (*) | 21.4 | 20.1 | 21.9 | 23.4 | (*) | (*) | (*) |
| 180-259 | (*) | (*) | 1,596 | 1,879 | 1,803 | 2,014 | 2,320 | 2,984 | 3,295 | (*) | (*) | (*) | (*) | 9.6 | 10.6 | 12.1 | 9.6 | 11.3 |
| 260-499 | 1,341 | 1,506 | 1,421 | 1,673 | (*) | (*) | (*) | (*) | (*) | (*) | (*) | 10.0 | 8.0 | 8.6 | 9.5 | (*) | (*) | (*) |
| 500-999 | 1,255 | 1,291 | 1,068 | 1,278 | 1,221 | 1,250 | 1,489 | 1,810 | 2,035 | (*) | (*) | 9.4 | 6.9 | 6.5 | 7.2 | 8.2 | 5.9 | 7.3 |
| 1,000 and over | 374 | 383 | 282 | 354 | 354 | 311 | 433 | 513 | 510 | 423 | 385 | 2.8 | 2.0 | 1.7 | 2.0 | 2.4 | 1.5 | 2.1 |
| | 59 | 66 | 61 | 96 | 90 | 93 | 135 | 167 | 164 | 109 | 104 | 0.4 | 0.4 | 0.4 | 0.5 | 0.6 | 0.4 | 0.7 |
| **Vermont** | 19,043 | 26,490 | 23,582 | 27,061 | 24,898 | 27,786 | 29,075 | 32,709 | 33,104 | 32,573 | 35,522 | 100.0 | 100.0 | 100.0 | 100.0 | 100.0 | 100.0 | 100.0 |
| Under 10 acres | 1,234 | 2,712 | 1,707 | 2,095 | 1,488 | 1,916 | 1,806 | 2,641 | 1,602 | 1,321 | 1,493 | 6.5 | 10.2 | 7.2 | 7.7 | 6.0 | 6.9 | 6.2 |
| *Under 3 (see text)* | 240 | 398 | 74 | 67 | 190 | 17 | 75 | 60 | 224 | (*) | 5 | 1.3 | 1.5 | 0.3 | 0.2 | 0.8 | 0.1 | 0.3 |
| *3-9* | 994 | 2,314 | 1,633 | 2,028 | 1,298 | 1,899 | 1,731 | 2,581 | 1,378 | (*) | 1,488 | 5.2 | 8.7 | 6.9 | 7.5 | 5.2 | 6.8 | 6.0 |
| 10-29 | 1,576 | 2,612 | 2,092 | 2,646 | (*) | (*) | (*) | (*) | (*) | (*) | (*) | 8.3 | 9.9 | 8.9 | 9.8 | (*) | (*) | (*) |
| *10-19* | (*) | (*) | 1,289 | 1,630 | 1,209 | 1,624 | 1,544 | 1,937 | 1,683 | 1,591 | 1,767 | (*) | (*) | 5.5 | 6.0 | 4.9 | 5.8 | 5.3 |
| *20-29* | (*) | (*) | 803 | 1,016 | (*) | (*) | (*) | (*) | (*) | (*) | (*) | (*) | (*) | 3.4 | 3.8 | (*) | (*) | (*) |
| 30-49 | (*) | (*) | 2,189 | 2,693 | 2,288 | 2,885 | 2,924 | 3,481 | 3,511 | 3,505 | 3,973 | (*) | (*) | 9.3 | 10.0 | 9.1 | 10.4 | 10.1 |
| 50-99 | 939 | 1,537 | 1,386 | 1,677 | (*) | (*) | (*) | (*) | (*) | (*) | (*) | 4.9 | 5.8 | 5.9 | 6.2 | (*) | (*) | (*) |
| 100-499 | 2,603 | 4,064 | 3,769 | 4,441 | 4,129 | 4,980 | 5,199 | 5,910 | 6,513 | 7,002 | 7,822 | 13.7 | 15.3 | 16.0 | 16.4 | 16.6 | 17.9 | 17.9 |
| *100-174* | 11,696 | 14,804 | 13,985 | 15,495 | 15,126 | 15,830 | 16,973 | 18,008 | 19,158 | 18,689 | 19,785 | 61.4 | 55.9 | 59.3 | 57.3 | 60.8 | 57.0 | 58.4 |
| 100-179 | (*) | (*) | 8,502 | 9,533 | 9,396 | 8,309 | 8,777 | 9,492 | 10,215 | (*) | (*) | (*) | (*) | 27.6 | 27.8 | 29.7 | 29.9 | 30.2 |
| *175-259* | 4,998 | 7,300 | 6,865 | 7,973 | (*) | (*) | (*) | (*) | (*) | (*) | (*) | 26.2 | 27.6 | 29.1 | 29.5 | (*) | (*) | (*) |
| 180-259 | (*) | (*) | 4,253 | 4,602 | 4,535 | 4,628 | 5,081 | 5,194 | 5,512 | (*) | (*) | (*) | (*) | 18.0 | 17.0 | 18.2 | 16.7 | 17.5 |
| 260-499 | 3,273 | 4,073 | 3,890 | 4,162 | (*) | (*) | (*) | (*) | (*) | (*) | (*) | 17.2 | 15.4 | 16.5 | 15.4 | (*) | (*) | (*) |
| 500-999 | 3,425 | 3,431 | 3,230 | 3,360 | 3,195 | 2,893 | 3,115 | 3,322 | 3,431 | (*) | (*) | 18.0 | 13.0 | 13.7 | 12.4 | 12.8 | 10.4 | 10.7 |
| 1,000 and over | 873 | 692 | 567 | 616 | 590 | 471 | 544 | 607 | 536 | 396 | 585 | 4.6 | 2.6 | 2.4 | 2.3 | 2.4 | 1.7 | 1.9 |
| | 122 | 69 | 76 | 91 | 88 | 80 | 85 | 125 | 101 | 69 | 97 | 0.6 | 0.3 | 0.3 | 0.3 | 0.4 | 0.3 | 0.3 |
| **Massachusetts** | 22,220 | 37,007 | 31,897 | 35,094 | 25,598 | 33,454 | 32,001 | 36,917 | 37,715 | 34,374 | 38,406 | 100.0 | 100.0 | 100.0 | 100.0 | 100.0 | 100.0 | 100.0 |
| Under 10 acres | 5,187 | 11,164 | 8,504 | 8,403 | 4,288 | 5,856 | 5,260 | 5,650 | 4,565 | 2,410 | 2,451 | 23.3 | 30.2 | 26.7 | 23.9 | 16.8 | 17.5 | 16.4 |
| *Under 3 (see text)* | 1,577 | 2,304 | 1,440 | 1,394 | 1,035 | 420 | 872 | 833 | 951 | (*) | 85 | 2.1 | 6.2 | 4.5 | 4.0 | 4.0 | 1.3 | 2.7 |
| *3-9* | 3,610 | 8,860 | 7,064 | 7,009 | 3,253 | 5,436 | 4,388 | 4,817 | 3,614 | (*) | 2,366 | 16.2 | 23.9 | 22.1 | 20.0 | 12.7 | 16.2 | 13.7 |
| 10-29 | 4,980 | 9,314 | 7,929 | 8,865 | (*) | (*) | (*) | (*) | (*) | (*) | (*) | 22.4 | 25.2 | 24.9 | 25.3 | (*) | (*) | (*) |
| *10-19* | (*) | (*) | 4,945 | 5,439 | 3,301 | 4,858 | 4,245 | 4,956 | 4,324 | 3,621 | 3,865 | (*) | (*) | 15.5 | 15.5 | 12.9 | 14.5 | 13.3 |
| *20-29* | (*) | (*) | 2,984 | 3,426 | (*) | (*) | (*) | (*) | (*) | (*) | (*) | (*) | (*) | 9.4 | 9.8 | (*) | (*) | (*) |
| 30-49 | (*) | (*) | 7,049 | 8,023 | 5,869 | 8,148 | 7,532 | 8,890 | 8,875 | 8,457 | 9,832 | (*) | (*) | 22.1 | 22.9 | 22.9 | 24.4 | 23.5 |
| 50-99 | 2,655 | 4,394 | 4,065 | 4,597 | (*) | (*) | (*) | (*) | (*) | (*) | (*) | 11.9 | 11.9 | 12.7 | 13.1 | (*) | (*) | (*) |
| 100-499 | 4,034 | 5,742 | 5,505 | 6,453 | 5,491 | 6,877 | 6,834 | 7,981 | 8,910 | 8,934 | 10,587 | 18.2 | 15.5 | 17.3 | 18.4 | 21.5 | 20.6 | 21.4 |
| *100-174* | 5,101 | 6,112 | 5,656 | 6,487 | 6,364 | 7,419 | 7,783 | 9,028 | 10,627 | 10,648 | 11,588 | 23.0 | 16.5 | 17.7 | 18.5 | 24.9 | 22.2 | 24.3 |
| 100-179 | (*) | (*) | 3,517 | 4,079 | 3,982 | 4,751 | 4,888 | 5,703 | 6,680 | (*) | (*) | (*) | (*) | 11.0 | 11.6 | 15.6 | 14.2 | 15.3 |
| *175-259* | 3,070 | 3,945 | 3,661 | 4,243 | (*) | (*) | (*) | (*) | (*) | (*) | (*) | 13.8 | 10.7 | 11.5 | 12.1 | (*) | (*) | (*) |
| 180-259 | (*) | (*) | 1,331 | 1,516 | 1,505 | 1,691 | 1,840 | 2,147 | 2,523 | (*) | (*) | (*) | (*) | 4.2 | 4.3 | 5.9 | 5.1 | 5.7 |
| 260-499 | 1,143 | 1,283 | 1,187 | 1,352 | (*) | (*) | (*) | (*) | (*) | (*) | (*) | 5.1 | 3.5 | 3.7 | 3.9 | (*) | (*) | (*) |
| 500-999 | 888 | 884 | 808 | 892 | 877 | 977 | 1,055 | 1,178 | 1,434 | (*) | (*) | 4.0 | 2.4 | 2.5 | 2.5 | 3.4 | 2.9 | 3.3 |
| 1,000 and over | 211 | 232 | 177 | 218 | 211 | 228 | 265 | 319 | 339 | 256 | 243 | 0.9 | 0.6 | 0.6 | 0.6 | 0.8 | 0.7 | 0.8 |
| | 52 | 49 | 61 | 71 | 74 | 68 | 82 | 93 | 75 | 48 | 40 | 0.2 | 0.1 | 0.2 | 0.2 | 0.3 | 0.2 | 0.3 |
| **Rhode Island** | 2,598 | 3,603 | 3,014 | 4,327 | 3,322 | 3,911 | 4,083 | 5,292 | 5,498 | 5,500 | 6,216 | 100.0 | 100.0 | 100.0 | 100.0 | 100.0 | 100.0 | 100.0 |
| Under 10 acres | 598 | 845 | 593 | 845 | 453 | 489 | 451 | 730 | 834 | 420 | 430 | 23.0 | 23.5 | 19.7 | 19.5 | 13.6 | 12.5 | 11.0 |
| *Under 3 (see text)* | 236 | 192 | 119 | 173 | 95 | 25 | 62 | 145 | 327 | (*) | 12 | 9.1 | 5.3 | 3.9 | 4.0 | 2.9 | 0.6 | 1.5 |
| *3-9* | 362 | 653 | 474 | 672 | 358 | 464 | 389 | 585 | 507 | (*) | 418 | 13.9 | 18.1 | 15.7 | 15.5 | 10.8 | 11.9 | 9.5 |
| 10-29 | 527 | 750 | 621 | 1,025 | (*) | (*) | (*) | (*) | (*) | (*) | (*) | 20.3 | 20.8 | 20.6 | 23.7 | (*) | (*) | (*) |
| *10-19* | (*) | (*) | 378 | 614 | 397 | 522 | 485 | 647 | 578 | 611 | 607 | (*) | (*) | 12.5 | 14.2 | 12.0 | 13.3 | 11.9 |
| *20-29* | (*) | (*) | 243 | 411 | (*) | (*) | (*) | (*) | (*) | (*) | (*) | (*) | (*) | 8.1 | 9.5 | (*) | (*) | (*) |
| 30-49 | (*) | (*) | 635 | 974 | 729 | 894 | 983 | 1,144 | 1,189 | 1,239 | 1,391 | (*) | (*) | 21.1 | 22.5 | 21.9 | 22.9 | 24.1 |
| 50-99 | 300 | 453 | 392 | 563 | (*) | (*) | (*) | (*) | (*) | (*) | (*) | 11.5 | 12.6 | 13.0 | 13.0 | (*) | (*) | (*) |
| 100-499 | 565 | 710 | 680 | 939 | 817 | 962 | 1,031 | 1,264 | 1,256 | 1,433 | 1,706 | 21.7 | 19.7 | 22.6 | 21.7 | 24.6 | 24.6 | 25.3 |
| *100-174* | 571 | 802 | 697 | 900 | 883 | 1,002 | 1,075 | 1,432 | 1,599 | 1,751 | 2,029 | 22.0 | 22.3 | 23.1 | 20.8 | 26.6 | 25.6 | 26.3 |
| 100-179 | (*) | (*) | 478 | 617 | 572 | 659 | 718 | 945 | 1,049 | (*) | (*) | (*) | (*) | 15.9 | 14.3 | 17.2 | 16.8 | 17.6 |
| *175-259* | 367 | 526 | 486 | 638 | (*) | (*) | (*) | (*) | (*) | (*) | (*) | 14.1 | 14.6 | 16.1 | 14.7 | (*) | (*) | (*) |
| 180-259 | (*) | (*) | 140 | 185 | 193 | 221 | 229 | 312 | 358 | (*) | (*) | (*) | (*) | 4.6 | 4.3 | 5.8 | 5.8 | 5.8 |
| 260-499 | 117 | 169 | 132 | 164 | (*) | (*) | (*) | (*) | (*) | (*) | (*) | 4.5 | 4.7 | 4.4 | 3.8 | (*) | (*) | (*) |
| 500-999 | 87 | 107 | 79 | 98 | 118 | 122 | 128 | 175 | 192 | (*) | (*) | 3.3 | 3.0 | 2.6 | 2.3 | 3.6 | 3.1 | 3.1 |
| 1,000 and over | 32 | 31 | 22 | 37 | 32 | 28 | 46 | 51 | 45 | 41 | 48 | 1.2 | 0.9 | 0.7 | 0.9 | 1.0 | 0.7 | 1.1 |
| | 5 | 12 | 9 | 18 | 11 | 14 | 12 | 24 | 17 | 5 | 5 | 0.2 | 0.3 | 0.3 | 0.4 | 0.3 | 0.4 | 0.3 |

See footnotes at end of table.

## Table 12.—NUMBER OF FARMS BY SIZE OF FARM, BY REGIONS AND STATES: 1880 TO 1950—Continued

[Data in reverse italics indicate size-of-farm groups shown for earlier censuses which do not represent subdivisions or consolidations of the 1950 classification. Data for 1950 are based on reports for only a sample of farms. See text]

| Region, State, and size group | Number of farms | | | | | | | | | | | Percent distribution | | | | | | |
|---|---|---|---|---|---|---|---|---|---|---|---|---|---|---|---|---|---|---|
| | 1950 | 1945 | 1940 | 1935 | 1930 | 1925 | 1920 | 1910 | 1900 | 1890 | 1880 | 1950 | 1945 | 1940 | 1935 | 1930 | 1925 | 1920 |
| THE NORTH—NEW ENGLAND—Continued | | | | | | | | | | | | | | | | | | |
| **Connecticut** | 15,615 | 22,241 | 21,163 | 32,157 | 17,195 | 23,240 | 22,655 | 26,815 | 26,948 | 26,350 | 30,598 | 100.0 | 100.0 | 100.0 | 100.0 | 100.0 | 100.0 | 100.0 |
| Under 10 acres | 2,818 | 4,686 | 3,833 | 7,072 | 1,677 | 2,486 | 2,200 | 2,916 | 2,427 | 1,732 | 2,295 | 18.0 | 21.1 | 18.1 | 22.0 | 9.8 | 10.7 | 9.7 |
| Under 3 (see text) | 666 | 557 | 381 | 555 | 343 | 101 | 138 | 223 | 377 | (*) | 34 | 4.3 | 2.5 | 1.8 | 1.7 | 2.0 | 0.4 | 0.6 |
| 3-9 | 2,152 | 4,129 | 3,452 | 6,517 | 1,334 | 2,385 | 2,062 | 2,693 | 2,050 | (*) | 2,261 | 13.8 | 18.6 | 16.3 | 20.3 | 7.8 | 10.3 | 9.1 |
| 10-29 | 3,386 | 5,043 | 4,789 | 7,984 | (*) | (*) | (*) | (*) | (*) | (*) | (*) | 21.7 | 22.7 | 22.6 | 24.8 | (*) | (*) | (*) |
| 10-19 | (*) | (*) | 2,842 | 4,875 | 1,787 | 2,825 | 2,473 | 3,119 | 2,699 | 2,582 | 3,247 | (*) | (*) | 13.4 | 15.2 | 10.4 | 12.2 | 10.9 |
| 20-29 | (*) | (*) | 1,947 | 3,109 | (*) | (*) | (*) | (*) | (*) | (*) | (*) | (*) | (*) | 9.2 | 9.7 | (*) | (*) | (*) |
| 30-49 | (*) | (*) | 4,804 | 7,355 | 3,893 | 5,736 | 5,535 | 6,306 | 6,218 | 6,222 | 7,288 | (*) | (*) | 22.7 | 22.9 | 22.6 | 24.7 | 24.4 |
| 50-99 | 1,920 | 2,885 | 2,857 | 4,246 | (*) | (*) | (*) | (*) | (*) | (*) | (*) | 12.3 | 13.0 | 13.5 | 13.2 | (*) | (*) | (*) |
| 100-499 | 3,123 | 4,235 | 4,593 | 6,352 | 4,492 | 5,802 | 5,807 | 6,634 | 6,943 | 6,975 | 8,107 | 20.0 | 19.0 | 21.7 | 19.8 | 26.1 | 25.0 | 25.6 |
| 100-174 | 4,183 | 5,189 | 4,925 | 6,261 | 5,177 | 6,211 | 6,432 | 7,612 | 8,448 | 8,700 | 9,511 | 26.8 | 23.3 | 23.3 | 19.5 | 30.1 | 26.7 | 28.4 | |
| 175-259 | (*) | (*) | 3,248 | 4,134 | 3,396 | 4,200 | 4,199 | 4,999 | 5,494 | (*) | (*) | (*) | (*) | 15.3 | 12.9 | 19.7 | 18.1 | 18.5 |
| 100-179 | 2,543 | 3,297 | 3,359 | 4,277 | (*) | (*) | (*) | (*) | (*) | (*) | (*) | 16.5 | 14.8 | 15.9 | 13.3 | (*) | (*) | (*) |
| 180-259 | (*) | (*) | 1,079 | 1,397 | 1,194 | 1,342 | 1,478 | 1,702 | 1,945 | (*) | (*) | (*) | (*) | 5.1 | 4.3 | 6.9 | 5.8 | 6.5 |
| 260-499 | 963 | 1,130 | 966 | 1,254 | (*) | (*) | (*) | (*) | (*) | (*) | (*) | 6.2 | 5.1 | 4.6 | 3.9 | (*) | (*) | (*) |
| 500-999 | 677 | 762 | 600 | 730 | 587 | 669 | 760 | 911 | 1,009 | (*) | (*) | 4.3 | 3.4 | 2.8 | 2.3 | 3.4 | 2.9 | 3.4 |
| 1,000 and over | 162 | 169 | 133 | 185 | 132 | 132 | 169 | 188 | 187 | 117 | 133 | 1.0 | 0.8 | 0.6 | 0.6 | 0.8 | 0.6 | 0.7 |
| | 23 | 34 | 33 | 57 | 37 | 46 | 39 | 40 | 26 | 22 | 17 | 0.1 | 0.2 | 0.2 | 0.2 | 0.2 | 0.2 | 0.2 |
| THE NORTH—MIDDLE ATLANTIC | | | | | | | | | | | | | | | | | | |
| **New York** | 124,977 | 149,490 | 153,238 | 177,025 | 159,806 | 188,754 | 193,195 | 215,597 | 226,720 | 226,223 | 241,058 | 100.0 | 100.0 | 100.0 | 100.0 | 100.0 | 100.0 | 100.0 |
| Under 10 acres | 10,776 | 15,371 | 13,226 | 16,751 | 9,842 | 15,087 | 13,720 | 18,655 | 16,760 | 13,166 | 14,913 | 8.6 | 10.3 | 8.6 | 9.5 | 6.2 | 8.0 | 7.1 |
| Under 3 (see text) | 2,831 | 2,451 | 1,418 | 1,237 | 1,315 | 406 | 1,040 | 1,424 | 2,971 | (*) | 370 | 2.3 | 1.6 | 0.9 | 0.7 | 0.8 | 0.2 | 0.5 |
| 3-9 | 7,945 | 12,920 | 11,808 | 15,514 | 8,527 | 14,681 | 12,680 | 17,231 | 13,789 | (*) | 14,543 | 6.4 | 8.6 | 7.7 | 8.8 | 5.3 | 7.8 | 6.6 |
| 10-29 | 13,495 | 18,042 | 18,036 | 22,380 | (*) | (*) | (*) | (*) | (*) | (*) | (*) | 10.8 | 12.1 | 11.8 | 12.6 | (*) | (*) | (*) |
| 10-19 | (*) | (*) | 10,480 | 13,155 | 9,586 | 13,709 | 12,820 | 15,533 | 15,782 | 15,779 | 17,229 | (*) | (*) | 6.8 | 7.4 | 6.0 | 7.3 | 6.6 |
| 20-29 | (*) | (*) | 7,556 | 9,225 | (*) | (*) | (*) | (*) | (*) | (*) | (*) | (*) | (*) | 4.9 | 5.2 | (*) | (*) | (*) |
| 30-49 | (*) | (*) | 20,683 | 24,930 | 21,531 | 27,357 | 27,287 | 31,047 | 35,123 | 36,955 | 40,386 | (*) | (*) | 13.5 | 14.1 | 13.5 | 14.5 | 14.1 |
| 50-99 | 9,674 | 12,179 | 13,127 | 15,705 | (*) | (*) | (*) | (*) | (*) | (*) | (*) | 7.7 | 8.1 | 8.6 | 8.9 | (*) | (*) | (*) |
| 100-499 | 26,754 | 32,532 | 36,874 | 43,409 | 41,529 | 49,538 | 50,784 | 56,821 | 63,789 | 67,835 | 70,661 | 21.4 | 21.8 | 24.1 | 24.5 | 26.0 | 26.2 | 26.3 |
| 100-174 | 62,223 | 69,395 | 70,609 | 77,518 | 76,154 | 82,046 | 87,390 | 92,194 | 93,909 | 91,323 | 96,273 | 49.8 | 46.4 | 46.1 | 43.8 | 47.7 | 43.5 | 45.2 |
| 175-259 | (*) | (*) | 42,567 | 48,390 | 47,968 | 53,869 | 56,929 | 61,031 | 63,846 | (*) | (*) | (*) | (*) | 27.8 | 27.3 | 30.0 | 28.5 | 29.8 |
| 100-179 | 34,759 | 40,752 | 44,293 | 50,285 | (*) | (*) | (*) | (*) | (*) | (*) | (*) | 27.8 | 27.3 | 28.9 | 28.4 | (*) | (*) | (*) |
| 180-259 | (*) | (*) | 18,485 | 19,598 | 19,095 | 19,730 | 21,190 | 21,901 | 21,335 | (*) | (*) | (*) | (*) | 12.1 | 11.1 | 11.9 | 10.5 | 11.0 |
| 260-499 | 16,067 | 17,239 | 16,759 | 17,703 | (*) | (*) | (*) | (*) | (*) | (*) | (*) | 12.9 | 11.5 | 10.9 | 10.0 | (*) | (*) | (*) |
| 500-999 | 11,397 | 11,404 | 9,557 | 9,530 | 9,093 | 8,447 | 9,271 | 9,262 | 8,728 | (*) | (*) | 9.1 | 7.6 | 6.2 | 5.4 | 5.7 | 4.5 | 4.8 |
| 1,000 and over | 1,824 | 1,739 | 1,196 | 1,075 | 995 | 871 | 999 | 1,104 | 1,109 | 972 | 1,315 | 1.5 | 1.2 | 0.8 | 0.6 | 0.6 | 0.5 | 0.5 |
| | 231 | 232 | 170 | 187 | 169 | 146 | 215 | 243 | 248 | 193 | 281 | 0.2 | 0.2 | 0.1 | 0.1 | 0.1 | 0.1 | 0.1 |
| **New Jersey** | 24,838 | 26,226 | 25,835 | 29,375 | 25,378 | 29,671 | 29,702 | 33,487 | 34,650 | 30,828 | 34,307 | 100.0 | 100.0 | 100.0 | 100.0 | 100.0 | 100.0 | 100.0 |
| Under 10 acres | 6,289 | 6,201 | 5,499 | 6,031 | 4,200 | 4,904 | 3,459 | 3,797 | 3,541 | 1,868 | 2,406 | 25.3 | 23.6 | 21.3 | 20.5 | 16.5 | 16.5 | 11.6 |
| Under 3 (see text) | 1,542 | 1,297 | 879 | 792 | 860 | 414 | 378 | 541 | 771 | (*) | 64 | 6.2 | 4.9 | 3.4 | 2.7 | 3.4 | 1.4 | 1.3 |
| 3-9 | 4,747 | 4,904 | 4,620 | 5,239 | 3,340 | 4,490 | 3,081 | 3,256 | 2,770 | (*) | 2,342 | 19.1 | 18.7 | 17.9 | 17.8 | 13.2 | 15.1 | 10.4 |
| 10-29 | 5,961 | 6,027 | 6,050 | 7,122 | (*) | (*) | (*) | (*) | (*) | (*) | (*) | 24.0 | 23.0 | 23.4 | 24.2 | (*) | (*) | (*) |
| 10-19 | (*) | (*) | 3,810 | 4,393 | 3,387 | 4,371 | 3,763 | 4,276 | 4,044 | 3,006 | 3,721 | (*) | (*) | 14.7 | 15.0 | 13.3 | 14.7 | 12.7 |
| 20-29 | (*) | (*) | 2,240 | 2,729 | (*) | (*) | (*) | (*) | (*) | (*) | (*) | (*) | (*) | 8.7 | 9.3 | (*) | (*) | (*) |
| 30-49 | (*) | (*) | 5,138 | 6,171 | 5,425 | 6,849 | 6,783 | 7,807 | 7,632 | 6,807 | 7,882 | (*) | (*) | 19.9 | 21.0 | 21.4 | 22.4 | 22.8 |
| 50-99 | 2,518 | 2,783 | 2,898 | 3,442 | (*) | (*) | (*) | (*) | (*) | (*) | (*) | 10.1 | 10.6 | 11.2 | 11.7 | (*) | (*) | (*) |
| 100-499 | 4,025 | 4,662 | 4,990 | 5,942 | 5,732 | 6,622 | 7,367 | 8,194 | 8,882 | 8,837 | 9,617 | 16.2 | 17.8 | 19.3 | 20.2 | 22.6 | 22.3 | 24.8 |
| 100-174 | 5,843 | 6,370 | 6,265 | 6,691 | 6,527 | 7,035 | 8,201 | 9,442 | 10,368 | 10,183 | 10,674 | 23.5 | 24.3 | 24.3 | 22.8 | 25.7 | 23.7 | 27.6 |
| 175-259 | (*) | (*) | 4,533 | 4,982 | 4,948 | 5,414 | 6,251 | 7,207 | 7,855 | (*) | (*) | (*) | (*) | 17.5 | 16.9 | 19.5 | 18.2 | 21.0 |
| 100-179 | 3,895 | 4,411 | 4,664 | 5,097 | (*) | (*) | (*) | (*) | (*) | (*) | (*) | 15.7 | 16.8 | 18.1 | 17.4 | (*) | (*) | (*) |
| 180-259 | (*) | (*) | 1,220 | 1,266 | 1,156 | 1,216 | 1,461 | 1,859 | 1,862 | (*) | (*) | (*) | (*) | 4.7 | 4.3 | 4.6 | 4.1 | 4.9 |
| 260-499 | 1,271 | 1,276 | 1,089 | 1,131 | (*) | (*) | (*) | (*) | (*) | (*) | (*) | 5.1 | 4.9 | 4.2 | 3.9 | (*) | (*) | (*) |
| 500-999 | 677 | 683 | 512 | 463 | 425 | 405 | 489 | 576 | 651 | (*) | (*) | 2.7 | 2.6 | 2.0 | 1.6 | 1.7 | 1.4 | 1.6 |
| 1,000 and over | 152 | 140 | 78 | 88 | 72 | 62 | 93 | 112 | 110 | 93 | 147 | 0.6 | 0.5 | 0.3 | 0.3 | 0.3 | 0.2 | 0.3 |
| | 50 | 43 | 55 | 59 | 35 | 28 | 56 | 59 | 73 | 34 | 60 | 0.2 | 0.2 | 0.2 | 0.2 | 0.1 | 0.1 | 0.2 |
| **Pennsylvania** | 146,887 | 171,761 | 169,027 | 191,284 | 172,419 | 200,443 | 202,250 | 219,295 | 224,248 | 211,557 | 213,542 | 100.0 | 100.0 | 100.0 | 100.0 | 100.0 | 100.0 | 100.0 |
| Under 10 acres | 15,955 | 21,729 | 17,118 | 19,508 | 13,552 | 19,173 | 16,097 | 20,102 | 17,156 | 13,172 | 14,267 | 10.9 | 12.7 | 10.1 | 10.2 | 7.9 | 9.6 | 8.0 |
| Under 3 (see text) | 3,835 | 3,058 | 1,213 | 1,034 | 1,999 | 986 | 1,049 | 972 | 2,737 | (*) | 250 | 2.6 | 1.8 | 0.7 | 0.5 | 1.2 | 0.5 | 0.5 |
| 3-9 | 12,120 | 18,671 | 15,905 | 18,474 | 11,553 | 18,187 | 15,048 | 19,130 | 14,419 | (*) | 14,017 | 8.3 | 10.9 | 9.4 | 9.7 | 6.7 | 9.1 | 7.4 |
| 10-29 | 20,080 | 25,447 | 24,644 | 29,597 | (*) | (*) | (*) | (*) | (*) | (*) | (*) | 13.7 | 14.8 | 14.6 | 15.5 | (*) | (*) | (*) |
| 10-19 | (*) | (*) | 13,932 | 16,872 | 12,770 | 17,193 | 15,866 | 18,556 | 17,882 | 16,761 | 16,974 | (*) | (*) | 8.2 | 8.8 | 7.4 | 8.6 | 7.8 |
| 20-29 | (*) | (*) | 10,712 | 12,725 | (*) | (*) | (*) | (*) | (*) | (*) | (*) | (*) | (*) | 6.3 | 6.7 | (*) | (*) | (*) |
| 30-49 | (*) | (*) | 29,327 | 34,485 | 29,929 | 37,387 | 36,482 | 39,721 | 41,575 | 39,244 | 38,331 | (*) | (*) | 17.4 | 18.0 | 17.4 | 18.8 | 18.0 |
| 50-99 | 15,162 | 18,079 | 18,625 | 21,760 | (*) | (*) | (*) | (*) | (*) | (*) | (*) | 10.3 | 10.5 | 11.0 | 11.4 | (*) | (*) | (*) |
| 100-499 | 39,484 | 46,311 | 49,813 | 56,752 | 53,378 | 61,438 | 62,172 | 65,687 | 69,670 | 66,743 | 63,927 | 26.9 | 27.0 | 29.5 | 29.7 | 31.0 | 30.7 | 30.7 |
| 100-174 | 55,054 | 59,214 | 58,128 | 62,997 | 62,062 | 64,678 | 70,855 | 74,430 | 77,039 | 74,880 | 78,877 | 37.5 | 34.5 | 34.4 | 32.9 | 36.0 | 32.3 | 35.0 |
| 175-259 | (*) | (*) | 42,288 | 46,714 | 45,901 | 49,263 | 52,829 | 55,518 | 57,800 | (*) | (*) | (*) | (*) | 25.0 | 24.4 | 26.6 | 24.6 | 26.1 |
| 100-179 | 37,862 | 42,430 | 43,483 | 47,936 | (*) | (*) | (*) | (*) | (*) | (*) | (*) | 25.8 | 24.7 | 25.7 | 25.1 | (*) | (*) | (*) |
| 180-259 | (*) | (*) | 14,481 | 14,020 | 14,935 | 14,802 | 13,358 | 14,096 | 14,151 | (*) | (*) | (*) | (*) | 8.6 | 8.3 | 8.9 | 8.8 | 8.6 |
| 260-499 | 11,075 | 11,276 | 10,290 | 10,798 | (*) | (*) | (*) | (*) | (*) | (*) | (*) | 7.5 | 6.6 | 6.1 | 5.6 | (*) | (*) | (*) |
| 500-999 | 6,117 | 5,508 | 4,355 | 4,263 | 4,226 | 3,813 | 4,668 | 4,816 | 5,088 | (*) | (*) | 4.2 | 3.2 | 2.6 | 2.2 | 2.5 | 1.9 | 2.3 |
| 1,000 and over | 964 | 835 | 572 | 559 | 599 | 480 | 644 | 632 | 688 | 606 | 922 | 0.7 | 0.5 | 0.3 | 0.3 | 0.3 | 0.2 | 0.3 |
| | 188 | 146 | 127 | 111 | 129 | 114 | 154 | 167 | 238 | 151 | 244 | 0.1 | 0.1 | 0.1 | 0.1 | 0.1 | 0.1 | 0.1 |
| THE NORTH—EAST NORTH CENTRAL | | | | | | | | | | | | | | | | | | |
| **Ohio** | 199,359 | 220,575 | 233,783 | 255,146 | 219,296 | 244,703 | 256,695 | 272,045 | 276,719 | 251,430 | 247,189 | 100.0 | 100.0 | 100.0 | 100.0 | 100.0 | 100.0 | 100.0 |
| Under 10 acres | 18,683 | 23,350 | 23,197 | 25,904 | 12,550 | 15,844 | 15,867 | 20,197 | 17,347 | 12,325 | 11,163 | 9.4 | 10.6 | 9.9 | 10.2 | 5.7 | 6.5 | 6.2 |
| Under 3 (see text) | 2,943 | 1,558 | 946 | 752 | 1,060 | 192 | 779 | 749 | 2,531 | (*) | 212 | 1.5 | 0.7 | 0.4 | 0.3 | 0.5 | 0.1 | 0.3 |
| 3-9 | 15,740 | 21,792 | 22,251 | 25,152 | 11,490 | 15,652 | 15,088 | 19,448 | 14,816 | (*) | 10,951 | 9.7 | 9.9 | 9.5 | 9.9 | 5.2 | 6.4 | 5.9 |
| 10-29 | 24,636 | 29,061 | 29,177 | 33,366 | (*) | (*) | (*) | (*) | (*) | (*) | (*) | 12.4 | 13.2 | 12.5 | 13.1 | (*) | (*) | (*) |
| 10-19 | (*) | (*) | 16,967 | 19,151 | 12,359 | 15,580 | 15,612 | 18,716 | 18,115 | 14,658 | 14,157 | (*) | (*) | 7.3 | 7.5 | 5.6 | 6.4 | 6.1 |
| 20-29 | (*) | (*) | 12,210 | 14,215 | (*) | (*) | (*) | (*) | (*) | (*) | (*) | (*) | (*) | 5.2 | 5.6 | (*) | (*) | (*) |
| 30-49 | (*) | (*) | 38,458 | 42,092 | 33,734 | 42,232 | 44,535 | 50,331 | 51,566 | 51,846 | 49,465 | (*) | (*) | 15.6 | 16.5 | 15.4 | 17.3 | 17.3 |
| 50-99 | 19,440 | 21,725 | 24,248 | 27,877 | (*) | (*) | (*) | (*) | (*) | (*) | (*) | 9.8 | 9.8 | 10.4 | 10.9 | (*) | (*) | (*) |
| 100-499 | 51,238 | 57,299 | 67,951 | 75,470 | 71,160 | 81,537 | 86,337 | 88,047 | 89,774 | 82,380 | 78,198 | 25.7 | 26.0 | 29.1 | 29.6 | 32.4 | 33.3 | 33.6 |
| 100-174 | 83,753 | 87,626 | 88,107 | 91,553 | 88,598 | 88,750 | 93,511 | 93,859 | 92,837 | 89,036 | 92,645 | 42.0 | 39.7 | 37.7 | 35.9 | 40.4 | 36.3 | 36.4 |
| 175-259 | (*) | (*) | 61,255 | 65,492 | 63,920 | 65,978 | 69,738 | 68,748 | 67,258 | (*) | (*) | (*) | (*) | 26.2 | 25.7 | 29.1 | 27.0 | 27.2 |
| 100-179 | 54,284 | 58,284 | 62,820 | 67,181 | (*) | (*) | (*) | (*) | (*) | (*) | (*) | 27.2 | 26.4 | 26.9 | 26.3 | (*) | (±) | (*) |
| 175-259 | (*) | (*) | 18,848 | 18,718 | 17,790 | 18,710 | 17,371 | 18,211 | 18,361 | (*) | (*) | (*) | (*) | 8.1 | 7.8 | 8.1 | 8.8 | 8.8 |
| 180-259 | 18,919 | 19,240 | 17,281 | 17,027 | (*) | (*) | (*) | (*) | (*) | (*) | (*) | 9.5 | 8.7 | 7.4 | 6.7 | (*) | (*) | (*) |
| 260-499 | 10,550 | 10,102 | 8,006 | 7,345 | 6,888 | 6,062 | 6,402 | 6,902 | 7,218 | (*) | (*) | 5.3 | 4.6 | 3.4 | 2.9 | 3.1 | 2.5 | 2.5 |
| 500-999 | 1,421 | 1,335 | 966 | 868 | 791 | 664 | 728 | 783 | 916 | 1,022 | 1,309 | 0.7 | 0.6 | 0.4 | 0.3 | 0.4 | 0.3 | 0.3 |
| 1,000 and over | 188 | 179 | 137 | 108 | 104 | 96 | 105 | 112 | 164 | 163 | 252 | 0.1 | 0.1 | 0.1 | (1) | (1) | (1) | (1) |

See footnotes at end of table.

## Table 12.—NUMBER OF FARMS BY SIZE OF FARM, BY REGIONS AND STATES: 1880 TO 1950—Continued

[Data in reverse italics indicate size-of-farm groups shown for earlier censuses which do not represent subdivisions or consolidations of the 1950 classification. Data for 1950 are based on reports for only a sample of farms. See text]

| Region, State, and size group | Number of farms | | | | | | | | | | | Percent distribution | | | | | | |
|---|---|---|---|---|---|---|---|---|---|---|---|---|---|---|---|---|---|---|
| | 1950 | 1945 | 1940 | 1935 | 1930 | 1925 | 1920 | 1910 | 1900 | 1890 | 1880 | 1950 | 1945 | 1940 | 1935 | 1930 | 1925 | 1920 |
| THE NORTH—EAST NORTH CENTRAL—Continued | | | | | | | | | | | | | | | | | | |
| Indiana | 166,627 | 175,970 | 184,549 | 200,835 | 181,570 | 195,786 | 205,126 | 215,485 | 221,897 | 198,167 | 194,013 | 100.0 | 100.0 | 100.0 | 100.0 | 100.0 | 100.0 | 100.0 |
| Under 10 acres | 14,755 | 15,841 | 15,685 | 15,766 | 9,926 | 10,834 | 9,970 | 11,949 | 10,436 | 5,729 | 4,863 | 8.9 | 9.0 | 8.5 | 7.8 | 5.5 | 5.5 | 4.9 |
| Under 3 (see text) | 2,485 | 1,294 | 645 | 548 | 547 | 139 | 537 | 441 | 1,796 | (*) | 200 | 1.5 | 0.7 | 0.3 | 0.3 | 0.3 | 0.1 | 0.3 |
| 3-9 | 12,270 | 14,547 | 15,040 | 15,218 | 9,379 | 10,695 | 9,433 | 11,508 | 8,640 | (*) | 4,663 | 7.4 | 8.3 | 8.1 | 7.6 | 5.2 | 5.5 | 4.6 |
| 10-29 | 20,007 | 21,807 | 20,855 | 23,011 | (*) | (*) | (*) | (*) | (*) | (*) | (*) | 12.0 | 12.4 | 11.3 | 11.5 | (*) | (*) | (*) |
| 10-19 | (*) | (*) | 11,740 | 12,774 | 9,677 | 10,216 | 9,946 | 11,695 | 11,540 | 7,987 | 8,019 | (*) | (*) | 6.4 | 6.4 | 5.3 | 5.2 | 4.8 |
| 20-29 | (*) | (*) | 9,115 | 10,237 | (*) | (*) | (*) | (*) | (*) | (*) | (*) | (*) | (*) | 4.9 | 5.1 | (*) | (*) | (*) |
| 20-49 | (*) | (*) | 28,995 | 33,202 | 27,866 | 33,268 | 34,949 | 40,161 | 47,009 | 43,806 | 43,403 | (*) | (*) | 15.7 | 16.5 | 15.3 | 17.0 | 17.0 |
| 30-49 | 17,125 | 18,173 | 19,880 | 22,965 | (*) | (*) | (*) | (*) | (*) | (*) | (*) | 10.3 | 10.3 | 10.8 | 11.4 | (*) | (*) | (*) |
| 50-99 | 37,294 | 40,339 | 48,307 | 55,569 | 52,199 | 60,282 | 65,066 | 67,221 | 71,055 | 65,198 | 64,030 | 22.4 | 22.9 | 26.2 | 27.7 | 28.7 | 30.8 | 31.7 |
| 100-499 | 75,400 | 77,887 | 78,330 | 82,353 | 80,835 | 80,276 | 84,160 | 83,368 | 80,539 | 73,811 | 72,103 | 45.3 | 44.3 | 42.4 | 41.0 | 44.5 | 41.0 | 41.0 |
| 100-174 | (*) | (*) | 48,800 | 54,248 | 53,155 | 54,875 | 57,895 | 57,261 | 55,080 | (*) | (*) | (*) | (*) | 26.4 | 27.0 | 29.3 | 28.0 | 28.2 |
| 100-179 | 43,025 | 46,103 | 50,115 | 55,544 | (*) | (*) | (*) | (*) | (*) | (*) | (*) | 25.8 | 26.2 | 27.2 | 27.7 | (*) | (*) | (*) |
| 175-259 | (*) | (*) | 19,320 | 19,010 | 18,731 | 17,597 | 18,354 | 18,081 | 17,398 | (*) | (*) | (*) | (*) | 10.5 | 9.5 | 10.3 | 9.0 | 8.9 |
| 180-259 | 19,468 | 19,516 | 18,005 | 17,714 | (*) | (*) | (*) | (*) | (*) | (*) | (*) | 11.7 | 11.1 | 9.8 | 8.8 | (*) | (*) | (*) |
| 260-499 | 12,907 | 12,268 | 10,210 | 9,095 | 8,949 | 7,804 | 7,911 | 8,026 | 8,081 | (*) | (*) | 7.7 | 7.0 | 5.5 | 4.5 | 4.9 | 4.0 | 3.9 |
| 500-999 | 1,835 | 1,719 | 1,332 | 1,049 | 953 | 817 | 905 | 949 | 1,094 | 1,395 | 1,320 | 1.1 | 1.0 | 0.7 | 0.5 | 0.5 | 0.4 | 0.4 |
| 1,000 and over | 211 | 204 | 160 | 122 | 114 | 93 | 130 | 142 | 224 | 241 | 275 | 0.1 | 0.1 | 0.1 | 0.1 | 0.1 | (1) | 0.1 |
| Illinois | 195,268 | 204,239 | 213,439 | 231,312 | 214,497 | 225,601 | 237,181 | 251,872 | 264,151 | 240,681 | 255,741 | 100.0 | 100.0 | 100.0 | 100.0 | 100.0 | 100.0 | 100.0 |
| Under 10 acres | 14,009 | 13,830 | 12,738 | 14,122 | 9,066 | 8,291 | 8,171 | 10,036 | 9,075 | 4,230 | 4,308 | 7.2 | 6.8 | 6.0 | 6.1 | 4.2 | 3.7 | 3.4 |
| Under 3 (see text) | 2,662 | 1,490 | 729 | 681 | 1,054 | 297 | 626 | 845 | 1,854 | (*) | 138 | 1.4 | 0.7 | 0.3 | 0.3 | 0.5 | 0.1 | 0.3 |
| 3-9 | 11,347 | 12,340 | 12,009 | 13,441 | 8,012 | 7,994 | 7,545 | 9,191 | 7,221 | (*) | 4,170 | 5.8 | 6.0 | 5.6 | 5.8 | 3.7 | 3.5 | 3.2 |
| 10-29 | 15,685 | 16,769 | 17,171 | 19,691 | (*) | (*) | (*) | (*) | (*) | (*) | (*) | 8.0 | 8.2 | 8.0 | 8.5 | (*) | (*) | (*) |
| 10-19 | (*) | (*) | 9,626 | 11,115 | 7,773 | 8,552 | 8,539 | 10,258 | 10,560 | 6,992 | 8,299 | (*) | (*) | 4.5 | 4.8 | 3.6 | 3.8 | 3.6 |
| 20-29 | (*) | (*) | 7,545 | 8,576 | (*) | (*) | (*) | (*) | (*) | (*) | (*) | (*) | (*) | 3.5 | 3.7 | (*) | (*) | (*) |
| 20-49 | (*) | (*) | 22,478 | 25,612 | 21,654 | 25,239 | 26,989 | 33,322 | 41,180 | 38,228 | 48,594 | (*) | (*) | 10.5 | 11.1 | 10.1 | 11.2 | 11.4 |
| 30-49 | 12,281 | 13,623 | 14,933 | 17,036 | (*) | (*) | (*) | (*) | (*) | (*) | (*) | 6.3 | 6.7 | 7.0 | 7.4 | (*) | (*) | (*) |
| 50-99 | 29,088 | 31,654 | 38,291 | 44,511 | 41,678 | 47,079 | 51,920 | 57,917 | 65,851 | 68,746 | 76,080 | 14.9 | 15.5 | 17.9 | 19.2 | 19.4 | 20.9 | 21.9 |
| 100-499 | 119,908 | 124,315 | 127,201 | 133,555 | 132,075 | 134,589 | 139,645 | 138,294 | 135,172 | 119 684 | 116,562 | 61.4 | 60.9 | 59.6 | 57.7 | 61.6 | 59.7 | 58.9 |
| 100-174 | (*) | (*) | 65,626 | 72,426 | 72,347 | 77,288 | 81,459 | 80,539 | 81,338 | (*) | (*) | (*) | (*) | 30.8 | 31.3 | 33.7 | 34.2 | 34.3 |
| 100-179 | 56,711 | 60,390 | 67,566 | 74,303 | (*) | (*) | (*) | (*) | (*) | (*) | (*) | 29.0 | 29.6 | 31.7 | 32.1 | (*) | (*) | (*) |
| 175-259 | (*) | (*) | 37,354 | 38,562 | 38,124 | 38,172 | 39,155 | 38,315 | 35,579 | (*) | (*) | (*) | (*) | 17.5 | 16.7 | 17.8 | 16.9 | 16.5 |
| 180-259 | 35,544 | 36,548 | 35,614 | 36,685 | (*) | (*) | (*) | (*) | (*) | (*) | (*) | 18.2 | 17.9 | 16.7 | 15.9 | (*) | (*) | (*) |
| 260-499 | 27,653 | 27,377 | 24,021 | 22,567 | 21,604 | 19,149 | 19,031 | 19,440 | 18,255 | (*) | (*) | 14.2 | 13.4 | 11.3 | 9.8 | 10.1 | 8.5 | 8.0 |
| 500-999 | 3,889 | 3,678 | 2,839 | 2,185 | 2,061 | 1,685 | 1,733 | 1,842 | 2,051 | 2,420 | 3,249 | 2.0 | 1.8 | 1.3 | 0.9 | 1.0 | 0.7 | 0.7 |
| 1,000 and over | 408 | 370 | 266 | 212 | 190 | 166 | 184 | 203 | 282 | 383 | 649 | 0.2 | 0.2 | 0.1 | 0.1 | 0.1 | 0.1 | 0.1 |
| Michigan | 155,589 | 175,268 | 187,589 | 196,517 | 169,372 | 192,327 | 196,447 | 206,960 | 203,261 | 172,344 | 154,008 | 100.0 | 100.0 | 100.0 | 100.0 | 100.0 | 100.0 | 100.0 |
| Under 10 acres | 8,669 | 11,202 | 12,675 | 11,642 | 5,780 | 7,675 | 6,003 | 7,066 | 6,135 | 3,323 | 2,805 | 5.6 | 6.4 | 6.8 | 5.9 | 3.4 | 4.0 | 3.1 |
| Under 3 (see text) | 1,538 | 764 | 602 | 351 | 648 | 143 | 325 | 387 | 1,058 | (*) | 68 | 1.0 | 0.4 | 0.3 | 0.2 | 0.4 | 0.1 | 0.2 |
| 3-9 | 7,131 | 10,438 | 12,073 | 11,291 | 5,132 | 7,532 | 5,678 | 6,679 | 5,077 | (*) | 2,737 | 4.6 | 6.0 | 6.4 | 5.7 | 3.0 | 3.9 | 2.9 |
| 10-29 | 15,232 | 18,161 | 18,951 | 19,482 | (*) | (*) | (*) | (*) | (*) | (*) | (*) | 9.8 | 10.4 | 10.1 | 9.9 | (*) | (*) | (*) |
| 10-19 | (*) | (*) | 10,158 | 10,109 | 6,455 | 7,990 | 6,741 | 7,719 | 7,335 | 5,347 | 4,514 | (*) | (*) | 5.4 | 5.1 | 3.8 | 4.2 | 3.4 |
| 20-29 | (*) | (*) | 8,793 | 9,373 | (*) | (*) | (*) | (*) | (*) | (*) | (*) | (*) | (*) | 4.7 | 4.8 | (*) | (*) | (*) |
| 20-49 | (*) | (*) | 37,626 | 40,691 | 32,184 | 41,313 | 40,785 | 49,895 | 59,197 | 53,805 | 45,029 | (*) | (*) | 20.1 | 20.7 | 19.0 | 21.5 | 20.8 |
| 30-49 | 20,800 | 25,140 | 28,833 | 31,318 | (*) | (*) | (*) | (*) | (*) | (*) | (*) | 13.4 | 14.3 | 15.4 | 15.9 | (*) | (*) | (*) |
| 50-99 | 42,917 | 48,939 | 57,977 | 63,900 | 57,749 | 68,126 | 71,391 | 73,748 | 71,021 | 61,298 | 55,777 | 27.6 | 27.9 | 30.9 | 32.5 | 34.1 | 35.4 | 36.3 |
| 100-499 | 66,599 | 70,548 | 68,221 | 69,291 | 66,401 | 66,514 | 70,720 | 67,765 | 58,920 | 48,237 | 45,391 | 42.8 | 40.3 | 36.4 | 35.3 | 39.2 | 34.6 | 36.0 |
| 100-174 | (*) | (*) | 47,684 | 50,105 | 47,723 | 49,634 | 52,645 | 50,622 | 43,741 | (*) | (*) | (*) | (*) | 25.4 | 25.5 | 28.2 | 25.8 | 26.6 |
| 100-179 | 42,266 | 46,340 | 48,374 | 50,814 | (*) | (*) | (*) | (*) | (*) | (*) | (*) | 27.2 | 26.4 | 25.8 | 25.9 | (*) | (*) | (*) |
| 175-259 | (*) | (*) | 14,337 | 13,785 | 13,403 | 12,385 | 13,236 | 12,426 | 10,815 | (*) | (*) | (*) | (*) | 7.6 | 7.0 | 7.9 | 6.4 | 6.7 |
| 180-259 | 15,511 | 15,751 | 13,627 | 13,056 | (*) | (*) | (*) | (*) | (*) | (*) | (*) | 10.0 | 9.0 | 7.3 | 6.6 | (*) | (*) | (*) |
| 260-499 | 8,822 | 8,457 | 6,220 | 5,421 | 5,275 | 4,495 | 4,839 | 4,717 | 4,364 | (*) | (*) | 5.7 | 4.8 | 3.3 | 2.8 | 3.1 | 2.3 | 2.5 |
| 500-999 | 1,155 | 1,064 | 763 | 703 | 636 | 537 | 634 | 607 | 517 | 447 | 408 | 0.7 | 0.6 | 0.4 | 0.4 | 0.4 | 0.3 | 0.3 |
| 1,000 and over | 217 | 214 | 169 | 181 | 167 | 172 | 193 | 165 | 136 | 87 | 84 | 0.1 | 0.1 | 0.1 | 0.1 | 0.1 | 0.1 | 0.1 |
| Wisconsin | 168,561 | 177,745 | 186,735 | 199,877 | 181,767 | 193,155 | 189,295 | 177,127 | 169,795 | 146,409 | 134,322 | 100.0 | 100.0 | 100.0 | 100.0 | 100.0 | 100.0 | 100.0 |
| Under 10 acres | 5,941 | 5,690 | 6,362 | 7,902 | 4,690 | 6,798 | 5,202 | 5,764 | 5,212 | 2,664 | 2,614 | 3.5 | 3.2 | 3.4 | 4.0 | 2.6 | 3.5 | 2.7 |
| Under 3 (see text) | 1,368 | 668 | 438 | 294 | 460 | 137 | 291 | 273 | 948 | (*) | 98 | 0.8 | 0.4 | 0.2 | 0.1 | 0.3 | 0.1 | 0.2 |
| 3-9 | 4,573 | 5,022 | 5,924 | 7,608 | 4,230 | 6,661 | 4,911 | 5,491 | 4,264 | (*) | 2,516 | 2.7 | 2.8 | 3.2 | 3.8 | 2.3 | 3.4 | 2.6 |
| 10-29 | 6,876 | 7,204 | 8,185 | 10,065 | (*) | (*) | (*) | (*) | (*) | (*) | (*) | 4.1 | 4.1 | 4.4 | 5.0 | (*) | (*) | (*) |
| 10-19 | (*) | (*) | 4,548 | 5,578 | 4,063 | 5,178 | 4,652 | 4,883 | 4,316 | 3,202 | 3,200 | (*) | (*) | 2.4 | 2.8 | 2.2 | 2.7 | 2.5 |
| 20-29 | (*) | (*) | 3,637 | 4,487 | (*) | (*) | (*) | (*) | (*) | (*) | (*) | (*) | (*) | 1.9 | 2.2 | (*) | (*) | (*) |
| 20-49 | (*) | (*) | 20,523 | 24,801 | 20,470 | 25,950 | 24,814 | 23,480 | 25,479 | 23,974 | 22,718 | (*) | (*) | 11.0 | 12.4 | 11.3 | 13.4 | 13.1 |
| 30-49 | 11,067 | 13,063 | 16,886 | 20,314 | (*) | (*) | (*) | (*) | (*) | (*) | (*) | 6.6 | 7.3 | 9.0 | 10.2 | (*) | (*) | (*) |
| 50-99 | 42,177 | 47,880 | 55,507 | 60,401 | 57,376 | 62,401 | 60,725 | 54,007 | 52,590 | 48,221 | 44,719 | 25.0 | 26.9 | 29.7 | 30.2 | 31.6 | 32.3 | 32.1 |
| 100-499 | 100,717 | 102,304 | 98,655 | 100,134 | 94,191 | 91,943 | 92,843 | 87,906 | 81,062 | 67,425 | 60,296 | 59.8 | 57.6 | 52.8 | 50.1 | 51.8 | 47.6 | 49.0 |
| 100-174 | (*) | (*) | 65,678 | 67,442 | 64,102 | 63,813 | 63,653 | 58,439 | 54,232 | (*) | (*) | (*) | (*) | 35.2 | 33.7 | 35.3 | 33.0 | 33.6 |
| 100-179 | 63,173 | 65,882 | 66,749 | 68,543 | (*) | (*) | (*) | (*) | (*) | (*) | (*) | 37.5 | 37.1 | 35.7 | 34.3 | (*) | (*) | (*) |
| 175-259 | (*) | (*) | 22,833 | 22,900 | 21,174 | 19,937 | 20,513 | 20,198 | 18,171 | (*) | (*) | (*) | (*) | 12.2 | 11.5 | 11.6 | 10.3 | 10.6 |
| 180-259 | 24,458 | 24,088 | 21,762 | 21,799 | (*) | (*) | (*) | (*) | (*) | (*) | (*) | 14.5 | 13.6 | 11.7 | 10.9 | (*) | (*) | (*) |
| 260-499 | 13,086 | 12,334 | 10,144 | 9,792 | 8,915 | 8,193 | 8,677 | 9,271 | 8,659 | (*) | (*) | 7.8 | 6.9 | 5.4 | 4.9 | 4.9 | 4.2 | 4.6 |
| 500-999 | 1,588 | 1,415 | 995 | 930 | 860 | 769 | 912 | 966 | 991 | 814 | 666 | 0.9 | 0.8 | 0.5 | 0.5 | 0.5 | 0.4 | 0.5 |
| 1,000 and over | 195 | 189 | 145 | 131 | 117 | 116 | 147 | 141 | 145 | 109 | 109 | 0.1 | 0.1 | 0.1 | 0.1 | 0.1 | 0.1 | 0.1 |
| THE NORTH—WEST NORTH CENTRAL | | | | | | | | | | | | | | | | | | |
| Minnesota | 179,101 | 188,952 | 197,351 | 203,302 | 185,255 | 188,231 | 178,478 | 156,137 | 154,659 | 116,851 | 92,386 | 100.0 | 100.0 | 100.0 | 100.0 | 100.0 | 100.0 | 100.0 |
| Under 10 acres | 6,045 | 7,349 | 6,695 | 7,205 | 4,399 | 5,370 | 3,140 | 2,849 | 2,549 | 812 | 640 | 3.4 | 3.9 | 3.4 | 3.5 | 2.4 | 2.9 | 1.8 |
| Under 3 (see text) | 1,444 | 1,173 | 444 | 325 | 493 | 205 | 340 | 294 | 555 | (*) | 36 | 0.8 | 0.6 | 0.2 | 0.2 | 0.3 | 0.1 | 0.2 |
| 3-9 | 4,601 | 6,176 | 6,251 | 6,880 | 3,906 | 5,165 | 2,800 | 2,555 | 1,994 | (*) | 604 | 2.6 | 3.3 | 3.2 | 3.4 | 2.1 | 2.7 | 1.6 |
| 10-29 | 6,398 | 7,605 | 8,520 | 9,392 | (*) | (*) | (*) | (*) | (*) | (*) | (*) | 3.6 | 4.0 | 4.3 | 4.6 | (*) | (*) | (*) |
| 10-19 | (*) | (*) | 4,971 | 5,450 | 3,764 | 4,269 | 3,020 | 2,770 | 2,254 | 1,210 | 952 | (*) | (*) | 2.5 | 2.7 | 2.0 | 2.3 | 1.7 |
| 20-29 | (*) | (*) | 3,549 | 3,942 | (*) | (*) | (*) | (*) | (*) | (*) | (*) | (*) | (*) | 1.8 | 1.9 | (*) | (*) | (*) |
| 20-49 | (*) | (*) | 18,355 | 19,308 | 14,986 | 17,241 | 14,111 | 12,028 | 13,278 | 9,742 | 8,003 | (*) | (*) | 9.3 | 9.5 | 8.1 | 9.2 | 7.9 |
| 30-49 | 8,634 | 11,220 | 14,806 | 15,364 | (*) | (*) | (*) | (*) | (*) | (*) | (*) | 4.8 | 5.9 | 7.5 | 7.6 | (*) | (*) | (*) |
| 50-99 | 26,077 | 29,479 | 35,580 | 36,843 | 33,150 | 35,167 | 32,743 | 26,571 | 30,990 | 26,163 | 25,530 | 14.6 | 15.6 | 18.0 | 18.1 | 17.9 | 18.7 | 18.3 |
| 100-499 | 126,889 | 128,520 | 127,580 | 130,734 | 125,643 | 123,409 | 122,146 | 108,260 | 102,258 | 77,048 | 56,375 | 70.8 | 68.0 | 64.6 | 64.3 | 67.8 | 65.6 | 68.4 |
| 100-174 | (*) | (*) | 87,386 | 89,440 | 86,696 | 87,949 | 85,793 | 55,424 | 56,785 | (*) | (*) | (*) | (*) | 34.1 | 34.2 | 36.0 | 36.1 | 36.9 |
| 100-179 | 62,598 | 64,773 | 68,483 | 70,596 | (*) | (*) | (*) | (*) | (*) | (*) | (*) | 35.0 | 34.3 | 34.7 | 34.7 | (*) | (*) | (*) |
| 175-259 | (*) | (*) | 33,118 | 34,338 | 33,064 | 31,396 | 31,106 | 27,972 | 24,933 | (*) | (*) | (*) | (*) | 16.8 | 16.9 | 17.8 | 16.7 | 17.4 |
| 180-259 | 34,762 | 34,397 | 32,019 | 33,180 | (*) | (*) | (*) | (*) | (*) | (*) | (*) | 19.4 | 18.2 | 16.2 | 16.3 | (*) | (*) | (*) |
| 260-499 | 29,529 | 29,350 | 27,078 | 26,958 | 25,881 | 24,064 | 25,245 | 24,864 | 20,540 | (*) | (*) | 16.5 | 15.5 | 13.7 | 13.3 | 14.0 | 12.8 | 14.1 |
| 500-999 | 4,468 | 4,277 | 3,743 | 3,455 | 3,100 | 2,577 | 3,046 | 3,359 | 2,965 | 1,594 | 741 | 2.5 | 2.3 | 1.9 | 1.7 | 1.7 | 1.4 | 1.7 |
| 1,000 and over | 590 | 502 | 427 | 309 | 233 | 198 | 272 | 300 | 365 | 282 | 145 | 0.3 | 0.3 | 0.2 | 0.2 | 0.1 | 0.1 | 0.2 |

See footnotes at end of table.

## Table 12.—NUMBER OF FARMS BY SIZE OF FARM, BY REGIONS AND STATES: 1880 TO 1950—Continued

[Data in reverse italics indicate size-of-farm groups shown for earlier censuses which do not represent subdivisions or consolidations of the 1950 classification. Data for 1950 are based on reports for only a sample of farms. See text]

| Region, State, and size group | Number of farms | | | | | | | | | | | Percent distribution | | | | | | |
|---|---|---|---|---|---|---|---|---|---|---|---|---|---|---|---|---|---|---|
| | 1950 | 1945 | 1940 | 1935 | 1930 | 1925 | 1920 | 1910 | 1900 | 1890 | 1880 | 1950 | 1945 | 1940 | 1935 | 1930 | 1925 | 1920 |
| THE NORTH—WEST NORTH CENTRAL—Continued | | | | | | | | | | | | | | | | | | |
| Iowa | 203,159 | 208,934 | 213,318 | 221,986 | 214,928 | 213,490 | 213,439 | 217,044 | 228,622 | 201,903 | 185,351 | 100.0 | 100.0 | 100.0 | 100.0 | 100.0 | 100.0 | 100.0 |
| Under 10 acres | 9,956 | 10,664 | 10,428 | 11,701 | 9,469 | 7,570 | 6,222 | 7,687 | 5,731 | 2,321 | 2,185 | 4.9 | 5.1 | 4.9 | 5.3 | 4.4 | 3.5 | 2.9 |
| Under 3 (see text) | 1,963 | 993 | 612 | 495 | 1,187 | 112 | 477 | 392 | 975 | (*) | 122 | 1.0 | 0.5 | 0.3 | 0.2 | 0.6 | 0.1 | 0.2 |
| 3-9 | 7,993 | 9,671 | 9,816 | 11,206 | 8,282 | 7,458 | 5,745 | 7,295 | 4,756 | (*) | 2,063 | 3.9 | 4.6 | 4.6 | 5.0 | 3.9 | 3.5 | 2.7 |
| 10-29 | 9,063 | 9,589 | 9,948 | 11,596 | (*) | (*) | (*) | (*) | (*) | (*) | (*) | 4.5 | 4.6 | 4.7 | 5.2 | (*) | (*) | (*) |
| 10-19 | (*) | (*) | 6,194 | 7,111 | 6,053 | 5,555 | 5,299 | 6,037 | 5,917 | 3,230 | 3,334 | (*) | (*) | 2.9 | 3.2 | 2.8 | 2.6 | 2.5 |
| 20-29 | (*) | (*) | 3,754 | 4,485 | (*) | (*) | (*) | (*) | (*) | (*) | (*) | (*) | (*) | 1.8 | 2.0 | (*) | (*) | (*) |
| 30-49 | (*) | (*) | 12,003 | 13,813 | 12,178 | 12,593 | 13,117 | 15,678 | 21,475 | 18,418 | 23,488 | (*) | (*) | 5.6 | 6.2 | 5.7 | 5.9 | 6.1 |
| 30-49 | 7,245 | 7,585 | 8,249 | 9,328 | (*) | (*) | (*) | (*) | (*) | (*) | (*) | 3.6 | 3.6 | 3.9 | 4.2 | (*) | (*) | (*) |
| 50-99 | 25,925 | 28,080 | 32,146 | 34,265 | 32,209 | 34,528 | 35,959 | 38,712 | 49,665 | 53,345 | 58,519 | 12.8 | 13.4 | 15.1 | 15.4 | 15.0 | 16.2 | 16.8 |
| 100-499 | 147,877 | 150,142 | 149,964 | 152,878 | 152,883 | 151,351 | 150,828 | 146,286 | 142,676 | 121,003 | 95,163 | 72.8 | 71.9 | 70.3 | 68.9 | 71.1 | 70.9 | 70.7 |
| 100-174 | (*) | (*) | 92,393 | 94,911 | 94,722 | 96,373 | 95,549 | 90,121 | 79,923 | (*) | (*) | (*) | (*) | 38.6 | 38.3 | 39.4 | 40.5 | 40.1 |
| 100-179 | 77,486 | 80,342 | 83,821 | 86,526 | (*) | (*) | (*) | (*) | (*) | (*) | (*) | 38.1 | 38.5 | 39.3 | 39.0 | (*) | (*) | (*) |
| 175-259 | (*) | (*) | 41,452 | 42,342 | 42,615 | 41,475 | 41,414 | 40,304 | 38,144 | (*) | (*) | (*) | (*) | 19.4 | 19.1 | 19.8 | 19.4 | 19.4 |
| 180-259 | 42,261 | 42,317 | 40,024 | 40,733 | (*) | (*) | (*) | (*) | (*) | (*) | (*) | 20.8 | 20.3 | 18.8 | 18.3 | (*) | (*) | (*) |
| 260-499 | 28,110 | 27,483 | 26,119 | 25,619 | 25,546 | 23,503 | 23,865 | 25,861 | 24,609 | (*) | (*) | 13.8 | 13.2 | 12.2 | 11.5 | 11.9 | 11.0 | 11.2 |
| 500-999 | 2,839 | 2,655 | 2,382 | 2,047 | 2,002 | 1,789 | 1,877 | 2,430 | 2,818 | 3,158 | 2,298 | 1.4 | 1.3 | 1.1 | 0.9 | 0.9 | 0.8 | 0.9 |
| 1,000 and over | 254 | 219 | 201 | 151 | 134 | 104 | 137 | 214 | 340 | 428 | 364 | 0.1 | 0.1 | 0.1 | 0.1 | 0.1 | (1) | 0.1 |
| Missouri | 230,045 | 242,934 | 256,100 | 278,454 | 255,940 | 260,473 | 263,004 | 277,244 | 284,886 | 238,043 | 215,575 | 100.0 | 100.0 | 100.0 | 100.0 | 100.0 | 100.0 | 100.0 |
| Under 10 acres | 13,254 | 14,908 | 14,811 | 16,126 | 11,013 | 9,734 | 7,764 | 9,016 | 7,802 | 3,065 | 3,582 | 5.8 | 6.1 | 5.8 | 5.8 | 4.3 | 3.7 | 3.0 |
| Under 3 (see text) | 1,893 | 1,188 | 412 | 265 | 1,077 | 167 | 580 | 455 | 1,469 | (*) | 122 | 0.8 | 0.5 | 0.2 | 0.1 | 0.4 | 0.1 | 0.2 |
| 3-9 | 11,361 | 13,720 | 14,399 | 15,861 | 9,936 | 9,567 | 7,184 | 8,561 | 6,333 | (*) | 3,460 | 4.9 | 5.6 | 5.6 | 5.7 | 3.9 | 3.7 | 2.7 |
| 10-29 | 20,340 | 22,275 | 22,621 | 27,201 | (*) | (*) | (*) | (*) | (*) | (*) | (*) | 8.8 | 9.2 | 8.8 | 9.8 | (*) | (*) | (*) |
| 10-19 | (*) | (*) | 12,440 | 14,696 | 11,090 | 11,214 | 8,877 | 10,740 | 11,286 | 7,167 | 8,647 | (*) | (*) | 4.9 | 5.3 | 4.3 | 4.3 | 3.4 |
| 20-29 | (*) | (*) | 10,181 | 12,505 | (*) | (*) | (*) | (*) | (*) | (*) | (*) | (*) | (*) | 4.0 | 4.5 | (*) | (*) | (*) |
| 30-49 | (*) | (*) | 39,550 | 48,293 | 39,787 | 44,490 | 41,116 | 47,398 | 56,931 | 44,981 | 43,736 | (*) | (*) | 15.4 | 16.8 | 15.5 | 17.1 | 15.6 |
| 30-49 | 23,200 | 26,098 | 29,369 | 33,788 | (*) | (*) | (*) | (*) | (*) | (*) | (*) | 10.1 | 10.7 | 11.5 | 12.1 | (*) | (*) | (*) |
| 50-99 | 46,556 | 49,988 | 57,453 | 64,629 | 60,119 | 64,905 | 67,446 | 74,178 | 78,933 | 64,604 | 58,030 | 20.2 | 20.6 | 22.4 | 23.2 | 23.5 | 24.9 | 25.6 |
| 100-499 | 119,260 | 122,719 | 126,217 | 132,213 | 129,588 | 126,420 | 133,468 | 131,941 | 126,072 | 114,053 | 97,359 | 51.8 | 50.5 | 49.3 | 47.5 | 50.6 | 48.5 | 50.7 |
| 100-174 | (*) | (*) | 69,183 | 75,787 | 74,138 | 75,481 | 79,507 | 80,020 | 78,941 | (*) | (*) | (*) | (*) | 27.0 | 27.2 | 29.0 | 29.0 | 30.2 |
| 100-179 | 60,039 | 64,157 | 70,858 | 77,745 | (*) | (*) | (*) | (*) | (*) | (*) | (*) | 26.1 | 26.4 | 27.7 | 27.9 | (*) | (*) | (*) |
| 175-259 | (*) | (*) | 33,065 | 34,273 | 33,792 | 31,715 | 33,291 | 32,109 | 29,044 | (*) | (*) | (*) | (*) | 12.9 | 12.3 | 13.2 | 12.2 | 12.7 |
| 180-259 | 31,742 | 31,905 | 31,370 | 32,315 | (*) | (*) | (*) | (*) | (*) | (*) | (*) | 13.8 | 13.1 | 12.2 | 11.6 | (*) | (*) | (*) |
| 260-499 | 27,479 | 26,657 | 23,989 | 22,153 | 21,658 | 19,224 | 20,670 | 19,812 | 18,117 | (*) | (*) | 11.9 | 11.0 | 9.4 | 8.0 | 8.5 | 7.4 | 7.9 |
| 500-999 | 6,283 | 5,935 | 4,806 | 3,872 | 3,760 | 3,184 | 3,684 | 3,427 | 3,268 | 3,560 | 3,536 | 2.7 | 2.4 | 1.9 | 1.4 | 1.5 | 1.2 | 1.4 |
| 1,000 and over | 1,152 | 1,011 | 823 | 625 | 583 | 526 | 649 | 544 | 594 | 613 | 685 | 0.5 | 0.4 | 0.3 | 0.2 | 0.2 | 0.2 | 0.2 |
| North Dakota[2] | 65,401 | 69,520 | 73,962 | 84,606 | 77,975 | 75,970 | 77,690 | 74,360 | 45,332 | 27,611 | 3,790 | 100.0 | 100.0 | 100.0 | 100.0 | 100.0 | 100.0 | 100.0 |
| Under 10 acres | 592 | 747 | 675 | 1,260 | 385 | 323 | 151 | 136 | 407 | 14 | 3 | 0.9 | 1.1 | 0.9 | 1.5 | 0.5 | 0.4 | 0.2 |
| Under 3 (see text) | 131 | 220 | 92 | 369 | 87 | 33 | 30 | 54 | 154 | (*) | ..... | 0.2 | 0.3 | 0.1 | 0.4 | 0.1 | (1) | (1) |
| 3-9 | 461 | 527 | 583 | 891 | 298 | 290 | 121 | 82 | 253 | (*) | 3 | 0.7 | 0.8 | 0.8 | 1.1 | 0.4 | 0.4 | 0.2 |
| 10-29 | 619 | 670 | 820 | 1,094 | (*) | (*) | (*) | (*) | (*) | (*) | (*) | 0.9 | 1.0 | 1.1 | 1.3 | (*) | (*) | (*) |
| 10-19 | (*) | (*) | 491 | 675 | 318 | 251 | 163 | 93 | 384 | 11 | 8 | (*) | (*) | 0.7 | 0.8 | 0.4 | 0.3 | 0.2 |
| 20-29 | (*) | (*) | 329 | 419 | (*) | (*) | (*) | (*) | (*) | (*) | (*) | (*) | (*) | 0.4 | 0.5 | (*) | (*) | (*) |
| 30-49 | (*) | (*) | 1,047 | 1,418 | 928 | 676 | 505 | 480 | 565 | 117 | 20 | (*) | (*) | 1.4 | 1.7 | 1.1 | 0.9 | 0.7 |
| 30-49 | 461 | 583 | 718 | 999 | (*) | (*) | (*) | (*) | (*) | (*) | (*) | 0.7 | 0.8 | 1.0 | 1.2 | (*) | (*) | (*) |
| 50-99 | 919 | 1,019 | 1,447 | 1,855 | 1,351 | 1,135 | 917 | 1,207 | 716 | 508 | 110 | 1.4 | 1.5 | 2.0 | 2.2 | 1.7 | 1.5 | 1.2 |
| 100-499 | 31,949 | 36,522 | 44,526 | 54,257 | 48,596 | 52,049 | 53,568 | 57,396 | 36,810 | 25,192 | 3,493 | 48.9 | 52.5 | 60.2 | 64.1 | 62.3 | 68.5 | 69.0 |
| 100-174 | (*) | (*) | 10,328 | 13,499 | 9,841 | 11,144 | 11,490 | 23,003 | 18,471 | (*) | (*) | (*) | (*) | 14.0 | 16.0 | 12.4 | 14.7 | 14.8 |
| 100-179 | 5,338 | 6,654 | 10,415 | 13,572 | (*) | (*) | (*) | (*) | (*) | (*) | (*) | 8.2 | 9.6 | 14.1 | 16.0 | (*) | (*) | (*) |
| 175-259 | (*) | (*) | 4,578 | 5,625 | 5,505 | 5,812 | 5,569 | 5,345 | 2,526 | (*) | (*) | (*) | (*) | 6.2 | 6.6 | 7.1 | 7.6 | 7.2 |
| 180-259 | 3,295 | 3,670 | 4,491 | 5,552 | (*) | (*) | (*) | (*) | (*) | (*) | (*) | 5.0 | 5.3 | 6.1 | 6.6 | (*) | (*) | (*) |
| 260-499 | 23,316 | 26,198 | 29,620 | 35,133 | 33,450 | 35,093 | 36,489 | 29,048 | 15,813 | (*) | (*) | 35.7 | 37.7 | 40.0 | 41.5 | 42.9 | 46.2 | 47.0 |
| 500-999 | 22,086 | 22,004 | 19,371 | 19,891 | 21,066 | 17,983 | 18,442 | 12,662 | 5,114 | 1,380 | 102 | 33.8 | 31.7 | 26.2 | 23.5 | 27.0 | 23.7 | 23.7 |
| 1,000 and over | 8,775 | 7,975 | 6,405 | 5,250 | 5,433 | 3,553 | 3,944 | 2,416 | 1,346 | 389 | 54 | 13.4 | 11.5 | 8.7 | 6.2 | 7.0 | 4.7 | 5.1 |
| South Dakota[2] | 66,452 | 68,705 | 72,454 | 83,303 | 83,157 | 79,537 | 74,637 | 77,644 | 52,622 | 50,158 | 13,645 | 100.0 | 100.0 | 100.0 | 100.0 | 100.0 | 100.0 | 100.0 |
| Under 10 acres | 1,404 | 1,299 | 1,269 | 1,823 | 976 | 770 | 425 | 440 | 539 | 39 | 39 | 2.1 | 1.9 | 1.8 | 2.2 | 1.2 | 1.0 | 0.6 |
| Under 3 (see text) | 340 | 310 | 130 | 406 | 189 | 63 | 64 | 99 | 308 | (*) | 6 | 0.5 | 0.5 | 0.2 | 0.5 | 0.2 | 0.1 | 0.1 |
| 3-9 | 1,064 | 989 | 1,139 | 1,417 | 787 | 707 | 361 | 341 | 231 | (*) | 33 | 1.6 | 1.4 | 1.6 | 1.7 | 0.9 | 0.9 | 0.5 |
| 10-29 | 1,190 | 1,199 | 1,220 | 1,369 | (*) | (*) | (*) | (*) | (*) | (*) | (*) | 1.8 | 1.7 | 1.7 | 1.6 | (*) | (*) | (*) |
| 10-19 | (*) | (*) | 745 | 857 | 650 | 564 | 341 | 368 | 268 | 62 | 55 | (*) | (*) | 1.0 | 1.0 | 0.8 | 0.7 | 0.5 |
| 20-29 | (*) | (*) | 475 | 512 | (*) | (*) | (*) | (*) | (*) | (*) | (*) | (*) | (*) | 0.7 | 0.6 | (*) | (*) | (*) |
| 30-49 | (*) | (*) | 1,859 | 1,788 | 1,537 | 1,397 | 993 | 1,121 | 987 | 557 | 190 | (*) | (*) | 2.3 | 2.1 | 1.8 | 1.8 | 1.3 |
| 30-49 | 931 | 950 | 1,184 | 1,276 | (*) | (*) | (*) | (*) | (*) | (*) | (*) | 1.4 | 1.4 | 1.6 | 1.5 | (*) | (*) | (*) |
| 50-99 | 2,219 | 2,157 | 2,670 | 3,140 | 3,038 | 3,119 | 2,381 | 2,406 | 2,214 | 1,769 | 437 | 3.3 | 3.1 | 3.7 | 3.8 | 3.7 | 3.9 | 3.2 |
| 100-499 | 40,236 | 42,805 | 47,576 | 58,281 | 58,332 | 58,307 | 53,806 | 61,437 | 39,519 | 46,043 | 12,760 | 60.5 | 62.3 | 65.7 | 70.0 | 70.1 | 73.3 | 72.1 |
| 100-174 | (*) | (*) | 15,237 | 19,819 | 18,034 | 18,715 | 18,463 | 28,396 | 16,144 | (*) | (*) | (*) | (*) | 21.0 | 23.8 | 21.7 | 23.5 | 22.1 |
| 100-179 | 10,410 | 11,572 | 15,416 | 20,033 | (*) | (*) | (*) | (*) | (*) | (*) | (*) | 15.7 | 16.8 | 21.3 | 24.0 | (*) | (*) | (*) |
| 175-259 | (*) | (*) | 8,189 | 9,784 | 10,739 | 10,816 | 9,578 | 8,230 | 5,504 | (*) | (*) | (*) | (*) | 11.3 | 11.7 | 12.9 | 13.6 | 12.8 |
| 180-259 | 7,988 | 7,990 | 7,990 | 9,570 | (*) | (*) | (*) | (*) | (*) | (*) | (*) | 12.0 | 11.6 | 11.0 | 11.5 | (*) | (*) | (*) |
| 260-499 | 21,838 | 23,243 | 24,170 | 28,678 | 29,559 | 28,776 | 27,767 | 24,811 | 17,871 | (*) | (*) | 32.9 | 33.8 | 33.4 | 34.4 | 35.5 | 36.2 | 37.2 |
| 500-999 | 11,705 | 11,997 | 11,380 | 11,864 | 13,401 | 11,549 | 11,641 | 9,698 | 7,074 | 1,501 | 144 | 17.6 | 17.5 | 15.7 | 14.2 | 16.1 | 14.5 | 15.6 |
| 1,000 and over | 8,767 | 8,298 | 7,155 | 5,550 | 5,223 | 3,831 | 5,050 | 2,174 | 2,041 | 187 | 20 | 13.2 | 12.1 | 9.9 | 6.7 | 6.3 | 4.8 | 6.8 |
| Nebraska | 107,183 | 111,756 | 121,062 | 133,616 | 129,458 | 127,734 | 124,417 | 129,678 | 121,525 | 113,608 | 63,387 | 100.0 | 100.0 | 100.0 | 100.0 | 100.0 | 100.0 | 100.0 |
| Under 10 acres | 4,630 | 4,602 | 4,327 | 5,301 | 3,740 | 2,931 | 1,783 | 2,427 | 1,872 | 451 | 400 | 4.3 | 4.1 | 3.6 | 4.0 | 2.9 | 2.3 | 1.4 |
| Under 3 (see text) | 1,119 | 740 | 353 | 262 | 505 | 170 | 139 | 129 | 530 | (*) | 45 | 1.0 | 0.7 | 0.3 | 0.2 | 0.4 | 0.1 | 0.1 |
| 3-9 | 3,511 | 3,862 | 3,974 | 5,039 | 3,235 | 2,761 | 1,644 | 2,298 | 1,342 | (*) | 355 | 3.3 | 3.5 | 3.3 | 3.8 | 2.5 | 2.2 | 1.3 |
| 10-29 | 3,408 | 3,737 | 3,856 | 4,804 | (*) | (*) | (*) | (*) | (*) | (*) | 708 | (*) | (*) | 2.0 | 2.3 | 1.8 | 1.6 | 1.3 |
| 10-19 | (*) | (*) | 2,440 | 3,047 | 2,299 | 2,100 | 1,578 | 1,931 | 1,635 | 515 | (*) | (*) | (*) | 1.2 | 1.3 | (*) | (*) | (*) |
| 20-29 | (*) | (*) | 1,416 | 1,757 | (*) | (*) | (*) | (*) | (*) | (*) | (*) | (*) | (*) | 3.3 | 3.8 | 3.2 | 3.2 | 3.0 |
| 30-49 | (*) | (*) | 3,953 | 4,806 | 4,191 | 4,127 | 3,701 | 4,553 | 5,243 | 3,071 | 3,301 | (*) | (*) | 2.1 | 2.3 | (*) | (*) | (*) |
| 30-49 | 2,219 | 2,250 | 2,537 | 3,049 | (*) | (*) | (*) | (*) | (*) | (*) | (*) | 6.4 | 6.3 | 7.7 | 8.1 | 7.8 | 8.6 | 9.0 |
| 50-99 | 6,815 | 7,069 | 9,308 | 10,767 | 10,118 | 10,977 | 11,163 | 12,618 | 17,979 | 19,921 | 16,652 | 67.4 | 68.1 | 69.2 | 69.5 | 71.7 | 72.6 | 72.8 |
| 100-499 | 72,276 | 76,079 | 83,767 | 92,881 | 92,876 | 92,730 | 90,534 | 91,149 | 86,380 | 86,805 | 41,542 | (*) | (*) | 29.8 | 31.2 | 32.2 | 34.8 | 34.7 |
| 100-174 | (*) | (*) | 38,102 | 43,772 | 41,731 | 44,199 | 43,157 | 43,918 | 48,109 | (*) | (*) | 24.4 | 25.3 | 30.2 | 31.7 | (*) | (*) | (*) |
| 100-179 | 26,200 | 28,316 | 36,576 | 42,304 | (*) | (*) | (*) | (*) | (*) | (*) | (*) | (*) | (*) | 18.3 | 18.9 | 17.8 | 17.2 | 17.3 |
| 175-259 | (*) | (*) | 19,756 | 22,543 | 23,010 | 22,031 | 21,493 | 20,743 | 17,855 | (*) | (*) | 17.9 | 17.6 | 15.9 | 16.4 | (*) | (*) | (*) |
| 180-259 | 19,167 | 19,680 | 19,282 | 21,961 | (*) | (*) | (*) | (*) | (*) | (*) | (*) | 25.1 | 25.1 | 23.1 | 21.4 | 21.7 | 20.7 | 20.8 |
| 260-499 | 26,909 | 28,083 | 27,909 | 28,616 | 28,135 | 26,500 | 25,884 | 26,490 | 22,416 | (*) | (*) | 9.8 | 9.7 | 8.7 | 7.8 | 7.9 | 7.4 | 7.8 |
| 500-999 | 10,539 | 10,805 | 10,570 | 10,490 | 10,260 | 9,489 | 9,744 | 13,128 | 6,052 | 2,315 | 666 | 6.8 | 6.5 | 5.5 | 4.7 | 4.8 | 4.2 | 4.8 |
| 1,000 and over | 7,296 | 7,214 | 6,697 | 6,324 | 5,974 | 5,380 | 5,914 | 3,867 | 2,364 | 530 | 118 | | | | | | | |

See footnotes at end of table.

## Table 12.—NUMBER OF FARMS BY SIZE OF FARM, BY REGIONS AND STATES: 1880 TO 1950—Continued

[Data in reverse italics indicate size-of-farm groups shown for earlier censuses which do not represent subdivisions or consolidations of the 1950 classification. Data for 1950 are based on reports for only a sample of farms. See text]

| Region, State and size group | Number of farms | | | | | | | | | | | Percent distribution | | | | | | |
|---|---|---|---|---|---|---|---|---|---|---|---|---|---|---|---|---|---|---|
| | 1950 | 1945 | 1940 | 1935 | 1930 | 1925 | 1920 | 1910 | 1900 | 1890 | 1880 | 1950 | 1945 | 1940 | 1935 | 1930 | 1925 | 1920 |
| THE NORTHWEST NORTH CENTRAL—Continued | | | | | | | | | | | | | | | | | | |
| **Kansas** | 131,394 | 141,192 | 156,327 | 174,589 | 166,042 | 165,879 | 165,286 | 177,841 | 173,098 | 166,617 | 138,561 | 100.0 | 100.0 | 100.0 | 100.0 | 100.0 | 100.0 | 100.0 |
| Under 10 acres | 7,861 | 8,419 | 7,564 | 9,531 | 6,728 | 5,343 | 4,042 | 4,441 | 3,598 | 1,296 | 1,059 | 6.0 | 6.0 | 4.8 | 5.5 | 4.1 | 3.2 | 2.4 |
| Under 3 (see text) | 1,814 | 1,053 | 406 | 351 | 1,145 | 88 | 313 | 220 | 690 | (*) | 62 | 1.4 | 0.7 | 0.3 | 0.2 | 0.7 | (1) | 0.2 |
| 3-9 | 6,047 | 7,366 | 7,158 | 9,180 | 5,583 | 5,255 | 3,729 | 4,221 | 2,908 | (*) | 997 | 4.6 | 5.2 | 4.6 | 5.3 | 3.4 | 3.2 | 2.3 |
| 10-29 | 6,315 | 7,230 | 7,577 | 9,234 | (*) | (*) | (*) | (*) | (*) | (*) | (*) | 4.8 | 5.1 | 4.8 | 5.3 | (*) | (*) | (*) |
| 10-19 | (*) | (*) | 4,590 | 5,558 | 4,276 | 3,996 | 3,288 | 3,601 | 3,408 | 1,603 | 1,658 | (*) | (*) | 2.9 | 3.2 | 2.6 | 2.4 | 2.0 |
| 20-29 | (*) | (*) | 2,987 | 3,676 | (*) | (*) | (*) | (*) | (*) | (*) | (*) | (*) | (*) | 1.9 | 2.1 | (*) | (*) | (*) |
| 20-49 | (*) | (*) | 8,924 | 11,060 | 9,264 | 9,303 | 8,277 | 10,738 | 12,269 | 9,166 | 9,539 | (*) | (*) | 5.7 | 6.3 | 5.6 | 5.6 | 5.0 |
| 30-49 | 4,693 | 5,044 | 5,937 | 7,384 | (*) | (*) | (*) | (*) | (*) | (*) | (*) | 3.6 | 3.6 | 3.8 | 4.2 | (*) | (*) | (*) |
| 50-99 | 11,973 | 13,254 | 17,394 | 21,174 | 19,226 | 20,786 | 20,287 | 26,151 | 32,103 | 34,782 | 31,078 | 9.1 | 9.4 | 11.1 | 12.1 | 11.6 | 12.5 | 12.3 |
| 100-499 | 75,437 | 83,749 | 96,184 | 107,147 | 106,786 | 110,468 | 113,091 | 119,075 | 109,266 | 114,881 | 93,823 | 57.4 | 59.3 | 61.5 | 61.4 | 64.3 | 66.6 | 68.4 |
| 100-174 | (*) | (*) | 37,877 | 44,402 | 42,920 | 47,338 | 49,044 | 57,789 | 58,421 | (*) | (*) | (*) | (*) | 24.1 | 25.4 | 25.8 | 28.5 | 29.7 |
| 100-179 | 23,958 | 29,305 | 38,396 | 45,300 | (*) | (*) | (*) | (*) | (*) | (*) | (*) | 18.2 | 20.8 | 24.6 | 25.9 | (*) | (*) | (*) |
| 175-259 | (*) | (*) | 22,209 | 24,955 | 25,481 | 25,959 | 28,543 | 28,590 | 22,883 | (*) | (*) | (*) | (*) | 14.2 | 14.3 | 15.3 | 15.8 | 16.1 |
| 180-259 | 17,605 | 19,246 | 21,490 | 24,057 | (*) | (*) | (*) | (*) | (*) | (*) | (*) | 13.4 | 13.6 | 13.7 | 13.8 | (*) | (*) | (*) |
| 260-499 | 33,874 | 35,198 | 36,298 | 37,790 | 38,385 | 37,171 | 37,504 | 34,696 | 28,182 | (*) | (*) | 25.8 | 24.9 | 23.2 | 21.6 | 23.1 | 22.4 | 22.7 |
| 500-999 | 17,456 | 16,663 | 15,635 | 15,025 | 15,055 | 12,269 | 12,127 | 10,475 | 8,895 | 3,831 | 1,169 | 13.3 | 11.8 | 10.0 | 8.6 | 9.1 | 7.4 | 7.3 |
| 1,000 and over | 7,659 | 6,833 | 6,036 | 5,094 | 4,707 | 3,714 | 4,174 | 3,360 | 3,559 | 1,056 | 235 | 5.8 | 4.8 | 3.9 | 2.9 | 2.8 | 2.2 | 2.5 |
| THE SOUTH—SOUTH ATLANTIC | | | | | | | | | | | | | | | | | | |
| **Delaware** | 7,448 | 9,296 | 8,994 | 10,381 | 9,707 | 10,257 | 10,140 | 10,836 | 9,687 | 9,381 | 8,749 | 100.0 | 100.0 | 100.0 | 100.0 | 100.0 | 100.0 | 100.0 |
| Under 10 acres | 873 | 1,281 | 787 | 903 | 597 | 693 | 503 | 704 | 330 | 423 | 315 | 11.7 | 13.8 | 8.8 | 8.7 | 6.2 | 6.8 | 5.0 |
| Under 3 (see text) | 246 | 362 | 115 | 64 | 39 | 5 | 22 | 32 | 38 | (*) | 4 | 3.3 | 3.9 | 1.3 | 0.6 | 0.4 | (1) | 0.2 |
| 3-9 | 627 | 919 | 672 | 839 | 558 | 688 | 481 | 672 | 292 | (*) | 311 | 8.4 | 9.9 | 7.5 | 8.1 | 5.7 | 6.7 | 4.7 |
| 10-29 | 1,073 | 1,362 | 1,306 | 1,623 | (*) | (*) | (*) | (*) | (*) | (*) | (*) | 14.4 | 14.7 | 14.5 | 15.6 | (*) | (*) | (*) |
| 10-19 | (*) | (*) | 716 | 890 | 722 | 843 | 723 | 831 | 547 | 505 | 484 | (*) | (*) | 8.0 | 8.6 | 7.4 | 8.2 | 7.1 |
| 20-29 | (*) | (*) | 590 | 733 | (*) | (*) | (*) | (*) | (*) | (*) | (*) | (*) | (*) | 6.6 | 7.1 | (*) | (*) | (*) |
| 20-49 | (*) | (*) | 1,748 | 2,174 | 2,062 | 2,298 | 2,182 | 1,988 | 1,568 | 1,433 | 1,205 | (*) | (*) | 19.4 | 20.9 | 21.2 | 22.4 | 21.5 |
| 30-49 | 875 | 1,128 | 1,158 | 1,441 | (*) | (*) | (*) | (*) | (*) | (*) | (*) | 11.7 | 12.1 | 12.9 | 13.9 | (*) | (*) | (*) |
| 50-99 | 1,661 | 2,181 | 2,404 | 2,903 | 2,815 | 2,909 | 2,952 | 2,977 | 2,610 | 2,357 | 2,039 | 22.3 | 23.5 | 26.7 | 28.0 | 29.0 | 28.4 | 29.1 |
| 100-499 | 2,803 | 3,217 | 3,241 | 3,449 | 3,452 | 3,457 | 3,728 | 4,278 | 4,556 | 4,585 | 4,631 | 37.6 | 34.6 | 36.0 | 33.2 | 35.6 | 33.7 | 36.8 |
| 100-174 | (*) | (*) | 2,049 | 2,262 | 2,305 | 2,388 | 2,510 | 2,849 | 2,923 | (*) | (*) | (*) | (*) | 22.8 | 21.8 | 23.7 | 23.1 | 24.8 |
| 100-179 | 1,596 | 1,982 | 2,117 | 2,344 | (*) | (*) | (*) | (*) | (*) | (*) | (*) | 21.4 | 21.3 | 23.5 | 22.6 | (*) | (*) | (*) |
| 175-259 | (*) | (*) | 761 | 824 | 778 | 789 | 883 | 994 | 1,133 | (*) | (*) | (*) | (*) | 8.5 | 7.9 | 8.0 | 7.7 | 8.5 |
| 180-259 | 704 | 737 | 693 | 742 | (*) | (*) | (*) | (*) | (*) | (*) | (*) | 9.5 | 7.9 | 7.7 | 7.1 | (*) | (*) | (*) |
| 260-499 | 503 | 498 | 431 | 363 | 371 | 300 | 355 | 435 | 500 | (*) | (*) | 6.8 | 5.4 | 4.8 | 3.5 | 3.8 | 2.9 | 3.5 |
| 500-999 | 127 | 100 | 73 | 52 | 51 | 52 | 47 | 52 | 71 | 76 | 66 | 1.7 | 1.1 | 0.8 | 0.5 | 0.5 | 0.5 | 0.5 |
| 1,000 and over | 36 | 27 | 25 | 10 | 8 | 4 | 5 | 6 | 5 | 2 | 9 | 0.5 | 0.3 | 0.3 | 0.1 | 0.1 | (1) | (1) |
| **Maryland** | 36,107 | 41,275 | 42,110 | 44,412 | 43,203 | 49,001 | 47,908 | 48,923 | 46,012 | 40,798 | 40,517 | 100.0 | 100.0 | 100.0 | 100.0 | 100.0 | 100.0 | 100.0 |
| Under 10 acres | 4,672 | 6,042 | 5,442 | 5,006 | 4,195 | 6,466 | 4,582 | 5,125 | 3,835 | 2,983 | 2,911 | 12.9 | 14.6 | 12.9 | 11.3 | 9.7 | 13.2 | 9.6 |
| Under 3 (see text) | 795 | 767 | 169 | 233 | 414 | 111 | 185 | 148 | 442 | (*) | 151 | 2.2 | 1.9 | 0.4 | 0.5 | 1.0 | 0.2 | 0.4 |
| 3-9 | 3,877 | 5,275 | 5,273 | 4,773 | 3,781 | 6,355 | 4,397 | 4,977 | 3,393 | (*) | 2,760 | 10.7 | 12.8 | 12.5 | 10.7 | 8.8 | 13.0 | 9.2 |
| 10-29 | 5,844 | 6,779 | 7,127 | 7,709 | (*) | (*) | (*) | (*) | (*) | (*) | (*) | 16.2 | 16.4 | 16.9 | 17.4 | (*) | (*) | (*) |
| 10-19 | (*) | (*) | 4,341 | 4,528 | 4,230 | 5,478 | 4,891 | 5,107 | 4,315 | 3,408 | 3,293 | (*) | (*) | 10.3 | 10.2 | 9.8 | 11.2 | 10.2 |
| 20-29 | (*) | (*) | 2,786 | 3,181 | (*) | (*) | (*) | (*) | (*) | (*) | (*) | (*) | (*) | 6.6 | 7.2 | (*) | (*) | (*) |
| 20-49 | (*) | (*) | 7,288 | 8,072 | 7,225 | 8,974 | 9,008 | 8,629 | 7,683 | 6,188 | 5,948 | (*) | (*) | 17.3 | 18.2 | 18.1 | 18.3 | 18.8 |
| 30-49 | 3,708 | 4,199 | 4,502 | 4,891 | (*) | (*) | (*) | (*) | (*) | (*) | (*) | 10.3 | 10.2 | 10.7 | 11.0 | (*) | (*) | (*) |
| 50-99 | 7,193 | 8,425 | 8,908 | 9,629 | 9,521 | 10,264 | 10,452 | 9,946 | 9,307 | 8,011 | 7,768 | 19.9 | 20.4 | 21.2 | 21.7 | 22.0 | 20.9 | 21.8 |
| 100-499 | 13,933 | 15,190 | 15,642 | 16,704 | 16,963 | 17,443 | 18,522 | 19,527 | 20,202 | 19,532 | 19,792 | 38.6 | 36.8 | 37.1 | 37.6 | 39.3 | 35.6 | 38.7 |
| 100-174 | (*) | (*) | 9,189 | 10,087 | 10,341 | 10,816 | 11,178 | 11,457 | 11,543 | (*) | (*) | (*) | (*) | 21.8 | 22.7 | 23.9 | 22.1 | 23.3 |
| 100-179 | 8,022 | 9,154 | 9,577 | 10,522 | (*) | (*) | (*) | (*) | (*) | (*) | (*) | 22.2 | 22.2 | 22.7 | 23.7 | (*) | (*) | (*) |
| 175-259 | (*) | (*) | 4,093 | 4,291 | 4,370 | 4,415 | 4,821 | 5,043 | 5,389 | (*) | (*) | (*) | (*) | 9.7 | 9.7 | 10.1 | 9.0 | 10.1 |
| 180-259 | 3,451 | 3,627 | 3,705 | 3,856 | (*) | (*) | (*) | (*) | (*) | (*) | (*) | 9.6 | 8.8 | 8.8 | 8.7 | (*) | (*) | (*) |
| 260-499 | 2,460 | 2,409 | 2,360 | 2,326 | 2,252 | 2,212 | 2,523 | 3,027 | 3,270 | (*) | (*) | 6.8 | 5.8 | 5.6 | 5.2 | 5.2 | 4.5 | 5.3 |
| 500-999 | 624 | 539 | 395 | 398 | 389 | 334 | 392 | 506 | 591 | 613 | 728 | 1.7 | 1.3 | 0.9 | 0.9 | 0.9 | 0.7 | 0.8 |
| 1,000 and over | 133 | 101 | 94 | 75 | 70 | 42 | 66 | 83 | 79 | 83 | 77 | 0.4 | 0.2 | 0.2 | 0.2 | 0.2 | 0.1 | 0.1 |
| **District of Columbia** | 28 | 40 | 65 | 89 | 104 | 139 | 204 | 217 | 269 | 382 | 435 | 100.0 | 100.0 | 100.0 | 100.0 | 100.0 | 100.0 | 100.0 |
| Under 10 acres | 15 | 20 | 28 | 37 | 34 | 39 | 66 | 61 | 67 | 97 | 86 | 53.6 | 50.0 | 43.1 | 41.6 | 32.7 | 28.1 | 32.4 |
| Under 3 (see text) | 13 | 9 | 16 | 15 | 16 | 14 | 31 | 29 | 16 | (*) | 5 | 46.4 | 22.5 | 24.6 | 16.9 | 15.4 | 10.1 | 15.2 |
| 3-9 | 2 | 11 | 12 | 22 | 18 | 25 | 35 | 32 | 51 | (*) | 81 | 7.1 | 27.5 | 18.5 | 24.7 | 17.3 | 18.0 | 17.2 |
| 10-29 | 4 | 9 | 23 | 35 | (*) | (*) | (*) | (*) | (*) | (*) | (*) | 14.3 | 22.5 | 35.4 | 39.3 | (*) | (*) | (*) |
| 10-19 | (*) | (*) | 18 | 23 | 32 | 49 | 61 | 61 | 87 | 105 | 91 | (*) | (*) | 27.7 | 25.8 | 30.8 | 35.3 | 29.9 |
| 20-29 | (*) | (*) | 5 | 12 | (*) | (*) | (*) | (*) | (*) | (*) | (*) | (*) | (*) | 7.7 | 13.5 | (*) | (*) | (*) |
| 20-49 | (*) | (*) | 9 | 21 | 30 | 39 | 50 | 65 | 71 | 109 | 132 | (*) | (*) | 13.8 | 23.6 | 28.8 | 28.1 | 24.5 |
| 30-49 | 4 | 4 | 4 | 9 | (*) | (*) | (*) | (*) | (*) | (*) | (*) | 14.3 | 10.0 | 6.2 | 10.1 | (*) | (*) | (*) |
| 50-99 | 2 | 1 | 6 | 2 | 3 | 7 | 18 | 17 | 31 | 47 | 67 | 7.1 | 2.5 | 9.2 | 2.2 | 2.9 | 5.0 | 8.8 |
| 100-499 | 3 | 6 | 3 | 5 | 4 | 5 | 9 | 13 | 11 | 24 | 57 | 10.7 | 15.0 | 4.6 | 5.6 | 3.8 | 3.6 | 4.4 |
| 100-174 | (*) | (*) | 2 | 2 | 1 | 2 | 5 | 10 | 9 | (*) | (*) | (*) | (*) | 3.1 | 2.2 | 1.0 | 1.4 | 2.5 |
| 100-179 | ..... | 3 | 2 | 2 | (*) | (*) | (*) | (*) | (*) | (*) | (*) | ..... | 7.5 | 3.1 | 2.2 | (*) | (*) | (*) |
| 175-259 | (*) | (*) | ..... | 2 | 2 | 1 | ..... | ..... | 2 | (*) | (*) | (*) | (*) | ..... | 2.2 | 1.9 | 0.7 | ..... |
| 180-259 | 1 | 1 | ..... | 2 | (*) | (*) | (*) | (*) | (*) | (*) | (*) | 3.6 | 2.5 | ..... | 2.2 | (*) | (*) | (*) |
| 260-499 | 2 | 2 | 1 | 1 | 1 | 2 | 4 | 3 | ..... | (*) | (*) | 7.1 | 5.0 | 1.5 | 1.1 | 1.0 | 1.4 | 2.0 |
| 500-999 | ..... | ..... | 1 | 1 | 1 | ..... | ..... | ..... | 2 | ..... | 2 | ..... | ..... | 1.5 | 1.1 | 1.0 | ..... | ..... |
| 1,000 and over | ..... | ..... | ..... | ..... | ..... | ..... | ..... | ..... | ..... | ..... | ..... | ..... | ..... | ..... | ..... | ..... | ..... | ..... |
| **Virginia** | 150,997 | 173,051 | 174,885 | 197,632 | 170,610 | 193,723 | 186,242 | 184,018 | 167,886 | 127,600 | 118,517 | 100.0 | 100.0 | 100.0 | 100.0 | 100.0 | 100.0 | 100.0 |
| Under 10 acres | 19,124 | 26,233 | 22,291 | 26,909 | 13,712 | 21,538 | 14,512 | 17,691 | 14,569 | 8,284 | 7,113 | 12.7 | 15.2 | 12.7 | 13.6 | 8.0 | 11.1 | 7.8 |
| Under 3 (see text) | 2,043 | 3,126 | 719 | 559 | 544 | 128 | 435 | 227 | 1,671 | (*) | 101 | 1.4 | 1.8 | 0.4 | 0.3 | 0.3 | 0.1 | 0.2 |
| 3-9 | 17,081 | 23,107 | 21,572 | 26,350 | 13,168 | 21,410 | 14,077 | 17,464 | 12,898 | (*) | 7,012 | 11.3 | 13.4 | 12.3 | 13.3 | 7.7 | 11.1 | 7.6 |
| 10-29 | 31,226 | 35,258 | 37,894 | 44,321 | (*) | (*) | (*) | (*) | (*) | (*) | (*) | 20.7 | 20.4 | 21.7 | 22.4 | (*) | (*) | (*) |
| 10-19 | (*) | (*) | 21,843 | 25,676 | 19,846 | 26,134 | 21,890 | 22,055 | 18,334 | 11,566 | 9,663 | (*) | (*) | 12.5 | 13.0 | 11.6 | 13.5 | 11.8 |
| 20-29 | (*) | (*) | 16,051 | 18,645 | (*) | (*) | (*) | (*) | (*) | (*) | (*) | (*) | (*) | 9.2 | 9.4 | (*) | (*) | (*) |
| 20-49 | (*) | (*) | 39,305 | 44,988 | 41,361 | 48,870 | 45,884 | 42,390 | 35,844 | 21,708 | 19,322 | (*) | (*) | 22.5 | 22.8 | 24.2 | 24.2 | 24.8 |
| 30-49 | 19,635 | 22,295 | 23,254 | 26,343 | (*) | (*) | (*) | (*) | (*) | (*) | (*) | 13.0 | 12.9 | 13.3 | 13.3 | (*) | (*) | (*) |
| 50-99 | 32,795 | 37,109 | 38,039 | 43,045 | 40,242 | 42,165 | 42,714 | 38,342 | 33,948 | 24,667 | 22,194 | 21.7 | 21.4 | 21.8 | 21.8 | 23.6 | 21.8 | 22.9 |
| 100-499 | 44,512 | 48,662 | 50,144 | 53,708 | 52,301 | 53,975 | 57,612 | 59,098 | 60,191 | 54,903 | 53,101 | 29.5 | 28.1 | 28.7 | 27.2 | 30.7 | 27.9 | 30.9 |
| 100-174 | (*) | (*) | 29,297 | 31,895 | 31,258 | 32,536 | 34,011 | 32,999 | 32,466 | (*) | (*) | (*) | (*) | 16.8 | 16.0 | 18.3 | 16.8 | 18.3 |
| 100-179 | 25,859 | 29,149 | 30,337 | 32,827 | (*) | (*) | (*) | (*) | (*) | (*) | (*) | 17.1 | 16.8 | 17.3 | 16.6 | (*) | (*) | (*) |
| 175-259 | (*) | (*) | 12,278 | 13,186 | 12,443 | 12,908 | 13,968 | 14,963 | 15,348 | (*) | (*) | (*) | (*) | 7.0 | 6.7 | 7.3 | 6.7 | 7.8 |
| 180-259 | 10,131 | 10,840 | 11,238 | 12,034 | (*) | (*) | (*) | (*) | (*) | (*) | (*) | 6.7 | 6.3 | 6.4 | 6.1 | (*) | (*) | (*) |
| 260-499 | 8,522 | 8,673 | 8,569 | 8,847 | 8,600 | 8,531 | 9,633 | 11,138 | 12,377 | (*) | (*) | 5.6 | 5.0 | 4.9 | 4.5 | 5.0 | 4.4 | 5.2 |
| 500-999 | 2,877 | 2,726 | 2,575 | 2,615 | 2,483 | 2,418 | 2,833 | 3,450 | 4,100 | 5,077 | 5,561 | 1.9 | 1.6 | 1.5 | 1.3 | 1.5 | 1.2 | 1.5 |
| 1,000 and over | 828 | 768 | 688 | 691 | 665 | 623 | 797 | 992 | 1,100 | 1,395 | 1,563 | 0.5 | 0.4 | 0.4 | 0.3 | 0.4 | 0.3 | 0.4 |

See footnotes at end of table.

## Table 12.—NUMBER OF FARMS BY SIZE OF FARM, BY REGIONS AND STATES: 1880 TO 1950—Continued

[Data in reverse italics indicate size-of-farm groups shown for earlier censuses which do not represent subdivisions or consolidations of the 1950 classification. Data for 1950 are based on reports for only a sample of farms. See text]

| Region, State, and size group | Number of farms | | | | | | | | | | | Percent distribution | | | | | | |
|---|---|---|---|---|---|---|---|---|---|---|---|---|---|---|---|---|---|---|
| | 1950 | 1945 | 1940 | 1935 | 1930 | 1925 | 1920 | 1910 | 1900 | 1890 | 1880 | 1950 | 1945 | 1940 | 1935 | 1930 | 1925 | 1920 |
| THE SOUTH—SOUTH ATLANTIC—Continued | | | | | | | | | | | | | | | | | | |
| **West Virginia** | 81,434 | 97,600 | 99,282 | 104,747 | 82,641 | 90,380 | 87,289 | 96,685 | 92,874 | 72,773 | 62,674 | 100.0 | 100.0 | 100.0 | 100.0 | 100.0 | 100.0 | 100.0 |
| Under 10 acres | 8,811 | 14,964 | 13,354 | 13,236 | 5,420 | 6,777 | 4,654 | 7,536 | 5,941 | 2,712 | 2,861 | 10.8 | 15.3 | 13.5 | 12.6 | 6.6 | 7.5 | 5.3 |
| Under 3 (see text) | 1,034 | 2,132 | 958 | 131 | 426 | 182 | 201 | 117 | 599 | (*) | 64 | 1.3 | 2.2 | 1.0 | 0.1 | 0.5 | 0.2 | 0.2 |
| 3-9 | 7,777 | 12,832 | 12,396 | 13,105 | 4,994 | 6,595 | 4,453 | 7,419 | 5,342 | (*) | 2,797 | 9.6 | 13.1 | 12.5 | 12.5 | 6.0 | 7.3 | 5.1 |
| 10-29 | 13,667 | 17,085 | 17,601 | 17,912 | (*) | (*) | (*) | (*) | (*) | (*) | (*) | 16.8 | 17.5 | 17.7 | 17.1 | (*) | (*) | (*) |
| 10-19 | (*) | (*) | 9,741 | 9,809 | 5,944 | 6,923 | 5,756 | 7,863 | 7,140 | 3,830 | 3,463 | (*) | (*) | 9.8 | 9.4 | 7.2 | 7.7 | 6.6 |
| 20-29 | (*) | (*) | 7,860 | 8,103 | (*) | (*) | (*) | (*) | (*) | (*) | (*) | (*) | (*) | 7.9 | 7.7 | (*) | (*) | (*) |
| 30-49 | (*) | (*) | 21,438 | 22,539 | 18,755 | 19,544 | 18,155 | 20,323 | 19,306 | 12,219 | 8,488 | (*) | (*) | 21.6 | 21.5 | 20.3 | 21.6 | 20.6 |
| 30-49 | 11,049 | 12,733 | 13,578 | 14,436 | (*) | (*) | (*) | (*) | (*) | (*) | (*) | 13.6 | 13.0 | 13.7 | 13.8 | (*) | (*) | (*) |
| 50-99 | 20,950 | 23,800 | 25,314 | 27,560 | 23,990 | 26,228 | 25,587 | 26,806 | 25,529 | 19,857 | 14,461 | 25.7 | 24.4 | 25.5 | 26.3 | 29.0 | 29.0 | 29.3 |
| 100-499 | 25,342 | 27,523 | 28,008 | 30,172 | 29,083 | 29,561 | 31,529 | 32,404 | 32,833 | 31,735 | 30,301 | 31.1 | 28.2 | 28.2 | 28.8 | 35.2 | 32.7 | 36.1 |
| 100-174 | (*) | (*) | 17,406 | 18,994 | 18,049 | 18,689 | 19,539 | 20,156 | 20,184 | (*) | (*) | (*) | (*) | 17.5 | 18.1 | 21.8 | 20.7 | 22.4 |
| 100-179 | 15,833 | 17,515 | 17,961 | 19,646 | (*) | (*) | (*) | (*) | (*) | (*) | (*) | 19.4 | 17.9 | 18.1 | 18.8 | (*) | (*) | (*) |
| 175-259 | (*) | (*) | 6,504 | 6,995 | 6,865 | 6,760 | 7,498 | 7,481 | 7,542 | (*) | (*) | (*) | (*) | 6.6 | 6.7 | 8.3 | 7.5 | 8.6 |
| 180-259 | 5,536 | 5,903 | 5,949 | 6,343 | (*) | (*) | (*) | (*) | (*) | (*) | (*) | 6.8 | 6.0 | 6.0 | 6.1 | (*) | (*) | (*) |
| 260-499 | 3,973 | 4,105 | 4,098 | 4,183 | 4,169 | 4,132 | 4,492 | 4,767 | 5,127 | (*) | (*) | 4.9 | 4.2 | 4.1 | 4.0 | 5.0 | 4.6 | 4.1 |
| 500-999 | 1,257 | 1,171 | 1,100 | 1,121 | 1,113 | 1,042 | 1,227 | 1,316 | 1,511 | 1,727 | 2,255 | 1.5 | 1.2 | 1.1 | 1.1 | 1.3 | 1.2 | 1.4 |
| 1,000 and over | 358 | 324 | 327 | 310 | 336 | 305 | 381 | 437 | 614 | 693 | 845 | 0.4 | 0.3 | 0.3 | 0.3 | 0.4 | 0.3 | 0.4 |
| **North Carolina** | 288,508 | 287,412 | 278,276 | 300,967 | 279,708 | 283,482 | 269,763 | 253,725 | 224,637 | 178,359 | 157,609 | 100.0 | 100.0 | 100.0 | 100.0 | 100.0 | 100.0 | 100.0 |
| Under 10 acres | 28,437 | 27,340 | 24,912 | 29,194 | 18,417 | 21,715 | 13,669 | 14,984 | 12,525 | 8,768 | 7,550 | 9.9 | 9.5 | 9.0 | 9.7 | 6.6 | 7.7 | 5.1 |
| Under 3 (see text) | 2,582 | 3,187 | 1,033 | 974 | 430 | 313 | 388 | 116 | 1,202 | (*) | 277 | 0.9 | 1.1 | 0.4 | 0.3 | 0.2 | 0.1 | 0.1 |
| 3-9 | 25,855 | 24,153 | 23,879 | 28,220 | 17,987 | 21,402 | 13,281 | 14,868 | 11,323 | (*) | 7,273 | 9.0 | 8.4 | 8.6 | 9.4 | 6.4 | 7.5 | 4.9 |
| 10-29 | 84,994 | 81,082 | 73,532 | 82,147 | (*) | (*) | (*) | (*) | (*) | (*) | (*) | 29.5 | 28.2 | 26.4 | 27.3 | (*) | (*) | (*) |
| 10-19 | (*) | (*) | 38,011 | 43,336 | 39,476 | 44,332 | 37,667 | 28,240 | 20,659 | 14,823 | 13,314 | (*) | (*) | 13.7 | 14.4 | 14.1 | 15.6 | 14.0 |
| 20-29 | (*) | (*) | 35,521 | 38,811 | (*) | (*) | (*) | (*) | (*) | (*) | (*) | (*) | (*) | 12.8 | 12.9 | (*) | (*) | (*) |
| 30-49 | (*) | (*) | 88,808 | 94,438 | 97,502 | 93,817 | 87,239 | 75,829 | 59,913 | 41,328 | 34,148 | (*) | (*) | 31.9 | 31.4 | 34.9 | 33.1 | 32.3 |
| 30-49 | 55,913 | 56,036 | 53,285 | 55,627 | (*) | (*) | (*) | (*) | (*) | (*) | (*) | 19.4 | 19.5 | 19.1 | 18.5 | (*) | (*) | (*) |
| 50-99 | 67,111 | 70,520 | 71,733 | 75,637 | 72,673 | 68,129 | 68,903 | 62,157 | 55,028 | 40,340 | 34,007 | 23.3 | 24.5 | 25.8 | 25.1 | 26.0 | 24.0 | 25.5 |
| 100-499 | 49,594 | 50,535 | 52,993 | 56,505 | 50,216 | 53,779 | 60,176 | 69,241 | 72,288 | 67,116 | 61,806 | 17.2 | 17.6 | 19.0 | 18.8 | 18.0 | 19.0 | 22.3 |
| 100-174 | (*) | (*) | 36,593 | 39,292 | 35,882 | 37,611 | 41,082 | 43,967 | 44,052 | (*) | (*) | (*) | (*) | 13.1 | 13.1 | 12.8 | 13.3 | 15.2 |
| 100-179 | 33,796 | 35,546 | 37,637 | 40,434 | (*) | (*) | (*) | (*) | (*) | (*) | (*) | 11.7 | 12.4 | 13.5 | 13.4 | (*) | (*) | (*) |
| 175-259 | (*) | (*) | 10,725 | 11,377 | 9,804 | 10,843 | 12,448 | 15,829 | 17,012 | (*) | (*) | (*) | (*) | 3.8 | 3.8 | 3.4 | 3.8 | 4.8 |
| 180-259 | 9,455 | 9,176 | 9,681 | 10,235 | (*) | (*) | (*) | (*) | (*) | (*) | (*) | 3.3 | 3.2 | 3.5 | 3.4 | (*) | (*) | (*) |
| 260-499 | 6,343 | 5,813 | 5,675 | 5,836 | 4,930 | 5,525 | 6,646 | 9,625 | 11,224 | (*) | (*) | 2.2 | 2.0 | 2.0 | 1.9 | 1.8 | 1.9 | 2.5 |
| 500-999 | 1,861 | 1,522 | 1,447 | 1,441 | 1,121 | 1,347 | 1,629 | 2,669 | 3,275 | 4,518 | 5,063 | 0.6 | 0.5 | 0.5 | 0.5 | 0.4 | 0.5 | 0.6 |
| 1,000 and over | 598 | 377 | 374 | 416 | 303 | 363 | 480 | 805 | 949 | 1,468 | 1,721 | 0.2 | 0.1 | 0.1 | 0.1 | 0.1 | 0.1 | 0.2 |
| **South Carolina** | 139,364 | 147,745 | 137,558 | 165,504 | 157,931 | 172,767 | 192,693 | 176,434 | 155,355 | 115,008 | 93,864 | 100.0 | 100.0 | 100.0 | 100.0 | 100.0 | 100.0 | 100.0 |
| Under 10 acres | 12,582 | 16,102 | 10,507 | 17,673 | 11,912 | 13,707 | 10,778 | 14,271 | 14,268 | 8,551 | 7,153 | 9.0 | 10.9 | 7.6 | 10.7 | 7.5 | 7.9 | 5.6 |
| Under 3 (see text) | 856 | 1,975 | 88 | 401 | 297 | 28 | 299 | 53 | 1,193 | (*) | 118 | 0.6 | 1.3 | 0.1 | 0.2 | 0.2 | (1) | 0.2 |
| 3-9 | 11,726 | 14,127 | 10,419 | 17,272 | 11,615 | 13,679 | 10,479 | 14,218 | 13,075 | (*) | 7,035 | 8.4 | 9.6 | 7.6 | 10.4 | 7.4 | 7.9 | 5.4 |
| 10-29 | 45,023 | 46,177 | 39,775 | 48,099 | (*) | (*) | (*) | (*) | (*) | (*) | (*) | 32.3 | 31.3 | 28.9 | 29.1 | (*) | (*) | (*) |
| 10-19 | (*) | (*) | 19,463 | 23,874 | 24,004 | 32,728 | 30,047 | 23,714 | 18,828 | 14,907 | 12,519 | (*) | (*) | 14.1 | 14.4 | 15.2 | 18.9 | 15.6 |
| 20-29 | (*) | (*) | 20,312 | 24,225 | (*) | (*) | (*) | (*) | (*) | (*) | (*) | (*) | (*) | 14.8 | 14.6 | (*) | (*) | (*) |
| 30-49 | (*) | (*) | 45,977 | 53,245 | 63,297 | 69,777 | 84,893 | 70,592 | 54,364 | 39,852 | 29,517 | (*) | (*) | 33.4 | 32.2 | 40.1 | 40.4 | 44.1 |
| 30-49 | 25,794 | 27,907 | 25,665 | 29,020 | (*) | (*) | (*) | (*) | (*) | (*) | (*) | 18.5 | 18.9 | 18.7 | 17.5 | (*) | (*) | (*) |
| 50-99 | 28,150 | 30,100 | 32,047 | 37,134 | 33,318 | 30,996 | 37,530 | 33,147 | 29,944 | 17,941 | 13,612 | 20.2 | 20.4 | 23.3 | 22.4 | 21.1 | 17.9 | 19.5 |
| 100-499 | 24,792 | 25,087 | 27,480 | 31,422 | 23,775 | 23,869 | 27,518 | 31,966 | 34,607 | 29,347 | 27,735 | 17.8 | 17.0 | 20.0 | 19.0 | 15.1 | 13.8 | 14.3 |
| 100-174 | (*) | (*) | 17,301 | 20,164 | 15,448 | 15,446 | 18,188 | 19,427 | 20,532 | (*) | (*) | (*) | (*) | 12.6 | 12.2 | 9.8 | 8.9 | 9.4 |
| 100-179 | 15,183 | 16,068 | 17,846 | 20,765 | (*) | (*) | (*) | (*) | (*) | (*) | (*) | 10.9 | 10.9 | 13.0 | 12.5 | (*) | (*) | (*) |
| 175-259 | (*) | (*) | 5,944 | 6,890 | 4,919 | 4,948 | 5,600 | 7,184 | 7,866 | (*) | (*) | (*) | (*) | 4.3 | 4.0 | 3.1 | 2.8 | 2.9 |
| 180-259 | 5,051 | 5,021 | 5,399 | 6,089 | (*) | (*) | (*) | (*) | (*) | (*) | (*) | 3.6 | 3.4 | 3.9 | 3.7 | (*) | (*) | (*) |
| 260-499 | 4,558 | 3,998 | 4,235 | 4,568 | 3,408 | 3,477 | 3,752 | 5,375 | 6,209 | (*) | (*) | 3.3 | 2.7 | 3.1 | 2.8 | 2.2 | 2.0 | 1.9 |
| 500-999 | 2,025 | 1,624 | 1,438 | 1,549 | 1,167 | 1,203 | 1,343 | 1,942 | 2,314 | 3,083 | 3,693 | 1.5 | 1.1 | 1.0 | 0.9 | 0.7 | 0.7 | 0.7 |
| 1,000 and over | 998 | 748 | 646 | 607 | 458 | 487 | 584 | 812 | 1,010 | 1,327 | 1,635 | 0.7 | 0.5 | 0.5 | 0.4 | 0.3 | 0.3 | 0.3 |
| **Georgia** | 198,191 | 225,897 | 216,033 | 250,544 | 255,598 | 249,095 | 310,732 | 291,027 | 224,691 | 171,071 | 138,626 | 100.0 | 100.0 | 100.0 | 100.0 | 100.0 | 100.0 | 100.0 |
| Under 10 acres | 12,185 | 15,301 | 7,884 | 9,873 | 8,313 | 8,425 | 6,365 | 8,700 | 6,055 | 4,438 | 3,211 | 6.1 | 6.8 | 3.6 | 3.9 | 3.3 | 3.4 | 2.0 |
| Under 3 (see text) | 1,326 | 3,439 | 433 | 405 | 1,041 | 93 | 211 | 98 | 451 | (*) | 101 | 0.7 | 1.5 | 0.2 | 0.2 | 0.4 | (1) | 0.1 |
| 3-9 | 10,859 | 11,862 | 7,451 | 9,468 | 7,272 | 8,332 | 6,154 | 8,602 | 5,604 | (*) | 3,110 | 5.5 | 5.3 | 3.4 | 3.8 | 2.8 | 3.3 | 2.0 |
| 10-29 | 32,141 | 35,867 | 30,322 | 41,245 | (*) | (*) | (*) | (*) | (*) | (*) | (*) | 16.2 | 15.9 | 14.0 | 16.5 | (*) | (*) | (*) |
| 10-19 | (*) | (*) | 11,344 | 16,116 | 17,736 | 20,261 | 20,604 | 20,929 | 13,301 | 10,868 | 8,694 | (*) | (*) | 5.3 | 6.4 | 6.9 | 8.1 | 6.6 |
| 20-29 | (*) | (*) | 18,978 | 25,129 | (*) | (*) | (*) | (*) | (*) | (*) | (*) | (*) | (*) | 8.8 | 10.0 | (*) | (*) | (*) |
| 30-49 | (*) | (*) | 61,186 | 75,341 | 97,150 | 93,303 | 134,471 | 117,432 | 78,408 | 55,287 | 36,524 | (*) | (*) | 28.3 | 30.1 | 38.0 | 37.5 | 43.3 |
| 30-49 | 34,839 | 45,254 | 42,208 | 50,212 | (*) | (*) | (*) | (*) | (*) | (*) | (*) | 17.6 | 20.0 | 19.5 | 20.0 | (*) | (*) | (*) |
| 50-99 | 52,474 | 61,952 | 63,567 | 71,143 | 69,751 | 64,638 | 81,112 | 68,510 | 52,251 | 32,316 | 26,054 | 26.5 | 27.4 | 29.4 | 28.4 | 27.3 | 25.9 | 26.1 |
| 100-499 | 59,405 | 61,903 | 67,056 | 73,154 | 59,009 | 58,234 | 63,936 | 69,985 | 73,100 | 59,343 | 53,635 | 30.0 | 27.4 | 31.0 | 29.2 | 23.1 | 23.4 | 20.6 |
| 100-174 | (*) | (*) | 41,233 | 45,623 | 37,853 | 36,537 | 41,183 | 42,215 | 41,681 | (*) | (*) | (*) | (*) | 19.1 | 18.2 | 14.8 | 14.7 | 13.3 |
| 100-179 | 35,220 | 39,125 | 42,479 | 46,917 | (*) | (*) | (*) | (*) | (*) | (*) | (*) | 17.8 | 17.3 | 19.7 | 18.7 | (*) | (*) | (*) |
| 175-259 | (*) | (*) | 15,581 | 18,789 | 12,976 | 12,877 | 13,861 | 16,436 | 16,646 | (*) | (*) | (*) | (*) | 7.2 | 7.7 | 5.1 | 5.2 | 4.5 |
| 180-259 | 13,038 | 12,946 | 14,335 | 15,495 | (*) | (*) | (*) | (*) | (*) | (*) | (*) | 6.6 | 5.7 | 6.6 | 6.2 | (*) | (*) | (*) |
| 260-499 | 11,147 | 9,832 | 10,242 | 10,742 | 8,180 | 8,820 | 8,892 | 11,274 | 12,793 | (*) | (*) | 5.6 | 4.3 | 4.7 | 4.3 | 3.2 | 3.5 | 2.9 |
| 500-999 | 4,647 | 3,857 | 3,585 | 3,587 | 2,722 | 3,084 | 3,091 | 3,950 | 4,718 | 6,061 | 7,017 | 2.3 | 1.7 | 1.7 | 1.4 | 1.1 | 1.2 | 1.0 |
| 1,000 and over | 2,500 | 1,763 | 1,411 | 1,330 | 917 | 1,150 | 1,153 | 1,521 | 1,858 | 2,758 | 3,491 | 1.3 | 0.8 | 0.7 | 0.5 | 0.4 | 0.5 | 0.4 |
| **Florida** | 56,921 | 61,159 | 62,248 | 72,857 | 58,966 | 59,217 | 54,005 | 50,016 | 40,814 | 34,228 | 23,438 | 100.0 | 100.0 | 100.0 | 100.0 | 100.0 | 100.0 | 100.0 |
| Under 10 acres | 9,067 | 11,541 | 9,746 | 14,752 | 8,423 | 7,923 | 4,193 | 4,065 | 2,876 | 2,565 | 1,370 | 15.9 | 18.9 | 15.7 | 20.2 | 14.3 | 13.4 | 7.8 |
| Under 3 (see text) | 1,689 | 2,579 | 946 | 2,168 | 1,220 | 727 | 402 | 307 | 584 | (*) | 69 | 3.0 | 4.2 | 1.5 | 3.0 | 2.1 | 1.2 | 0.7 |
| 3-9 | 7,378 | 8,962 | 8,800 | 12,584 | 7,203 | 7,196 | 3,791 | 3,758 | 2,292 | (*) | 1,301 | 13.0 | 14.7 | 14.1 | 17.3 | 12.2 | 12.2 | 7.0 |
| 10-29 | 13,108 | 14,564 | 16,828 | 21,146 | (*) | (*) | (*) | (*) | (*) | (*) | (*) | 23.0 | 23.8 | 27.0 | 29.0 | (*) | (*) | (*) |
| 10-19 | (*) | (*) | 9,719 | 12,411 | 9,350 | 9,698 | 6,365 | 5,019 | 3,488 | 3,715 | 2,456 | (*) | (*) | 15.6 | 17.0 | 15.9 | 16.4 | 11.8 |
| 20-29 | (*) | (*) | 7,109 | 8,735 | (*) | (*) | (*) | (*) | (*) | (*) | (*) | (*) | (*) | 11.4 | 12.0 | (*) | (*) | (*) |
| 30-49 | (*) | (*) | 19,441 | 22,987 | 19,975 | 19,798 | 19,382 | 17,169 | 13,546 | 11,329 | 7,640 | (*) | (*) | 31.2 | 31.6 | 33.7 | 33.4 | 35.9 |
| 30-49 | 8,964 | 10,364 | 12,332 | 14,252 | (*) | (*) | (*) | (*) | (*) | (*) | (*) | 15.7 | 16.9 | 19.8 | 19.6 | (*) | (*) | (*) |
| 50-99 | 9,909 | 10,349 | 11,072 | 11,284 | 10,549 | 10,103 | 10,846 | 9,999 | 7,874 | 6,353 | 4,381 | 17.4 | 16.9 | 17.8 | 15.5 | 17.9 | 17.1 | 20.1 |
| 100-499 | 12,660 | 11,963 | 10,865 | 10,411 | 9,889 | 10,734 | 12,114 | 12,723 | 12,043 | 9,381 | 6,562 | 22.2 | 19.6 | 17.5 | 14.3 | 16.8 | 18.1 | 22.4 |
| 100-174 | (*) | (*) | 6,709 | 6,812 | 6,208 | 6,820 | 7,637 | 8,178 | 7,940 | (*) | (*) | (*) | (*) | 10.8 | 9.1 | 10.5 | 11.5 | 14.1 |
| 100-179 | 7,056 | 7,063 | 6,822 | 6,702 | (*) | (*) | (*) | (*) | (*) | (*) | (*) | 12.4 | 11.5 | 11.0 | 9.2 | (*) | (*) | (*) |
| 175-259 | (*) | (*) | 2,383 | 2,178 | 2,124 | 2,195 | 2,590 | 2,589 | 2,259 | (*) | (*) | (*) | (*) | 3.8 | 3.0 | 3.8 | 3.7 | 4.8 |
| 180-259 | 2,830 | 2,587 | 2,270 | 2,088 | (*) | (*) | (*) | (*) | (*) | (*) | (*) | 5.0 | 4.2 | 3.6 | 2.9 | (*) | (*) | (*) |
| 260-499 | 2,774 | 2,313 | 1,773 | 1,621 | 1,559 | 1,719 | 1,887 | 1,956 | 1,844 | (*) | (*) | 4.9 | 3.8 | 2.8 | 2.2 | 2.6 | 2.9 | 3.5 |
| 500-999 | 1,478 | 1,105 | 753 | 588 | 568 | 596 | 707 | 670 | 609 | 581 | 652 | 2.6 | 1.8 | 1.2 | 0.8 | 1.0 | 1.0 | 1.3 |
| 1,000 and over | 1,735 | 1,273 | 652 | 424 | 312 | 365 | 398 | 371 | 278 | 304 | 377 | 3.0 | 2.1 | 1.0 | 0.6 | 0.5 | 0.6 | 0.7 |

See footnotes at end of table.

## Table 12.—NUMBER OF FARMS BY SIZE OF FARM, BY REGIONS AND STATES: 1880 TO 1950—Continued

[Data in reverse italics indicate size-of-farm groups shown for earlier censuses which do not represent subdivisions or consolidations of the 1950 classification. Data for 1950 are based on reports for only a sample of farms. See text]

| Region, State, and size group | Number of farms | | | | | | | | | | | Percent distribution | | | | | | |
|---|---|---|---|---|---|---|---|---|---|---|---|---|---|---|---|---|---|---|
| | 1950 | 1945 | 1940 | 1935 | 1930 | 1925 | 1920 | 1910 | 1900 | 1890 | 1880 | 1950 | 1945 | 1940 | 1935 | 1930 | 1925 | 1920 |
| THE SOUTH-EAST SOUTH CENTRAL | | | | | | | | | | | | | | | | | | |
| **Kentucky** | 218,476 | 238,501 | 252,894 | 278,298 | 246,499 | 258,524 | 270,626 | 259,185 | 234,667 | 179,264 | 166,453 | 100.0 | 100.0 | 100.0 | 100.0 | 100.0 | 100.0 | 100.0 |
| Under 10 acres | 24,454 | 31,876 | 31,063 | 36,578 | 21,368 | 25,519 | 24,494 | 22,092 | 16,135 | 8,718 | 7,072 | 11.2 | 13.4 | 12.3 | 13.1 | 8.7 | 9.9 | 9.1 |
| *Under 3 (see text)* | 2,815 | 4,061 | 552 | 649 | 535 | 526 | 1,544 | 315 | 1,175 | (*) | 313 | 1.3 | 1.7 | 0.2 | 0.2 | 0.2 | 0.2 | 0.6 |
| *3-9* | 21,639 | 27,815 | 30,511 | 35,929 | 20,833 | 24,993 | 22,950 | 21,777 | 14,960 | (*) | 6,759 | 9.9 | 11.7 | 12.1 | 12.9 | 8.5 | 9.7 | 8.5 |
| 10-29 | 37,812 | 41,774 | 50,252 | 61,918 | (*) | (*) | (*) | (*) | (*) | (*) | (*) | 17.3 | 17.5 | 19.9 | 22.2 | (*) | (*) | (*) |
| *10-19* | (*) | (*) | 29,401 | 37,053 | 29,326 | 33,205 | 34,471 | 33,380 | 26,769 | 13,609 | 13,728 | (*) | (*) | 11.6 | 13.3 | 11.9 | 12.8 | 12.7 |
| *20-29* | (*) | (*) | 20,851 | 24,865 | (*) | (*) | (*) | (*) | (*) | (*) | (*) | (*) | (*) | 8.2 | 8.9 | (*) | (*) | (*) |
| 30-49 | (*) | (*) | 54,651 | 62,791 | 58,673 | 60,388 | 63,501 | 58,537 | 51,550 | 31,560 | 30,673 | (*) | (*) | 21.6 | 22.6 | 23.0 | 23.4 | 23.5 |
| 30-49 | 28,770 | 31,022 | 33,800 | 37,926 | (*) | (*) | (*) | (*) | (*) | (*) | (*) | 13.2 | 13.0 | 13.4 | 13.6 | (*) | (*) | (*) |
| 50-99 | 58,229 | 62,054 | 65,698 | 70,440 | 67,210 | 69,155 | 71,200 | 65,778 | 60,435 | 46,301 | 40,594 | 26.7 | 26.0 | 26.0 | 25.3 | 27.3 | 26.7 | 26.3 |
| 100-499 | 66,963 | 69,744 | 70,107 | 69,578 | 70,215 | 68,560 | 74,834 | 76,773 | 76,450 | 74,818 | 69,472 | 30.7 | 29.2 | 27.7 | 25.0 | 28.5 | 26.5 | 27.7 |
| *100-174* | (*) | (*) | 46,901 | 47,189 | 47,908 | 47,279 | 50,991 | 50,134 | 48,564 | (*) | (*) | (*) | (*) | 18.5 | 17.0 | 19.4 | 18.3 | 18.8 |
| 100-179 | 44,262 | 47,680 | 48,392 | 48,639 | (*) | (*) | (*) | (*) | (*) | (*) | (*) | 20.3 | 20.0 | 19.1 | 17.5 | (*) | (*) | (*) |
| *175-259* | (*) | (*) | 15,188 | 14,733 | 14,870 | 14,208 | 15,740 | 17,315 | 17,480 | (*) | (*) | (*) | (*) | 6.0 | 5.3 | 6.0 | 5.5 | 5.8 |
| 180-259 | 14,010 | 14,028 | 13,697 | 13,283 | (*) | (*) | (*) | (*) | (*) | (*) | (*) | 6.4 | 5.9 | 5.4 | 4.8 | (*) | (*) | (*) |
| 260-499 | 8,691 | 8,036 | 8,018 | 7,656 | 7,437 | 7,073 | 8,103 | 9,324 | 10,406 | (*) | (*) | 4.0 | 3.4 | 3.2 | 2.8 | 3.0 | 2.7 | 3.0 |
| 500-999 | 1,843 | 1,689 | 1,594 | 1,525 | 1,407 | 1,428 | 1,690 | 2,181 | 2,470 | 3,330 | 3,802 | 0.8 | 0.7 | 0.6 | 0.5 | 0.6 | 0.6 | 0.6 |
| 1,000 and over | 405 | 342 | 380 | 333 | 300 | 289 | 366 | 444 | 558 | 928 | 1,112 | 0.2 | 0.1 | 0.2 | 0.1 | 0.1 | 0.1 | 0.1 |
| **Tennessee** | 231,631 | 234,431 | 247,617 | 273,783 | 245,657 | 252,669 | 252,774 | 246,012 | 224,623 | 174,412 | 165,650 | 100.0 | 100.0 | 100.0 | 100.0 | 100.0 | 100.0 | 100.0 |
| Under 10 acres | 24,212 | 27,116 | 26,688 | 28,283 | 14,447 | 18,240 | 12,487 | 14,856 | 11,025 | 6,844 | 6,041 | 10.5 | 11.6 | 10.8 | 10.3 | 5.9 | 7.2 | 4.9 |
| *Under 3 (see text)* | 2,366 | 2,424 | 284 | 142 | 380 | 200 | 292 | 143 | 1,123 | (*) | 220 | 1.0 | 1.0 | 0.1 | 0.1 | 0.2 | 0.1 | 0.1 |
| *3-9* | 21,846 | 24,692 | 26,404 | 28,141 | 14,067 | 18,040 | 12,195 | 14,713 | 9,902 | (*) | 5,821 | 9.4 | 10.5 | 10.7 | 10.3 | 5.7 | 7.1 | 4.8 |
| 10-29 | 53,884 | 52,780 | 60,950 | 74,107 | (*) | (*) | (*) | (*) | (*) | (*) | (*) | 23.3 | 22.5 | 24.6 | 27.1 | (*) | (*) | (*) |
| *10-19* | (*) | (*) | 34,439 | 41,524 | 32,138 | 35,801 | 32,041 | 32,485 | 25,517 | 15,237 | 17,335 | (*) | (*) | 13.9 | 15.2 | 13.1 | 14.2 | 12.7 |
| *20-29* | (*) | (*) | 26,511 | 32,583 | (*) | (*) | (*) | (*) | (*) | (*) | (*) | (*) | (*) | 10.7 | 11.9 | (*) | (*) | (*) |
| 30-49 | (*) | (*) | 65,297 | 77,626 | 77,685 | 78,143 | 79,924 | 72,212 | 61,442 | 37,074 | 34,783 | (*) | (*) | 26.4 | 28.4 | 31.6 | 30.9 | 31.6 |
| 30-49 | 36,593 | 37,016 | 38,786 | 45,043 | (*) | (*) | (*) | (*) | (*) | (*) | (*) | 15.8 | 15.8 | 15.7 | 16.5 | (*) | (*) | (*) |
| 50-99 | 57,782 | 58,580 | 61,310 | 66,450 | 63,382 | 63,000 | 64,940 | 60,105 | 57,265 | 43,328 | 39,541 | 24.9 | 25.0 | 24.8 | 24.3 | 25.8 | 24.9 | 25.7 |
| 100-499 | 56,820 | 56,991 | 57,946 | 58,133 | 56,452 | 55,985 | 61,455 | 63,995 | 66,750 | 68,076 | 63,315 | 24.5 | 24.3 | 23.4 | 21.2 | 23.0 | 22.2 | 24.3 |
| *100-174* | (*) | (*) | 38,176 | 38,988 | 38,183 | 38,258 | 41,283 | 41,545 | 42,478 | (*) | (*) | (*) | (*) | 15.4 | 14.2 | 15.5 | 15.1 | 16.3 |
| 100-179 | 37,414 | 38,790 | 39,403 | 40,197 | (*) | (*) | (*) | (*) | (*) | (*) | (*) | 16.2 | 16.5 | 15.9 | 14.7 | (*) | (*) | (*) |
| *175-259* | (*) | (*) | 12,839 | 12,359 | 11,925 | 11,566 | 13,168 | 14,149 | 15,108 | (*) | (*) | (*) | (*) | 5.1 | 4.5 | 4.9 | 4.6 | 5.2 |
| 180-259 | 11,556 | 11,162 | 11,412 | 11,131 | (*) | (*) | (*) | (*) | (*) | (*) | (*) | 5.0 | 4.8 | 4.6 | 4.1 | (*) | (*) | (*) |
| 260-499 | 7,850 | 7,039 | 7,131 | 6,805 | 6,344 | 6,161 | 7,006 | 8,301 | 9,166 | (*) | (*) | 3.4 | 3.0 | 2.9 | 2.5 | 2.6 | 2.4 | 2.8 |
| 500-999 | 1,895 | 1,660 | 1,590 | 1,458 | 1,312 | 1,222 | 1,524 | 1,878 | 2,058 | 3,046 | 3,549 | 0.8 | 0.7 | 0.6 | 0.5 | 0.5 | 0.5 | 0.6 |
| 1,000 and over | 445 | 288 | 347 | 309 | 261 | 278 | 403 | 481 | 566 | 807 | 1,086 | 0.2 | 0.1 | 0.1 | 0.1 | 0.1 | 0.1 | 0.2 |
| **Alabama** | 211,512 | 223,369 | 231,746 | 273,455 | 257,395 | 237,631 | 256,099 | 262,901 | 223,220 | 157,772 | 135,864 | 100.0 | 100.0 | 100.0 | 100.0 | 100.0 | 100.0 | 100.0 |
| Under 10 acres | 17,366 | 23,034 | 12,502 | 19,110 | 10,730 | 9,909 | 9,192 | 13,743 | 10,777 | 5,127 | 3,874 | 8.2 | 10.3 | 5.4 | 7.0 | 4.2 | 4.2 | 3.6 |
| *Under 3 (see text)* | 1,370 | 6,480 | 167 | 305 | 404 | 102 | 316 | 130 | 768 | (*) | 277 | 0.6 | 2.9 | 0.1 | 0.1 | 0.2 | (1) | 0.1 |
| *3-9* | 15,996 | 16,554 | 12,335 | 18,805 | 10,326 | 9,807 | 8,876 | 13,613 | 10,009 | (*) | 3,597 | 7.6 | 7.4 | 5.3 | 6.9 | 4.0 | 4.1 | 3.5 |
| 10-29 | 47,432 | 45,453 | 53,197 | 78,549 | (*) | (*) | (*) | (*) | (*) | (*) | (*) | 22.4 | 20.3 | 23.0 | 28.7 | (*) | (*) | (*) |
| *10-19* | (*) | (*) | 21,739 | 35,781 | 28,025 | 26,262 | 24,549 | 28,115 | 20,866 | 12,004 | 13,055 | (*) | (*) | 9.4 | 13.1 | 10.9 | 11.1 | 9.6 |
| *20-29* | (*) | (*) | 31,458 | 42,768 | (*) | (*) | (*) | (*) | (*) | (*) | (*) | (*) | (*) | 13.6 | 15.6 | (*) | (*) | (*) |
| 30-49 | (*) | (*) | 99,193 | 106,638 | 115,123 | 104,030 | 112,848 | 106,841 | 80,784 | 51,861 | 41,721 | (*) | (*) | 38.5 | 39.0 | 44.7 | 43.8 | 44.1 |
| 30-49 | 46,631 | 52,938 | 57,735 | 62,870 | (*) | (*) | (*) | (*) | (*) | (*) | (*) | 22.0 | 23.7 | 24.9 | 23.4 | (*) | (*) | (*) |
| 50-99 | 50,495 | 53,781 | 57,773 | 60,652 | 59,817 | 53,667 | 57,404 | 55,448 | 47,745 | 30,414 | 26,447 | 23.9 | 24.1 | 24.9 | 22.2 | 23.2 | 22.6 | 22.4 |
| 100-499 | 44,522 | 44,255 | 47,350 | 48,293 | 41,533 | 41,496 | 49,233 | 55,656 | 59,304 | 52,736 | 44,254 | 21.0 | 19.8 | 20.4 | 17.7 | 16.1 | 17.5 | 19.2 |
| *100-174* | (*) | (*) | 31,129 | 31,948 | 27,889 | 27,885 | 32,500 | 35,563 | 37,111 | (*) | (*) | (*) | (*) | 13.4 | 11.7 | 10.8 | 11.0 | 12.7 |
| 100-179 | 28,135 | 29,271 | 31,687 | 32,578 | (*) | (*) | (*) | (*) | (*) | (*) | (*) | 13.3 | 13.1 | 13.7 | 11.9 | (*) | (*) | (*) |
| *175-259* | (*) | (*) | 9,827 | 9,874 | 8,385 | 8,255 | 10,032 | 11,932 | 12,561 | (*) | (*) | (*) | (*) | 4.2 | 3.6 | 3.3 | 3.5 | 3.9 |
| 180-259 | 8,822 | 8,405 | 9,069 | 9,244 | (*) | (*) | (*) | (*) | (*) | (*) | (*) | 4.2 | 3.8 | 3.9 | 3.4 | (*) | (*) | (*) |
| 260-499 | 7,565 | 6,579 | 6,594 | 6,471 | 5,259 | 5,356 | 6,701 | 8,161 | 9,632 | (*) | (*) | 3.6 | 2.9 | 2.8 | 2.4 | 2.0 | 2.3 | 2.6 |
| 500-999 | 3,206 | 2,513 | 2,148 | 2,067 | 1,527 | 1,616 | 1,991 | 2,276 | 2,788 | 4,054 | 4,645 | 1.5 | 1.1 | 0.9 | 0.8 | 0.6 | 0.7 | 0.8 |
| 1,000 and over | 1,860 | 1,395 | 1,041 | 914 | 640 | 651 | 882 | 822 | 956 | 1,576 | 1,868 | 0.9 | 0.6 | 0.4 | 0.3 | 0.2 | 0.3 | 0.3 |
| **Mississippi** | 251,383 | 263,528 | 291,092 | 311,683 | 312,663 | 257,228 | 272,101 | 274,382 | 220,803 | 144,318 | 101,772 | 100.0 | 100.0 | 100.0 | 100.0 | 100.0 | 100.0 | 100.0 |
| Under 10 acres | 24,229 | 19,609 | 18,537 | 19,333 | 14,764 | 11,381 | 8,259 | 11,372 | 6,741 | 2,934 | 2,420 | 9.6 | 7.4 | 6.4 | 6.2 | 4.7 | 4.4 | 3.0 |
| *Under 3 (see text)* | 1,215 | 1,175 | 179 | 211 | 405 | 48 | 147 | 240 | 499 | (*) | 84 | 0.5 | 0.4 | 0.1 | 0.1 | 0.1 | (1) | 0.1 |
| *3-9* | 23,014 | 18,434 | 18,358 | 19,122 | 14,359 | 11,333 | 8,112 | 11,132 | 6,242 | (*) | 2,336 | 9.2 | 7.0 | 6.3 | 6.1 | 4.6 | 4.4 | 3.0 |
| 10-29 | 87,308 | 101,657 | 125,883 | 148,481 | (*) | (*) | (*) | (*) | (*) | (*) | (*) | 34.7 | 38.6 | 43.2 | 47.6 | (*) | (*) | (*) |
| *10-19* | (*) | (*) | 75,939 | 89,474 | 78,990 | 64,177 | 57,694 | 55,571 | 35,529 | 18,059 | 11,936 | (*) | (*) | 26.1 | 28.7 | 25.3 | 24.9 | 21.2 |
| *20-29* | (*) | (*) | 49,944 | 59,007 | (*) | (*) | (*) | (*) | (*) | (*) | (*) | (*) | (*) | 17.2 | 18.9 | (*) | (*) | (*) |
| 30-49 | (*) | (*) | 100,983 | 109,480 | 132,277 | 103,689 | 118,795 | 112,866 | 85,934 | 48,355 | 28,828 | (*) | (*) | 34.7 | 35.1 | 42.3 | 40.3 | 42.9 |
| 30-49 | 42,413 | 47,605 | 51,039 | 50,473 | (*) | (*) | (*) | (*) | (*) | (*) | (*) | 16.9 | 18.1 | 17.5 | 16.2 | (*) | (*) | (*) |
| 50-99 | 47,095 | 46,426 | 47,680 | 44,682 | 44,584 | 36,755 | 41,900 | 44,645 | 39,469 | 26,118 | 19,318 | 18.7 | 17.6 | 16.4 | 14.3 | 14.3 | 14.3 | 15.4 |
| 100-499 | 45,306 | 43,981 | 44,471 | 45,084 | 39,784 | 38,689 | 44,548 | 47,287 | 49,810 | 43,656 | 35,493 | 18.0 | 16.7 | 15.3 | 14.5 | 12.7 | 15.0 | 16.4 |
| *100-174* | (*) | (*) | 28,663 | 28,301 | 28,123 | 24,727 | 28,218 | 30,172 | 31,380 | (*) | (*) | (*) | (*) | 9.8 | 9.1 | 8.4 | 9.6 | 10.4 |
| 100-179 | 28,753 | 28,651 | 29,249 | 28,894 | (*) | (*) | (*) | (*) | (*) | (*) | (*) | 11.4 | 10.9 | 10.0 | 9.3 | (*) | (*) | (*) |
| *175-259* | (*) | (*) | 9,163 | 9,571 | 8,133 | 8,170 | 9,553 | 10,132 | 10,331 | (*) | (*) | (*) | (*) | 3.1 | 3.1 | 2.6 | 3.2 | 3.5 |
| 180-259 | 8,840 | 8,456 | 8,577 | 8,978 | (*) | (*) | (*) | (*) | (*) | (*) | (*) | 3.5 | 3.2 | 2.9 | 2.9 | (*) | (*) | (*) |
| 260-499 | 7,713 | 6,874 | 6,645 | 7,212 | 5,528 | 5,782 | 6,777 | 6,983 | 8,099 | (*) | (*) | 3.1 | 2.6 | 2.3 | 2.3 | 1.8 | 2.2 | 2.5 |
| 500-999 | 3,299 | 2,796 | 2,420 | 2,626 | 1,649 | 1,811 | 2,040 | 2,061 | 2,461 | 3,542 | 3,936 | 1.3 | 1.1 | 0.8 | 0.8 | 0.5 | 0.7 | 0.7 |
| 1,000 and over | 1,733 | 1,454 | 1,062 | 1,004 | 615 | 726 | 865 | 780 | 859 | 1,654 | 1,833 | 0.7 | 0.6 | 0.4 | 0.3 | 0.2 | 0.3 | 0.3 |
| THE SOUTH-WEST SOUTH CENTRAL | | | | | | | | | | | | | | | | | | |
| **Arkansas** | 182,429 | 198,769 | 216,674 | 253,013 | 242,334 | 221,991 | 232,604 | 214,678 | 178,694 | 124,760 | 94,433 | 100.0 | 100.0 | 100.0 | 100.0 | 100.0 | 100.0 | 100.0 |
| Under 10 acres | 16,349 | 21,353 | 19,102 | 19,488 | 9,395 | 8,197 | 5,662 | 6,384 | 4,474 | 1,921 | 2,167 | 9.0 | 10.7 | 8.8 | 7.7 | 3.9 | 3.7 | 2.4 |
| *Under 3 (see text)* | 1,240 | 5,207 | 2,477 | 2,623 | 477 | 50 | 229 | 114 | 529 | (*) | 97 | 0.7 | 2.6 | 1.1 | 1.0 | 0.2 | (1) | 0.1 |
| *3-9* | 15,109 | 16,146 | 16,625 | 16,865 | 8,918 | 8,147 | 5,433 | 6,270 | 3,945 | (*) | 2,070 | 8.3 | 8.1 | 7.7 | 6.7 | 3.7 | 3.7 | 2.3 |
| 10-29 | 39,547 | 47,237 | 51,140 | 75,000 | (*) | (*) | (*) | (*) | (*) | (*) | (*) | 21.7 | 23.8 | 23.6 | 29.6 | (*) | (*) | (*) |
| *10-19* | (*) | (*) | 30,793 | 42,279 | 39,285 | 36,369 | 30,281 | 29,875 | 20,191 | 10,202 | 10,780 | (*) | (*) | 14.2 | 16.7 | 16.2 | 16.4 | 13.0 |
| *20-29* | (*) | (*) | 20,347 | 32,721 | (*) | (*) | (*) | (*) | (*) | (*) | (*) | (*) | (*) | 9.4 | 12.9 | (*) | (*) | (*) |
| 30-49 | (*) | (*) | 84,273 | 98,805 | 98,182 | 84,740 | 92,438 | 74,983 | 55,332 | 28,609 | 19,282 | (*) | (*) | 39.1 | 34.3 | 40.5 | 38.2 | 39.7 |
| 30-49 | 31,863 | 38,312 | 43,926 | 54,084 | (*) | (*) | (*) | (*) | (*) | (*) | (*) | 17.5 | 19.3 | 20.3 | 21.4 | (*) | (*) | (*) |
| 50-99 | 40,121 | 41,179 | 48,091 | 53,174 | 49,921 | 46,778 | 50,619 | 45,373 | 38,595 | 28,221 | 21,787 | 22.0 | 20.7 | 22.2 | 21.0 | 20.6 | 21.1 | 21.8 |
| 100-499 | 50,147 | 47,259 | 51,657 | 49,224 | 44,142 | 44,363 | 52,007 | 56,502 | 58,447 | 52,532 | 37,976 | 27.5 | 23.8 | 23.8 | 19.5 | 18.2 | 20.0 | 22.4 |
| *100-174* | (*) | (*) | 33,751 | 33,893 | 30,492 | 30,874 | 36,275 | 39,353 | 42,009 | (*) | (*) | (*) | (*) | 15.6 | 13.4 | 12.8 | 13.9 | 15.6 |
| 100-179 | 30,537 | 29,958 | 34,351 | 34,483 | (*) | (*) | (*) | (*) | (*) | (*) | (*) | 16.7 | 15.1 | 15.9 | 13.6 | (*) | (*) | (*) |
| *175-259* | (*) | (*) | 10,819 | 9,564 | 8,685 | 8,586 | 9,973 | 11,135 | 10,569 | (*) | (*) | (*) | (*) | 5.0 | 3.8 | 3.6 | 3.9 | 4.3 |
| 180-259 | 10,775 | 9,797 | 10,225 | 8,974 | (*) | (*) | (*) | (*) | (*) | (*) | (*) | 5.9 | 4.9 | 4.7 | 3.5 | (*) | (*) | (*) |
| 260-499 | 8,835 | 7,504 | 7,081 | 5,767 | 4,985 | 4,903 | 5,759 | 6,014 | 5,871 | (*) | (*) | 4.8 | 3.8 | 3.3 | 2.3 | 2.1 | 2.2 | 2.5 |
| 500-999 | 3,148 | 2,472 | 2,034 | 1,529 | 1,091 | 1,173 | 1,195 | 1,163 | 1,239 | 1,654 | 1,793 | 1.7 | 1.2 | 0.9 | 0.6 | 0.5 | 0.5 | 0.5 |
| 1,000 and over | 1,254 | 957 | 724 | 514 | 338 | 371 | 402 | 398 | 416 | 621 | 648 | 0.7 | 0.5 | 0.3 | 0.2 | 0.1 | 0.2 | 0.2 |

See footnotes at end of table.

## Table 12.—NUMBER OF FARMS BY SIZE OF FARM, BY REGIONS AND STATES: 1880 TO 1950—Continued

[Data in reverse italics indicate size-of-farm groups shown for earlier censuses which do not represent subdivisions or consolidations of the 1950 classification. Data for 1950 are based on reports for only a sample of farms. See text.]

| Region, State, and size group | Number of farms | | | | | | | | | | | Percent distribution | | | | | | |
|---|---|---|---|---|---|---|---|---|---|---|---|---|---|---|---|---|---|---|
| | 1950 | 1945 | 1940 | 1935 | 1930 | 1925 | 1920 | 1910 | 1900 | 1890 | 1880 | 1950 | 1945 | 1940 | 1935 | 1930 | 1925 | 1920 |
| THE SOUTH-WEST SOUTH CENTRAL—Continued | | | | | | | | | | | | | | | | | | |
| **Louisiana** | 124,181 | 129,295 | 150,007 | 170,216 | 161,445 | 132,450 | 135,463 | 120,546 | 115,969 | 69,294 | 48,292 | 100.0 | 100.0 | 100.0 | 100.0 | 100.0 | 100.0 | 100.0 |
| Under 10 acres | 15,193 | 12,525 | 12,508 | 15,456 | 10,262 | 7,988 | 4,427 | 7,015 | 5,722 | 2,196 | 1,948 | 12.2 | 9.7 | 8.3 | 9.1 | 6.4 | 6.0 | 3.3 |
| Under 3 (see text) | 1,790 | 1,878 | 352 | 959 | 689 | 287 | 343 | 344 | 992 | (*) | 100 | 1.4 | 1.5 | 0.2 | 0.6 | 0.4 | 0.2 | 0.3 |
| 3-9 | 13,403 | 10,647 | 12,156 | 14,497 | 9,573 | 7,701 | 4,084 | 6,671 | 4,730 | (*) | 1,848 | 10.8 | 8.2 | 8.1 | 8.5 | 5.9 | 5.8 | 3.0 |
| 10-29 | 41,884 | 47,057 | 62,989 | 75,454 | (*) | (*) | (*) | (*) | (*) | (*) | (*) | 33.7 | 36.4 | 42.0 | 44.3 | (*) | (*) | (*) |
| 10-19 | (*) | (*) | 32,530 | 40,250 | 35,986 | 30,170 | 25,606 | 22,241 | 20,060 | 10,270 | 6,708 | (*) | (*) | 21.7 | 23.6 | 22.3 | 22.8 | 18.9 |
| 20-29 | (*) | (*) | 30,459 | 35,204 | (*) | (*) | (*) | (*) | (*) | (*) | (*) | (*) | (*) | 20.3 | 20.7 | (*) | (*) | (*) |
| 30-49 | (*) | (*) | 63,937 | 70,718 | 75,082 | 55,549 | 61,346 | 48,389 | 44,622 | 22,148 | 12,628 | (*) | (*) | 42.6 | 41.5 | 46.5 | 41.9 | 45.3 |
| 30-49 | 26,026 | 29,751 | 33,478 | 35,514 | (*) | (*) | (*) | (*) | (*) | (*) | (*) | 21.0 | 23.0 | 22.3 | 20.9 | (*) | (*) | (*) |
| 50-99 | 20,206 | 20,566 | 21,914 | 23,621 | 22,550 | 19,800 | 21,715 | 20,248 | 18,179 | 11,271 | 8,501 | 16.3 | 15.9 | 14.6 | 13.9 | 14.0 | 15.0 | 16.0 |
| 100-499 | 17,705 | 16,822 | 16,938 | 18,102 | 15,916 | 17,043 | 20,327 | 22,087 | 24,648 | 20,109 | 15,031 | 14.3 | 13.0 | 11.3 | 10.6 | 9.9 | 12.9 | 15.0 |
| 100-174 | (*) | (*) | 10,628 | 11,489 | 10,376 | 10,911 | 12,855 | 13,881 | 15,633 | (*) | (*) | (*) | (*) | 7.1 | 6.7 | 6.4 | 8.2 | 9.5 |
| 100-179 | 10,429 | 10,400 | 10,845 | 11,720 | (*) | (*) | (*) | (*) | (*) | (*) | (*) | 8.4 | 8.0 | 7.2 | 6.9 | (*) | (*) | (*) |
| 175-259 | (*) | (*) | 3,486 | 3,898 | 3,026 | 3,394 | 4,240 | 4,645 | 4,839 | (*) | (*) | (*) | (*) | 2.3 | 2.2 | 1.9 | 2.8 | 3.1 |
| 180-259 | 3,623 | 3,256 | 3,217 | 3,437 | (*) | (*) | (*) | (*) | (*) | (*) | (*) | 2.9 | 2.5 | 2.1 | 2.0 | (*) | (*) | (*) |
| 260-499 | 3,653 | 3,166 | 2,876 | 2,945 | 2,511 | 2,738 | 3,232 | 3,761 | 4,176 | (*) | (*) | 2.9 | 2.4 | 1.9 | 1.7 | 1.6 | 2.1 | 2.4 |
| 500-999 | 1,836 | 1,531 | 1,322 | 1,252 | 979 | 1,111 | 1,247 | 1,548 | 1,688 | 2,023 | 2,159 | 1.5 | 1.2 | 0.9 | 0.7 | 0.6 | 0.8 | 0.9 |
| 1,000 and over | 1,331 | 1,043 | 858 | 817 | 670 | 709 | 795 | 1,018 | 1,050 | 1,277 | 1,319 | 1.1 | 0.8 | 0.6 | 0.5 | 0.4 | 0.5 | 0.6 |
| **Oklahoma**[3] | 142,246 | 164,790 | 179,687 | 213,325 | 203,866 | 197,218 | 191,988 | 190,192 | 108,000 | 8,826 | ..... | 100.0 | 100.0 | 100.0 | 100.0 | 100.0 | 100.0 | 100.0 |
| Under 10 acres | 7,801 | 15,140 | 8,709 | 7,894 | 5,271 | 3,748 | 2,036 | 2,079 | 2,073 | 1 | ..... | 5.5 | 9.2 | 4.8 | 3.7 | 2.6 | 1.9 | 1.1 |
| Under 3 (see text) | 1,602 | 5,169 | 359 | 226 | 954 | 59 | 167 | 104 | 388 | (*) | ..... | 1.1 | 3.1 | 0.2 | 0.1 | 0.5 | (1) | 0.1 |
| 3-9 | 6,199 | 9,971 | 8,350 | 7,668 | 4,317 | 3,689 | 1,869 | 1,975 | 1,685 | (*) | ..... | 4.4 | 6.1 | 4.6 | 3.6 | 2.1 | 1.9 | 1.0 |
| 10-29 | 10,365 | 12,064 | 13,736 | 18,090 | (*) | (*) | (*) | (*) | (*) | (*) | ..... | 7.3 | 7.3 | 7.6 | 8.5 | (*) | (*) | (*) |
| 10-19 | (*) | (*) | 7,346 | 9,132 | 6,901 | 6,532 | 3,988 | 5,079 | 4,658 | 4 | ..... | (*) | (*) | 4.1 | 4.3 | 3.4 | 3.3 | 2.1 |
| 20-29 | (*) | (*) | 6,390 | 8,958 | (*) | (*) | (*) | (*) | (*) | (*) | ..... | (*) | (*) | 3.6 | 4.2 | (*) | (*) | (*) |
| 30-49 | (*) | (*) | 23,838 | 34,785 | 33,055 | 34,986 | 32,556 | 31,489 | 19,390 | 23 | ..... | (*) | (*) | 13.3 | 16.3 | 16.2 | 17.7 | 17.0 |
| 30-49 | 11,493 | 13,536 | 17,448 | 25,827 | (*) | (*) | (*) | (*) | (*) | (*) | ..... | 8.1 | 8.2 | 9.7 | 12.1 | (*) | (*) | (*) |
| 50-99 | 22,525 | 27,401 | 36,587 | 49,078 | 48,362 | 47,375 | 43,452 | 39,002 | 16,300 | 192 | ..... | 15.8 | 16.6 | 20.4 | 23.0 | 23.7 | 24.0 | 22.6 |
| 100-499 | 76,714 | 84,817 | 93,437 | 104,714 | 102,954 | 99,268 | 103,897 | 108,998 | 62,189 | 8,209 | ..... | 53.9 | 51.5 | 52.0 | 49.1 | 50.5 | 50.3 | 54.1 |
| 100-174 | (*) | (*) | 54,278 | 66,809 | 64,685 | 65,102 | 66,245 | 75,186 | 48,983 | (*) | ..... | (*) | (*) | 30.2 | 31.3 | 31.7 | 33.0 | 34.5 |
| 100-179 | 36,429 | 44,579 | 54,763 | 67,339 | (*) | (*) | (*) | (*) | (*) | (*) | ..... | 25.6 | 27.1 | 30.5 | 31.6 | (*) | (*) | (*) |
| 175-259 | (*) | (*) | 18,404 | 18,743 | 17,585 | 14,985 | 18,247 | 18,078 | 8,002 | (*) | ..... | (*) | (*) | 9.1 | 7.8 | 8.6 | 7.6 | 8.5 |
| 180-259 | 15,609 | 15,486 | 15,919 | 16,213 | (*) | (*) | (*) | (*) | (*) | (*) | ..... | 11.0 | 9.4 | 8.9 | 7.6 | (*) | (*) | (*) |
| 260-499 | 24,676 | 24,752 | 22,755 | 21,162 | 20,704 | 19,201 | 21,405 | 17,734 | 7,204 | (*) | ..... | 17.3 | 15.0 | 12.7 | 9.9 | 10.2 | 9.7 | 11.1 |
| 500-999 | 9,302 | 8,310 | 6,979 | 5,647 | 5,490 | 4,054 | 4,566 | 2,688 | 1,937 | 300 | ..... | 6.5 | 5.0 | 3.9 | 2.6 | 2.7 | 2.1 | 2.4 |
| 1,000 and over | 4,046 | 3,522 | 2,791 | 2,075 | 1,833 | 1,255 | 1,491 | 857 | 1,453 | 17 | ..... | 2.8 | 2.1 | 1.6 | 1.0 | 0.9 | 0.6 | 0.8 |
| **Texas** | 331,567 | 384,977 | 418,002 | 501,017 | 495,489 | 465,646 | 436,033 | 417,770 | 352,190 | 228,126 | 174,184 | 100.0 | 100.0 | 100.0 | 100.0 | 100.0 | 100.0 | 100.0 |
| Under 10 acres | 25,825 | 42,064 | 29,367 | 24,350 | 14,902 | 12,056 | 7,892 | 9,480 | 8,087 | 3,494 | 3,588 | 7.8 | 10.9 | 7.0 | 4.9 | 3.0 | 2.6 | 1.8 |
| Under 3 (see text) | 4,020 | 12,275 | 4,416 | 1,741 | 2,261 | 474 | 793 | 411 | 1,302 | (*) | 34 | 1.2 | 3.2 | 1.1 | 0.3 | 0.5 | 0.1 | 0.2 |
| 3-9 | 21,797 | 29,789 | 24,951 | 22,609 | 12,641 | 11,582 | 7,099 | 9,069 | 6,785 | (*) | 3,554 | 6.6 | 7.7 | 6.0 | 4.5 | 2.6 | 2.5 | 1.6 |
| 10-29 | 38,354 | 45,871 | 53,112 | 78,164 | (*) | (*) | (*) | (*) | (*) | (*) | (*) | 11.6 | 11.9 | 12.7 | 15.6 | (*) | (*) | (*) |
| 10-19 | (*) | (*) | 26,686 | 37,729 | 31,200 | 30,258 | 17,986 | 19,891 | 19,633 | 14,433 | 16,780 | (*) | (*) | 6.4 | 7.5 | 6.3 | 6.5 | 4.1 |
| 20-29 | (*) | (*) | 26,426 | 40,435 | (*) | (*) | (*) | (*) | (*) | (*) | (*) | (*) | (*) | 6.3 | 8.1 | (*) | (*) | (*) |
| 30-49 | (*) | (*) | 70,513 | 104,041 | 120,866 | 122,636 | 110,387 | 98,583 | 99,139 | 62,303 | 43,675 | (*) | (*) | 16.9 | 20.8 | 24.4 | 26.3 | 25.3 |
| 30-49 | 27,981 | 35,090 | 44,087 | 63,606 | (*) | (*) | (*) | (*) | (*) | (*) | (*) | 8.4 | 9.1 | 10.5 | 12.7 | (*) | (*) | (*) |
| 50-99 | 58,020 | 71,864 | 89,574 | 115,123 | 123,482 | 120,983 | 119,427 | 112,237 | 88,537 | 46,652 | 29,539 | 17.5 | 18.7 | 21.4 | 23.0 | 24.9 | 26.0 | 27.4 |
| 100-499 | 141,909 | 153,717 | 168,478 | 188,120 | 179,027 | 157,987 | 156,365 | 153,623 | 115,393 | 87,112 | 70,821 | 42.8 | 39.9 | 40.3 | 37.5 | 36.1 | 33.9 | 35.9 |
| 100-174 | (*) | (*) | 90,512 | 108,820 | 106,866 | 99,099 | 98,792 | 94,574 | 71,392 | (*) | (*) | (*) | (*) | 21.7 | 21.7 | 21.6 | 21.3 | 22.2 |
| 100-179 | 68,523 | 80,751 | 94,142 | 112,931 | (*) | (*) | (*) | (*) | (*) | (*) | (*) | 20.7 | 21.0 | 22.5 | 22.5 | (*) | (*) | (*) |
| 175-259 | (*) | (*) | 39,170 | 41,595 | 38,926 | 32,085 | 32,121 | 31,864 | 24,000 | (*) | (*) | (*) | (*) | 9.4 | 8.3 | 7.9 | 6.9 | 7.4 |
| 180-259 | 32,423 | 33,639 | 35,600 | 37,484 | (*) | (*) | (*) | (*) | (*) | (*) | (*) | 9.8 | 8.7 | 8.5 | 7.5 | (*) | (*) | (*) |
| 260-499 | 40,963 | 39,327 | 38,736 | 37,705 | 33,235 | 26,803 | 27,452 | 27,185 | 20,001 | (*) | (*) | 12.4 | 10.2 | 9.3 | 7.5 | 6.7 | 5.8 | 6.3 |
| 500-999 | 21,436 | 19,646 | 18,283 | 17,313 | 14,331 | 11,725 | 12,709 | 12,833 | 10,183 | 8,717 | 5,988 | 6.5 | 5.1 | 4.4 | 3.5 | 2.9 | 2.5 | 2.9 |
| 1,000 and over | 18,042 | 16,725 | 15,101 | 14,341 | 11,881 | 10,001 | 11,267 | 11,123 | 11,220 | 5,415 | 3,793 | 5.4 | 4.3 | 3.6 | 2.9 | 2.4 | 2.1 | 2.6 |
| THE WEST-MOUNTAIN | | | | | | | | | | | | | | | | | | |
| **Montana** | 35,085 | 37,747 | 41,823 | 50,564 | 47,495 | 46,904 | 57,677 | 26,214 | 13,370 | 5,603 | 1,519 | 100.0 | 100.0 | 100.0 | 100.0 | 100.0 | 100.0 | 100.0 |
| Under 10 acres | 1,236 | 1,508 | 1,466 | 1,601 | 1,000 | 685 | 496 | 503 | 535 | 11 | 12 | 3.5 | 4.0 | 3.5 | 3.2 | 2.1 | 1.5 | 0.9 |
| Under 3 (see text) | 267 | 205 | 145 | 340 | 254 | 206 | 97 | 274 | 417 | (*) | ..... | 0.8 | 0.5 | 0.3 | 0.7 | 0.5 | 0.4 | 0.2 |
| 3-9 | 969 | 1,303 | 1,321 | 1,261 | 746 | 479 | 399 | 229 | 118 | (*) | 12 | 2.8 | 3.5 | 3.2 | 2.5 | 1.6 | 1.0 | 0.7 |
| 10-29 | 1,241 | 1,411 | 1,544 | 1,531 | (*) | (*) | (*) | (*) | (*) | (*) | (*) | 3.5 | 3.7 | 3.7 | 3.0 | (*) | (*) | (*) |
| 10-19 | (*) | (*) | 974 | 960 | 610 | 423 | 434 | 252 | 118 | 8 | 13 | (*) | (*) | 2.3 | 1.9 | 1.3 | 0.9 | 0.8 |
| 20-29 | (*) | (*) | 570 | 571 | (*) | (*) | (*) | (*) | (*) | (*) | (*) | (*) | (*) | 1.4 | 1.1 | (*) | (*) | (*) |
| 30-49 | (*) | (*) | 2,002 | 2,147 | 1,477 | 1,285 | 1,279 | 956 | 399 | 59 | 62 | (*) | (*) | 4.8 | 4.2 | 3.1 | 2.7 | 2.2 |
| 30-49 | 984 | 1,100 | 1,432 | 1,576 | (*) | (*) | (*) | (*) | (*) | (*) | (*) | 2.8 | 2.9 | 3.4 | 3.1 | (*) | (*) | (*) |
| 50-99 | 2,005 | 2,127 | 2,844 | 2,920 | 2,161 | 1,972 | 2,141 | 1,260 | 563 | 190 | 63 | 5.7 | 5.6 | 6.8 | 5.8 | 4.5 | 4.2 | 3.7 |
| 100-499 | 10,365 | 11,996 | 15,308 | 20,523 | 19,479 | 25,148 | 35,723 | 18,891 | 9,209 | 4,538 | 1,256 | 29.5 | 31.8 | 36.6 | 40.6 | 41.0 | 53.6 | 61.9 |
| 100-174 | (*) | (*) | 5,285 | 6,599 | 5,551 | 6,392 | 8,735 | 10,552 | 6,613 | (*) | (*) | (*) | (*) | 12.6 | 13.0 | 11.7 | 13.6 | 15.1 |
| 100-179 | 3,655 | 4,204 | 5,345 | 6,681 | (*) | (*) | (*) | (*) | (*) | (*) | (*) | 10.4 | 11.1 | 12.8 | 13.2 | (*) | (*) | (*) |
| 175-259 | (*) | (*) | 2,208 | 2,510 | 2,498 | 2,610 | 3,412 | 1,566 | 878 | (*) | (*) | (*) | (*) | 5.3 | 5.1 | 5.3 | 5.6 | 5.9 |
| 180-259 | 1,925 | 1,927 | 2,146 | 2,488 | (*) | (*) | (*) | (*) | (*) | (*) | (*) | 5.5 | 5.1 | 5.1 | 4.9 | (*) | (*) | (*) |
| 260-499 | 4,785 | 5,865 | 7,817 | 11,354 | 11,432 | 16,146 | 23,576 | 6,773 | 2,718 | (*) | (*) | 13.6 | 15.5 | 18.7 | 22.5 | 24.1 | 34.4 | 40.9 |
| 500-999 | 6,200 | 6,852 | 8,614 | 11,628 | 12,267 | 11,467 | 11,982 | 2,353 | 1,257 | 518 | 93 | 17.7 | 18.2 | 20.6 | 23.0 | 25.8 | 24.4 | 20.8 |
| 1,000 and over | 13,054 | 12,753 | 10,615 | 10,785 | 10,501 | 5,924 | 5,622 | 1,999 | 1,289 | 279 | 20 | 37.2 | 33.8 | 25.4 | 21.3 | 22.1 | 12.6 | 9.7 |
| **Idaho** | 40,284 | 41,498 | 43,663 | 45,113 | 41,674 | 40,592 | 42,106 | 30,807 | 17,471 | 6,603 | 1,885 | 100.0 | 100.0 | 100.0 | 100.0 | 100.0 | 100.0 | 100.0 |
| Under 10 acres | 3,743 | 4,267 | 4,088 | 3,492 | 2,681 | 1,921 | 1,513 | 1,064 | 537 | 47 | 11 | 9.3 | 10.3 | 9.4 | 7.7 | 6.4 | 4.7 | 3.6 |
| Under 3 (see text) | 471 | 744 | 402 | 438 | 547 | 185 | 332 | 189 | 349 | (*) | ..... | 1.2 | 1.8 | 0.9 | 1.0 | 1.3 | 0.5 | 0.8 |
| 3-9 | 3,272 | 3,523 | 3,686 | 3,054 | 2,134 | 1,736 | 1,181 | 875 | 188 | (*) | 11 | 8.1 | 8.5 | 8.4 | 6.8 | 5.1 | 4.3 | 2.8 |
| 10-29 | 3,698 | 3,833 | 4,236 | 4,410 | (*) | (*) | (*) | (*) | (*) | (*) | (*) | 9.2 | 9.2 | 9.7 | 9.8 | (*) | (*) | (*) |
| 10-19 | (*) | (*) | 2,387 | 2,331 | 1,937 | 1,783 | 1,404 | 941 | 267 | 42 | 40 | (*) | (*) | 5.5 | 5.2 | 4.6 | 4.4 | 3.3 |
| 20-29 | (*) | (*) | 1,849 | 2,079 | (*) | (*) | (*) | (*) | (*) | (*) | (*) | (*) | (*) | 4.2 | 4.6 | (*) | (*) | (*) |
| 30-49 | (*) | (*) | 7,556 | 8,353 | 7,091 | 7,697 | 6,819 | 4,048 | 1,478 | 332 | 189 | (*) | (*) | 17.3 | 18.5 | 17.0 | 19.0 | 16.2 |
| 30-49 | 4,506 | 4,912 | 5,707 | 6,274 | (*) | (*) | (*) | (*) | (*) | (*) | (*) | 11.2 | 11.8 | 13.1 | 13.9 | (*) | (*) | (*) |
| 50-99 | 8,952 | 9,045 | 9,385 | 9,703 | 9,010 | 8,625 | 8,502 | 5,820 | 2,306 | 541 | 278 | 22.2 | 21.8 | 21.5 | 21.5 | 21.6 | 21.2 | 20.2 |
| 100-499 | 14,426 | 14,838 | 16,063 | 17,095 | 17,008 | 17,620 | 21,053 | 17,757 | 12,276 | 5,369 | 1,319 | 35.8 | 35.8 | 36.8 | 37.9 | 40.8 | 43.4 | 50.0 |
| 100-174 | (*) | (*) | 8,326 | 8,908 | 8,547 | 9,315 | 10,585 | 11,891 | 8,998 | (*) | (*) | (*) | (*) | 19.1 | 19.7 | 20.5 | 22.9 | 25.1 |
| 100-179 | 7,389 | 7,734 | 8,462 | 9,018 | (*) | (*) | (*) | (*) | (*) | (*) | (*) | 18.3 | 18.6 | 19.4 | 20.0 | (*) | (*) | (*) |
| 175-259 | (*) | (*) | 3,228 | 3,289 | 3,377 | 3,216 | 3,675 | 2,519 | 1,348 | (*) | (*) | (*) | (*) | 7.4 | 7.3 | 8.1 | 7.9 | 8.7 |
| 180-259 | 2,875 | 2,918 | 3,092 | 3,179 | (*) | (*) | (*) | (*) | (*) | (*) | (*) | 7.1 | 7.0 | 7.1 | 7.0 | (*) | (*) | (*) |
| 260-499 | 4,162 | 4,186 | 4,509 | 4,898 | 5,084 | 5,089 | 6,813 | 3,347 | 1,930 | (*) | (*) | 10.3 | 10.1 | 10.3 | 10.9 | 12.2 | 12.5 | 16.2 |
| 500-999 | 2,606 | 2,469 | 2,542 | 2,751 | 2,702 | 2,186 | 2,209 | 921 | 436 | 226 | 40 | 6.5 | 5.9 | 5.8 | 6.1 | 6.5 | 5.4 | 5.2 |
| 1,000 and over | 2,353 | 2,134 | 1,642 | 1,388 | 1,245 | 760 | 606 | 256 | 171 | 46 | 8 | 5.8 | 5.1 | 3.8 | 3.1 | 3.0 | 1.9 | 1.4 |

See footnotes at end of table.

## Table 12.—NUMBER OF FARMS BY SIZE OF FARM, BY REGIONS AND STATES: 1880 TO 1950—Continued

[Data in reverse italics indicate size-of-farm groups shown for earlier censuses which do not represent subdivisions or consolidations of the 1950 classification. Data for 1950 are based on reports for only a sample of farms. See text]

| Region, State, and size group | Number of farms | | | | | | | | | | | Percent distribution | | | | | | |
|---|---|---|---|---|---|---|---|---|---|---|---|---|---|---|---|---|---|---|
| | 1950 | 1945 | 1940 | 1935 | 1930 | 1925 | 1920 | 1910 | 1900 | 1890 | 1880 | 1950 | 1945 | 1940 | 1935 | 1930 | 1925 | 1920 |
| THE WEST—MOUNTAIN—Continued | | | | | | | | | | | | | | | | | | |
| **Wyoming** | 12,614 | 13,076 | 15,018 | 17,487 | 16,011 | 15,512 | 15,748 | 10,987 | 6,095 | 3,125 | 457 | 100.0 | 100.0 | 100.0 | 100.0 | 100.0 | 100.0 | 100.0 |
| Under 10 acres | 544 | 556 | 614 | 477 | 333 | 207 | 139 | 367 | 487 | 15 | 9 | 4.3 | 4.3 | 4.1 | 2.7 | 2.1 | 1.3 | 0.9 |
| Under 3 (see text) | 150 | 98 | 134 | 106 | 137 | 112 | 66 | 284 | 459 | (*) | ..... | 1.2 | 0.7 | 0.9 | 0.6 | 0.9 | 0.7 | 0.4 |
| 3-9 | 394 | 458 | 480 | 371 | 196 | 95 | 73 | 83 | 28 | (*) | 9 | 3.1 | 3.5 | 3.2 | 2.1 | 1.2 | 0.6 | 0.5 |
| 10-29 | 398 | 416 | 441 | 387 | (*) | (*) | (*) | (*) | (*) | (*) | (*) | 3.2 | 3.2 | 2.9 | 2.2 | (*) | (*) | (*) |
| 10-19 | (*) | (*) | 264 | 230 | 144 | 84 | 57 | 53 | 15 | 16 | 17 | (*) | (*) | 1.8 | 1.3 | 0.9 | 0.5 | 0.4 |
| 20-29 | (*) | (*) | 177 | 157 | (*) | (*) | (*) | (*) | (*) | (*) | (*) | (*) | (*) | 1.2 | 2.9 | (*) | (*) | (*) |
| 30-49 | (*) | (*) | 852 | 658 | 486 | 328 | 399 | 338 | 75 | 30 | 51 | (*) | (*) | 4.3 | 3.8 | 3.0 | 2.1 | 2.5 |
| 50-99 | 328 | 381 | 475 | 501 | (*) | (*) | (*) | (*) | (*) | (*) | (*) | 2.6 | 2.9 | 3.2 | 2.9 | (*) | (*) | (*) |
| 100-499 | 865 | 1,010 | 1,314 | 1,278 | 1,039 | 890 | 994 | 645 | 257 | 82 | 40 | 6.9 | 7.7 | 8.7 | 7.3 | 6.5 | 5.7 | 6.3 |
| 500-999 | 4,719 | 4,653 | 5,454 | 6,439 | 6,129 | 6,665 | 8,562 | 7,445 | 3,621 | 2,494 | 288 | 37.4 | 35.6 | 36.3 | 36.8 | 38.3 | 43.0 | 54.4 |
| 1,000 and over | (*) | (*) | 2,371 | 2,508 | 2,194 | 2,257 | 2,551 | 3,818 | 2,201 | (*) | (*) | (*) | (*) | 15.8 | 14.3 | 13.7 | 14.8 | 16.2 |
| 100-174 | 2,048 | 2,009 | 2,402 | 2,531 | (*) | (*) | (*) | (*) | (*) | (*) | (*) | 16.2 | 15.4 | 16.0 | 14.5 | (*) | (*) | (*) |
| 100-179 | (*) | (*) | 970 | 967 | 969 | 868 | 931 | 783 | 328 | (*) | (*) | (*) | (*) | 6.5 | 5.5 | 6.1 | 5.6 | 5.9 |
| 175-259 | 954 | 915 | 939 | 942 | (*) | (*) | (*) | (*) | (*) | (*) | (*) | 7.6 | 7.0 | 6.3 | 5.4 | (*) | (*) | (*) |
| 180-259 | 1,717 | 1,729 | 2,113 | 2,966 | 2,966 | 3,540 | 5,080 | 2,846 | 1,092 | (*) | (*) | 13.6 | 13.2 | 14.1 | 17.0 | 18.5 | 22.8 | 32.3 |
| 260-499 | 1,556 | 1,659 | 2,334 | 3,850 | 3,795 | 4,114 | 3,521 | 984 | 723 | 274 | 38 | 12.3 | 12.7 | 15.5 | 22.0 | 23.7 | 26.5 | 22.4 |
| 500-999 | 4,204 | 4,401 | 4,386 | 4,555 | 4,085 | 3,226 | 2,076 | 1,155 | 917 | 214 | 14 | 33.3 | 33.7 | 29.2 | 26.0 | 25.5 | 20.8 | 13.2 |
| 1,000 and over | | | | | | | | | | | | | | | | | | |
| **Colorado** | 45,578 | 47,618 | 51,436 | 63,644 | 59,956 | 58,020 | 59,934 | 46,170 | 24,700 | 16,389 | 4,506 | 100.0 | 100.0 | 100.0 | 100.0 | 100.0 | 100.0 | 100.0 |
| Under 10 acres | 4,343 | 4,958 | 4,235 | 5,196 | 4,644 | 3,601 | 2,698 | 2,791 | 1,841 | 202 | 47 | 9.5 | 10.4 | 8.2 | 8.2 | 7.7 | 6.2 | 4.5 |
| Under 3 (see text) | 935 | 831 | 411 | 816 | 1,032 | 399 | 410 | 569 | 794 | (*) | 1 | 2.1 | 1.7 | 0.8 | 1.3 | 1.7 | 0.7 | 0.7 |
| 3-9 | 3,408 | 4,127 | 3,824 | 4,380 | 3,612 | 3,202 | 2,288 | 2,222 | 1,047 | (*) | 46 | 7.5 | 8.7 | 7.4 | 6.9 | 6.0 | 5.5 | 3.8 |
| 10-29 | 4,046 | 4,491 | 4,499 | 5,184 | (*) | (*) | (*) | (*) | (*) | (*) | (*) | 8.9 | 9.4 | 8.7 | 8.1 | (*) | (*) | (*) |
| 10-19 | (*) | (*) | 2,869 | 3,302 | 2,808 | 2,565 | 2,234 | 2,279 | 1,032 | 222 | 96 | (*) | (*) | 5.6 | 5.2 | 4.7 | 4.4 | 3.7 |
| 20-29 | (*) | (*) | 1,630 | 1,882 | (*) | (*) | (*) | (*) | (*) | (*) | (*) | (*) | (*) | 3.2 | 3.0 | (*) | (*) | (*) |
| 30-49 | (*) | (*) | 4,348 | 5,106 | 4,726 | 4,480 | 4,449 | 3,882 | 2,122 | 522 | 335 | (*) | (*) | 8.5 | 8.0 | 7.9 | 7.7 | 7.4 |
| 50-99 | 2,260 | 2,430 | 2,718 | 3,224 | (*) | (*) | (*) | (*) | (*) | (*) | (*) | 5.0 | 5.1 | 5.3 | 5.1 | (*) | (*) | (*) |
| 100-499 | 4,582 | 4,820 | 5,682 | 6,348 | 5,990 | 5,872 | 5,913 | 4,384 | 2,526 | 1,107 | 659 | 10.1 | 10.1 | 11.0 | 10.0 | 10.0 | 10.1 | 9.9 |
| 500-999 | 16,235 | 17,261 | 21,001 | 28,926 | 27,551 | 29,749 | 33,750 | 28,831 | 14,476 | 13,095 | 3,022 | 35.6 | 36.2 | 40.8 | 45.4 | 46.0 | 51.3 | 56.3 |
| 1,000 and over | (*) | (*) | 8,945 | 11,250 | 10,499 | 10,750 | 12,139 | 16,355 | 9,104 | (*) | (*) | (*) | (*) | 17.4 | 17.7 | 17.5 | 18.5 | 20.3 |
| 100-174 | 6,705 | 7,358 | 9,053 | 11,358 | (*) | (*) | (*) | (*) | (*) | (*) | (*) | 14.7 | 15.5 | 17.6 | 17.8 | (*) | (*) | (*) |
| 100-179 | (*) | (*) | 3,208 | 3,928 | 3,952 | 3,859 | 4,019 | 3,004 | 1,573 | (*) | (*) | (*) | (*) | 6.2 | 6.2 | 6.6 | 6.7 | 6.7 |
| 175-259 | 2,849 | 2,829 | 3,100 | 3,820 | (*) | (*) | (*) | (*) | (*) | (*) | (*) | 6.3 | 5.9 | 6.0 | 6.0 | (*) | (*) | (*) |
| 180-259 | 6,681 | 7,074 | 8,848 | 13,748 | 13,100 | 15,140 | 17,592 | 9,472 | 3,799 | (*) | (*) | 14.7 | 14.9 | 17.2 | 21.6 | 21.8 | 26.1 | 29.4 |
| 260-499 | 6,172 | 6,269 | 6,913 | 9,290 | 8,982 | 8,224 | 7,482 | 2,426 | 1,466 | 780 | 233 | 13.5 | 13.2 | 13.4 | 14.6 | 15.0 | 14.2 | 12.5 |
| 500-999 | 7,940 | 7,389 | 6,388 | 5,476 | 5,253 | 3,529 | 3,408 | 1,577 | 1,237 | 461 | 114 | 17.4 | 15.5 | 12.4 | 8.6 | 8.8 | 6.1 | 5.7 |
| 1,000 and over | | | | | | | | | | | | | | | | | | |
| **New Mexico** | 23,599 | 29,695 | 34,105 | 41,369 | 31,404 | 31,687 | 29,844 | 35,676 | 12,311 | 4,458 | 5,053 | 100.0 | 100.0 | 100.0 | 100.0 | 100.0 | 100.0 | 100.0 |
| Under 10 acres | 3,475 | 4,887 | 5,418 | 8,237 | 5,246 | 4,310 | 4,121 | 4,200 | 2,891 | 1,167 | 1,647 | 14.7 | 16.5 | 15.9 | 19.9 | 16.7 | 13.6 | 13.8 |
| Under 3 (see text) | 307 | 716 | 94 | 453 | 1,268 | 326 | 396 | 988 | 701 | (*) | 14 | 1.3 | 2.4 | 0.3 | 1.1 | 4.0 | 1.0 | 1.3 |
| 3-9 | 3,168 | 4,171 | 5,324 | 7,784 | 3,978 | 3,984 | 3,725 | 3,212 | 2,190 | (*) | 1,633 | 13.4 | 14.0 | 15.6 | 18.8 | 12.7 | 12.6 | 12.5 |
| 10-29 | 3,904 | 4,638 | 5,959 | 7,260 | (*) | (*) | (*) | (*) | (*) | (*) | (*) | 16.5 | 15.6 | 17.5 | 17.5 | (*) | (*) | (*) |
| 10-19 | (*) | (*) | 3,870 | 4,960 | 3,643 | 3,007 | 2,668 | 2,685 | 2,166 | 529 | 1,055 | (*) | (*) | 11.3 | 12.0 | 11.6 | 9.5 | 8.9 |
| 20-29 | (*) | (*) | 2,089 | 2,300 | (*) | (*) | (*) | (*) | (*) | (*) | (*) | (*) | (*) | 6.1 | 5.6 | (*) | (*) | (*) |
| 30-49 | (*) | (*) | 4,702 | 5,186 | 4,211 | 3,728 | 3,095 | 2,812 | 2,197 | 861 | 849 | (*) | (*) | 13.8 | 12.5 | 13.4 | 11.8 | 10.4 |
| 50-99 | 1,691 | 2,198 | 2,613 | 2,866 | (*) | (*) | (*) | (*) | (*) | (*) | (*) | 7.2 | 7.4 | 7.7 | 6.9 | (*) | (*) | (*) |
| 100-499 | 2,130 | 2,520 | 2,683 | 2,963 | 2,524 | 2,503 | 2,008 | 1,820 | 959 | 380 | 484 | 9.0 | 8.5 | 7.9 | 7.2 | 8.0 | 7.9 | 6.7 |
| 500-999 | 5,731 | 7,336 | 8,484 | 10,730 | 8,618 | 11,008 | 11,944 | 22,751 | 3,465 | 1,571 | 919 | 24.3 | 24.7 | 24.9 | 25.9 | 27.4 | 34.7 | 40.0 |
| 1,000 and over | (*) | (*) | 3,434 | 4,851 | 3,472 | 4,735 | 4,928 | 15,383 | 2,898 | (*) | (*) | (*) | (*) | 10.1 | 11.7 | 11.1 | 14.9 | 16.5 |
| 100-174 | 2,341 | 3,103 | 3,485 | 4,908 | (*) | (*) | (*) | (*) | (*) | (*) | (*) | 9.9 | 10.4 | 10.2 | 11.9 | (*) | (*) | (*) |
| 100-179 | (*) | (*) | 1,284 | 1,284 | 1,138 | 1,102 | 1,170 | 1,353 | 288 | (*) | (*) | (*) | (*) | 3.8 | 3.1 | 3.6 | 3.5 | 3.9 |
| 175-259 | 974 | 1,068 | 1,183 | 1,227 | (*) | (*) | (*) | (*) | (*) | (*) | (*) | 4.1 | 3.6 | 3.5 | 3.0 | (*) | (*) | (*) |
| 180-259 | 2,416 | 3,165 | 3,816 | 4,595 | 4,008 | 5,171 | 5,845 | 6,035 | 481 | (*) | (*) | 10.2 | 10.7 | 11.2 | 11.1 | 12.8 | 16.3 | 19.6 |
| 260-499 | 2,279 | 3,014 | 3,871 | 5,412 | 3,726 | 4,202 | 3,196 | 836 | 308 | 64 | 56 | 9.7 | 10.1 | 11.4 | 13.1 | 11.9 | 13.3 | 10.7 |
| 500-999 | 4,389 | 5,102 | 5,077 | 3,901 | 3,436 | 2,929 | 2,812 | 572 | 325 | 86 | 43 | 18.6 | 17.2 | 14.9 | 9.4 | 10.9 | 9.2 | 9.4 |
| 1,000 and over | | | | | | | | | | | | | | | | | | |
| **Arizona** | 10,412 | 13,142 | 18,468 | 18,824 | 14,173 | 10,802 | 9,975 | 9,227 | 5,809 | 1,426 | 767 | 100.0 | 100.0 | 100.0 | 100.0 | 100.0 | 100.0 | 100.0 |
| Under 10 acres | 1,905 | 3,799 | 2,768 | 4,959 | 3,420 | 1,197 | 700 | 2,507 | 1,532 | 30 | 17 | 18.3 | 28.9 | 15.0 | 26.3 | 24.1 | 11.1 | 7.0 |
| Under 3 (see text) | 446 | 1,413 | 695 | 1,114 | 1,728 | 387 | 136 | 1,595 | 814 | (*) | ..... | 4.3 | 10.8 | 3.8 | 5.9 | 12.2 | 3.6 | 1.4 |
| 3-9 | 1,459 | 2,386 | 2,073 | 3,845 | 1,692 | 810 | 564 | 912 | 718 | (*) | 17 | 14.0 | 18.2 | 11.2 | 20.4 | 11.9 | 7.5 | 5.7 |
| 10-29 | 1,897 | 2,360 | 2,983 | 4,248 | (*) | (*) | (*) | (*) | (*) | (*) | (*) | 18.2 | 18.0 | 16.2 | 22.6 | (*) | (*) | (*) |
| 10-19 | (*) | (*) | 1,800 | 2,686 | 1,510 | 875 | 736 | 839 | 506 | 68 | 35 | (*) | (*) | 9.7 | 14.3 | 10.7 | 8.1 | 7.4 |
| 20-29 | (*) | (*) | 1,183 | 1,562 | (*) | (*) | (*) | (*) | (*) | (*) | (*) | (*) | (*) | 6.4 | 8.3 | (*) | (*) | (*) |
| 30-49 | (*) | (*) | 2,729 | 3,561 | 2,872 | 2,198 | 2,387 | 1,477 | 922 | 198 | 56 | (*) | (*) | 14.8 | 18.9 | 20.3 | 20.3 | 23.7 |
| 50-99 | 1,112 | 1,257 | 1,546 | 1,999 | (*) | (*) | (*) | (*) | (*) | (*) | (*) | 10.7 | 9.6 | 8.4 | 10.6 | (*) | (*) | (*) |
| 100-499 | 1,287 | 1,492 | 1,557 | 2,085 | 1,822 | 1,886 | 1,703 | 820 | 674 | 179 | 104 | 12.4 | 11.4 | 8.4 | 11.1 | 12.9 | 17.5 | 17.1 |
| 500-999 | 2,303 | 2,376 | 3,968 | 3,612 | 3,150 | 3,483 | 3,590 | 3,348 | 1,992 | 906 | 528 | 22.1 | 18.1 | 21.5 | 19.2 | 22.2 | 32.2 | 36.0 |
| 1,000 and over | (*) | (*) | 1,654 | 2,231 | 1,984 | 2,328 | 2,239 | 2,591 | 1,581 | (*) | (*) | (*) | (*) | 9.0 | 11.9 | 14.0 | 21.8 | 22.4 |
| 100-174 | 1,121 | 1,302 | 1,675 | 2,253 | (*) | (*) | (*) | (*) | (*) | (*) | (*) | 10.8 | 9.9 | 9.1 | 12.0 | (*) | (*) | (*) |
| 100-179 | (*) | (*) | 913 | 504 | 442 | 413 | 372 | 283 | 143 | (*) | (*) | (*) | (*) | 4.2 | 2.7 | 3.1 | 3.8 | 3.7 |
| 175-259 | 404 | 379 | 752 | 482 | (*) | (*) | (*) | (*) | (*) | (*) | (*) | 3.9 | 2.9 | 4.1 | 2.6 | (*) | (*) | (*) |
| 180-259 | 778 | 695 | 1,541 | 877 | 724 | 742 | 979 | 494 | 268 | (*) | (*) | 7.5 | 5.3 | 8.3 | 4.7 | 5.1 | 6.9 | 9.8 |
| 260-499 | 589 | 560 | 1,939 | 927 | 681 | 523 | 478 | 164 | 112 | 32 | 17 | 5.7 | 4.3 | 10.5 | 4.9 | 4.8 | 4.8 | 4.8 |
| 500-999 | 1,319 | 1,298 | 3,707 | 994 | 718 | 642 | 401 | 72 | 71 | 13 | 10 | 12.7 | 9.9 | 20.1 | 5.3 | 5.1 | 5.9 | 4.0 |
| 1,000 and over | | | | | | | | | | | | | | | | | | |
| **Utah** | 24,176 | 26,322 | 25,411 | 30,695 | 27,159 | 25,992 | 25,662 | 21,676 | 19,387 | 10,517 | 9,452 | 100.0 | 100.0 | 100.0 | 100.0 | 100.0 | 100.0 | 100.0 |
| Under 10 acres | 4,425 | 5,592 | 3,560 | 5,405 | 4,057 | 3,177 | 2,211 | 2,133 | 2,002 | 637 | 434 | 18.3 | 21.2 | 14.0 | 17.6 | 14.9 | 12.2 | 8.6 |
| Under 3 (see text) | 1,411 | 1,737 | 556 | 1,425 | 1,444 | 762 | 269 | 297 | 595 | (*) | 18 | 5.8 | 6.6 | 2.2 | 4.6 | 5.3 | 2.9 | 1.0 |
| 3-9 | 3,014 | 3,855 | 3,004 | 3,980 | 2,613 | 2,415 | 1,942 | 1,836 | 1,407 | (*) | 416 | 12.5 | 14.6 | 11.8 | 13.0 | 9.6 | 9.3 | 7.6 |
| 10-29 | 3,851 | 4,375 | 4,605 | 5,818 | (*) | (*) | (*) | (*) | (*) | (*) | (*) | 15.9 | 16.6 | 18.1 | 19.0 | (*) | (*) | (*) |
| 10-19 | (*) | (*) | 2,535 | 3,163 | 2,560 | 2,461 | 2,399 | 2,541 | 2,202 | 1,354 | 1,313 | (*) | (*) | 10.0 | 10.3 | 9.4 | 9.5 | 9.3 |
| 20-29 | (*) | (*) | 2,070 | 2,655 | (*) | (*) | (*) | (*) | (*) | (*) | (*) | (*) | (*) | 8.1 | 8.6 | (*) | (*) | (*) |
| 30-49 | (*) | (*) | 5,929 | 7,286 | 6,288 | 6,608 | 6,549 | 5,550 | 5,261 | 3,555 | 3,688 | (*) | (*) | 23.3 | 23.7 | 23.1 | 25.4 | 25.5 |
| 50-99 | 2,898 | 3,187 | 3,859 | 4,631 | (*) | (*) | (*) | (*) | (*) | (*) | (*) | 12.0 | 12.1 | 15.2 | 15.1 | (*) | (*) | (*) |
| 100-499 | 4,245 | 4,413 | 4,842 | 5,501 | 5,235 | 5,143 | 5,080 | 4,170 | 3,741 | 2,096 | 2,056 | 17.6 | 16.8 | 19.1 | 17.9 | 19.3 | 19.8 | 19.8 |
| 500-999 | 6,174 | 6,240 | 6,430 | 7,254 | 7,216 | 7,179 | 7,953 | 6,341 | 5,565 | 2,734 | 1,916 | 25.5 | 23.7 | 25.3 | 23.6 | 26.6 | 27.6 | 31.0 |
| 1,000 and over | (*) | (*) | 3,413 | 3,769 | 3,805 | 3,753 | 4,086 | 3,660 | 3,383 | (*) | (*) | (*) | (*) | 13.4 | 12.3 | 14.0 | 14.4 | 15.9 |
| 100-174 | 3,108 | 3,200 | 3,493 | 3,851 | (*) | (*) | (*) | (*) | (*) | (*) | (*) | 12.9 | 12.2 | 13.7 | 12.5 | (*) | (*) | (*) |
| 100-179 | (*) | (*) | 1,408 | 1,614 | 1,617 | 1,609 | 1,771 | 1,372 | 1,194 | (*) | (*) | (*) | (*) | 5.5 | 5.3 | 6.0 | 6.2 | 6.9 |
| 175-259 | 1,431 | 1,418 | 1,328 | 1,532 | (*) | (*) | (*) | (*) | (*) | (*) | (*) | 5.9 | 5.4 | 5.2 | 5.0 | (*) | (*) | (*) |
| 180-259 | 1,635 | 1,622 | 1,609 | 1,871 | 1,794 | 1,817 | 2,096 | 1,309 | 1,008 | (*) | (*) | 6.8 | 6.2 | 6.3 | 6.1 | 6.6 | 7.0 | 8.2 |
| 260-499 | 1,052 | 1,075 | 1,019 | 1,198 | 1,030 | 807 | 852 | 551 | 368 | 101 | 36 | 4.4 | 4.1 | 4.0 | 3.9 | 3.8 | 3.1 | 3.3 |
| 500-999 | 1,531 | 1,440 | 1,096 | 888 | 793 | 617 | 618 | 390 | 248 | 40 | 9 | 6.3 | 5.5 | 4.3 | 2.9 | 2.9 | 2.4 | 2.4 |
| 1,000 and over | | | | | | | | | | | | | | | | | | |

See footnotes at end of table.

## Table 12.—NUMBER OF FARMS BY SIZE OF FARM, BY REGIONS AND STATES: 1880 TO 1950—Continued

[Data in reverse italics indicate size-of-farm groups shown for earlier censuses which do not represent subdivisions or consolidations of the 1950 classification. Data for 1950 are based on reports for only a sample of farms. See text]

| Region, State, and size group | Number of farms | | | | | | | | | | | Percent distribution | | | | | | |
|---|---|---|---|---|---|---|---|---|---|---|---|---|---|---|---|---|---|---|
| | 1950 | 1945 | 1940 | 1935 | 1930 | 1925 | 1920 | 1910 | 1900 | 1890 | 1880 | 1950 | 1945 | 1940 | 1935 | 1930 | 1925 | 1920 |
| THE WEST—MOUNTAIN—Continued | | | | | | | | | | | | | | | | | | |
| **Nevada** | 3,110 | 3,429 | 3,573 | 3,696 | 3,442 | 3,883 | 3,163 | 2,689 | 2,184 | 1,277 | 1,404 | 100.0 | 100.0 | 100.0 | 100.0 | 100.0 | 100.0 | 100.0 |
| Under 10 acres | 243 | 398 | 300 | 249 | 193 | 226 | 158 | 166 | 136 | 7 | 23 | 7.8 | 11.6 | 8.4 | 6.7 | 5.6 | 5.8 | 5.0 |
| Under 3 (see text) | 53 | 142 | 80 | 86 | 84 | 102 | 35 | 87 | 60 | (*) | ..... | 1.2 | 4.1 | 2.2 | 2.3 | 2.4 | 2.6 | 1.1 |
| 3-9 | 190 | 256 | 220 | 163 | 109 | 124 | 123 | 79 | 76 | (*) | 23 | 6.1 | 7.5 | 6.2 | 4.4 | 3.2 | 3.2 | 3.9 |
| 10-29 | 360 | 383 | 436 | 403 | (*) | (*) | (*) | (*) | (*) | (*) | (*) | 11.6 | 11.2 | 12.2 | 10.9 | (*) | (*) | (*) |
| 10-19 | (*) | (*) | 244 | 207 | 180 | 156 | 103 | 105 | 99 | 20 | 44 | (*) | (*) | 6.8 | 5.6 | 5.2 | 4.0 | 3.3 |
| 20-29 | (*) | (*) | 192 | 196 | (*) | (*) | (*) | (*) | (*) | (*) | (*) | (*) | (*) | 5.4 | 5.3 | (*) | (*) | (*) |
| 30-49 | (*) | (*) | 598 | 640 | 505 | 572 | 435 | 320 | 231 | 95 | 143 | (*) | (*) | 16.7 | 17.3 | 14.7 | 14.7 | 13.8 |
| 30-49 | 319 | 369 | 406 | 444 | (*) | (*) | (*) | (*) | (*) | (*) | (*) | 10.3 | 10.8 | 11.4 | 12.0 | (*) | (*) | (*) |
| 50-99 | 511 | 499 | 526 | 514 | 538 | 631 | 555 | 411 | 217 | 84 | 185 | 16.4 | 14.6 | 14.7 | 13.9 | 15.6 | 16.2 | 17.5 |
| 100-499 | 879 | 978 | 1,103 | 1,233 | 1,217 | 1,530 | 1,262 | 1,095 | 912 | 633 | 779 | 28.3 | 28.5 | 30.9 | 33.4 | 35.4 | 39.4 | 39.9 |
| 100-174 | (*) | (*) | 547 | 579 | 579 | 776 | 611 | 555 | 497 | (*) | (*) | (*) | (*) | 14.5 | 15.7 | 16.8 | 20.0 | 19.3 |
| 100-179 | 413 | 487 | 525 | 584 | (*) | (*) | (*) | (*) | (*) | (*) | (*) | 13.3 | 14.2 | 14.7 | 15.8 | (*) | (*) | (*) |
| 175-259 | (*) | (*) | 206 | 254 | 228 | 285 | 228 | 174 | 174 | (*) | (*) | (*) | (*) | 5.8 | 6.9 | 6.7 | 6.8 | 7.2 |
| 180-259 | 191 | 189 | 198 | 249 | (*) | (*) | (*) | (*) | (*) | (*) | (*) | 6.1 | 5.5 | 5.5 | 6.7 | (*) | (*) | (*) |
| 260-499 | 275 | 302 | 380 | 400 | 409 | 489 | 423 | 366 | 331 | (*) | (*) | 8.8 | 8.8 | 10.6 | 10.8 | 11.9 | 12.6 | 13.4 |
| 500-999 | 244 | 264 | 325 | 356 | 320 | 354 | 285 | 248 | 262 | 209 | 146 | 7.8 | 7.7 | 9.1 | 9.6 | 9.3 | 9.1 | 9.0 |
| 1,000 and over | 554 | 538 | 477 | 497 | 489 | 414 | 365 | 344 | 327 | 229 | 84 | 17.8 | 15.7 | 13.4 | 13.4 | 14.2 | 10.7 | 11.5 |
| THE WEST—PACIFIC | | | | | | | | | | | | | | | | | | |
| **Washington** | 69,820 | 79,887 | 81,686 | 84,381 | 70,904 | 73,267 | 66,288 | 56,192 | 33,202 | 18,056 | 6,529 | 100.0 | 100.0 | 100.0 | 100.0 | 100.0 | 100.0 | 100.0 |
| Under 10 acres | 13,952 | 19,592 | 17,411 | 17,277 | 12,343 | 12,080 | 7,495 | 5,156 | 1,414 | 117 | 87 | 20.0 | 24.5 | 21.3 | 20.5 | 17.4 | 16.5 | 11.3 |
| Under 3 (see text) | 1,802 | 2,617 | 1,172 | 1,239 | 1,871 | 653 | 949 | 563 | 358 | (*) | 13 | 2.6 | 3.3 | 1.4 | 1.5 | 2.6 | 0.9 | 1.4 |
| 3-9 | 12,150 | 16,975 | 16,239 | 16,038 | 10,472 | 11,427 | 6,546 | 4,593 | 1,056 | (*) | 74 | 17.4 | 21.2 | 19.9 | 19.0 | 14.8 | 15.6 | 9.9 |
| 10-29 | 17,810 | 20,761 | 22,504 | 23,070 | (*) | (*) | (*) | (*) | (*) | (*) | (*) | 25.5 | 26.0 | 27.5 | 27.3 | (*) | (*) | (*) |
| 10-19 | (*) | (*) | 13,890 | 14,378 | 11,051 | 11,936 | 8,578 | 5,373 | 1,611 | 200 | 71 | (*) | (*) | 17.0 | 17.0 | 15.6 | 16.3 | 12.9 |
| 20-29 | (*) | (*) | 8,614 | 8,692 | (*) | (*) | (*) | (*) | (*) | (*) | (*) | (*) | (*) | 10.5 | 10.3 | (*) | (*) | (*) |
| 20-49 | (*) | (*) | 19,469 | 20,181 | 16,833 | 17,567 | 15,255 | 10,252 | 4,240 | 919 | 207 | (*) | (*) | 23.8 | 23.9 | 23.7 | 24.0 | 23.0 |
| 30-49 | 9,025 | 9,893 | 10,855 | 11,489 | (*) | (*) | (*) | (*) | (*) | (*) | (*) | 12.9 | 12.4 | 13.3 | 13.6 | (*) | (*) | (*) |
| 50-99 | 9,443 | 9,751 | 10,182 | 10,599 | 9,414 | 9,506 | 9,048 | 7,105 | 4,387 | 1,715 | 611 | 13.5 | 12.2 | 12.5 | 12.6 | 13.3 | 13.0 | 13.6 |
| 100-499 | 12,904 | 13,347 | 14,573 | 15,681 | 15,006 | 16,427 | 19,595 | 23,099 | 18,587 | 13,907 | 5,239 | 18.5 | 16.7 | 17.8 | 18.6 | 21.2 | 22.4 | 29.6 |
| 100-174 | (*) | (*) | 7,482 | 8,308 | 7,774 | 8,522 | 9,958 | 13,884 | 11,249 | (*) | (*) | (*) | (*) | 9.2 | 9.8 | 11.0 | 11.6 | 15.0 |
| 100-179 | 6,527 | 6,762 | 7,604 | 8,423 | (*) | (*) | (*) | (*) | (*) | (*) | (*) | 9.3 | 8.5 | 9.3 | 10.0 | (*) | (*) | (*) |
| 175-259 | (*) | (*) | 2,914 | 2,927 | 2,766 | 2,902 | 3,340 | 3,089 | 2,400 | (*) | (*) | (*) | (*) | 3.8 | 3.5 | 3.9 | 4.0 | 5.0 |
| 180-259 | 2,667 | 2,688 | 2,792 | 2,812 | (*) | (*) | (*) | (*) | (*) | (*) | (*) | 3.8 | 3.4 | 3.4 | 3.3 | (*) | (*) | (*) |
| 260-499 | 3,710 | 3,897 | 4,177 | 4,446 | 4,464 | 5,003 | 6,297 | 6,126 | 4,938 | (*) | (*) | 5.3 | 4.9 | 5.1 | 5.3 | 6.3 | 6.8 | 9.5 |
| 500-999 | 3,081 | 2,998 | 3,125 | 3,396 | 3,518 | 3,601 | 4,042 | 3,481 | 2,015 | 890 | 252 | 4.4 | 3.8 | 3.8 | 4.0 | 5.0 | 4.9 | 6.1 |
| 1,000 and over | 3,605 | 3,545 | 3,036 | 2,869 | 2,739 | 2,150 | 2,275 | 1,726 | 948 | 308 | 62 | 5.2 | 4.4 | 3.7 | 3.4 | 3.9 | 2.9 | 3.4 |
| **Oregon** | 59,827 | 63,125 | 61,829 | 64,826 | 55,153 | 55,911 | 50,206 | 45,502 | 35,837 | 25,530 | 16,217 | 100.0 | 100.0 | 100.0 | 100.0 | 100.0 | 100.0 | 100.0 |
| Under 10 acres | 10,569 | 12,755 | 10,010 | 9,298 | 6,626 | 6,505 | 3,457 | 2,883 | 1,431 | 384 | 185 | 17.7 | 20.2 | 16.2 | 14.3 | 12.0 | 11.6 | 6.9 |
| Under 3 (see text) | 1,386 | 1,892 | 822 | 443 | 930 | 446 | 402 | 244 | 404 | (*) | 13 | 2.3 | 3.0 | 1.3 | 0.7 | 1.7 | 0.8 | 0.8 |
| 3-9 | 9,183 | 10,863 | 9,188 | 8,855 | 5,696 | 6,059 | 3,055 | 2,639 | 1,027 | (*) | 172 | 15.3 | 17.2 | 14.9 | 13.7 | 10.3 | 10.8 | 6.1 |
| 10-29 | 12,372 | 12,802 | 12,256 | 13,011 | (*) | (*) | (*) | (*) | (*) | (*) | (*) | 20.7 | 20.3 | 19.8 | 20.1 | (*) | (*) | (*) |
| 10-19 | (*) | (*) | 7,501 | 7,908 | 6,040 | 6,065 | 4,069 | 3,147 | 1,640 | 516 | 207 | (*) | (*) | 12.1 | 12.2 | 11.0 | 10.8 | 8.1 |
| 20-29 | (*) | (*) | 4,755 | 5,103 | (*) | (*) | (*) | (*) | (*) | (*) | (*) | (*) | (*) | 7.7 | 7.9 | (*) | (*) | (*) |
| 20-49 | (*) | (*) | 12,615 | 13,292 | 10,573 | 10,837 | 8,755 | 6,888 | 4,083 | 1,826 | 679 | (*) | (*) | 20.4 | 20.5 | 19.2 | 19.4 | 17.4 |
| 30-49 | 7,231 | 7,467 | 7,860 | 8,189 | (*) | (*) | (*) | (*) | (*) | (*) | (*) | 12.1 | 11.8 | 12.7 | 12.6 | (*) | (*) | (*) |
| 50-99 | 9,356 | 9,278 | 9,966 | 10,284 | 8,932 | 9,093 | 8,302 | 6,800 | 4,673 | 2,630 | 1,723 | 15.6 | 14.7 | 16.1 | 15.9 | 16.2 | 16.3 | 16.5 |
| 100-499 | 14,643 | 15,146 | 16,195 | 17,991 | 16,957 | 17,827 | 20,045 | 21,352 | 20,283 | 17,894 | 11,791 | 24.5 | 24.0 | 26.2 | 27.8 | 30.7 | 31.9 | 39.9 |
| 100-174 | (*) | (*) | 8,499 | 9,838 | 8,693 | 9,203 | 9,735 | 12,009 | 11,055 | (*) | (*) | (*) | (*) | 13.7 | 14.9 | 15.8 | 16.5 | 19.4 |
| 100-179 | 7,653 | 7,953 | 8,691 | 9,822 | (*) | (*) | (*) | (*) | (*) | (*) | (*) | 12.8 | 12.6 | 14.1 | 15.2 | (*) | (*) | (*) |
| 175-259 | (*) | (*) | 3,481 | 3,898 | 3,667 | 3,864 | 4,017 | 3,880 | 3,402 | (*) | (*) | (*) | (*) | 5.6 | 5.9 | 6.8 | 6.8 | 8.0 |
| 180-259 | 3,232 | 3,237 | 3,289 | 3,512 | (*) | (*) | (*) | (*) | (*) | (*) | (*) | 5.4 | 5.1 | 5.3 | 5.4 | (*) | (*) | (*) |
| 260-499 | 3,758 | 3,956 | 4,215 | 4,657 | 4,597 | 4,960 | 6,293 | 5,663 | 5,826 | (*) | (*) | 6.3 | 6.3 | 6.8 | 7.2 | 8.3 | 8.9 | 12.5 |
| 500-999 | 2,369 | 2,394 | 2,522 | 3,007 | 3,029 | 3,176 | 3,364 | 2,716 | 2,440 | 1,808 | 1,280 | 4.0 | 3.8 | 4.1 | 4.6 | 5.5 | 5.7 | 6.7 |
| 1,000 and over | 3,287 | 3,283 | 3,020 | 3,046 | 2,996 | 2,408 | 2,214 | 1,716 | 1,287 | 672 | 352 | 5.5 | 5.2 | 4.9 | 4.7 | 5.4 | 4.3 | 4.4 |
| **California** | 137,168 | 138,917 | 132,658 | 150,360 | 135,676 | 136,409 | 117,670 | 88,197 | 72,542 | 52,894 | 35,934 | 100.0 | 100.0 | 100.0 | 100.0 | 100.0 | 100.0 | 100.0 |
| Under 10 acres | 37,466 | 37,422 | 31,546 | 34,076 | 28,892 | 23,917 | 16,697 | 10,593 | 6,846 | 2,827 | 1,207 | 27.3 | 26.9 | 23.8 | 22.7 | 21.3 | 17.5 | 14.2 |
| Under 3 (see text) | 11,013 | 9,749 | 6,476 | 6,698 | 8,527 | 4,001 | 2,904 | 1,269 | 1,492 | (*) | 143 | 8.0 | 7.0 | 4.9 | 4.5 | 6.3 | 2.9 | 2.5 |
| 3-9 | 26,453 | 27,673 | 25,070 | 27,378 | 20,365 | 19,916 | 13,793 | 9,324 | 5,354 | (*) | 1,064 | 19.3 | 19.9 | 18.9 | 18.2 | 15.0 | 14.6 | 11.7 |
| 10-29 | 35,963 | 37,223 | 37,826 | 45,296 | (*) | (*) | (*) | (*) | (*) | (*) | (*) | 26.2 | 26.8 | 28.5 | 30.1 | (*) | (*) | (*) |
| 10-19 | (*) | (*) | 22,295 | 26,492 | 22,037 | 24,092 | 17,370 | 11,932 | 8,236 | 4,010 | 1,430 | (*) | (*) | 16.8 | 17.6 | 16.2 | 17.7 | 14.8 |
| 20-29 | (*) | (*) | 15,531 | 18,804 | (*) | (*) | (*) | (*) | (*) | (*) | (*) | (*) | (*) | 11.7 | 12.5 | (*) | (*) | (*) |
| 20-49 | (*) | (*) | 32,172 | 38,280 | 34,948 | 38,312 | 31,428 | 20,614 | 13,110 | 7,891 | 3,476 | (*) | (*) | 24.3 | 25.4 | 25.8 | 28.1 | 27.0 |
| 30-49 | 15,940 | 16,314 | 16,641 | 19,456 | (*) | (*) | (*) | (*) | (*) | (*) | (*) | 11.6 | 11.7 | 12.5 | 12.9 | (*) | (*) | (*) |
| 50-99 | 15,383 | 15,508 | 15,200 | 17,121 | 16,378 | 15,917 | 15,034 | 10,680 | 8,067 | 5,796 | 3,969 | 11.2 | 11.2 | 11.5 | 11.4 | 12.1 | 11.7 | 12.8 |
| 100-499 | 21,482 | 21,959 | 21,629 | 24,243 | 23,506 | 24,963 | 26,888 | 24,566 | 26,201 | 24,531 | 20,214 | 15.7 | 15.8 | 16.3 | 16.1 | 17.3 | 18.3 | 22.9 |
| 100-174 | (*) | (*) | 10,406 | 12,101 | 11,581 | 12,884 | 13,219 | 12,015 | 13,196 | (*) | (*) | (*) | (*) | 7.8 | 8.0 | 8.5 | 9.3 | 11.2 |
| 100-179 | 10,348 | 10,990 | 10,669 | 12,373 | (*) | (*) | (*) | (*) | (*) | (*) | (*) | 7.5 | 7.9 | 8.0 | 8.2 | (*) | (*) | (*) |
| 175-259 | (*) | (*) | 4,725 | 5,022 | 4,976 | 4,959 | 5,320 | 4,689 | 4,835 | (*) | (*) | (*) | (*) | 3.6 | 3.3 | 3.7 | 3.6 | 4.5 |
| 180-259 | 4,517 | 4,523 | 4,462 | 4,750 | (*) | (*) | (*) | (*) | (*) | (*) | (*) | 3.3 | 3.3 | 3.4 | 3.2 | (*) | (*) | (*) |
| 260-499 | 6,617 | 6,446 | 6,498 | 7,120 | 6,969 | 7,320 | 8,351 | 7,862 | 8,370 | (*) | (*) | 4.8 | 4.6 | 4.9 | 4.7 | 5.1 | 5.4 | 7.1 |
| 500-999 | 4,699 | 4,552 | 4,551 | 4,913 | 4,861 | 4,713 | 5,052 | 5,119 | 5,329 | 4,367 | 3,108 | 3.4 | 3.3 | 3.4 | 3.3 | 3.6 | 3.5 | 4.3 |
| 1,000 and over | 6,235 | 5,939 | 5,265 | 5,255 | 5,054 | 4,495 | 4,906 | 4,693 | 4,753 | 3,672 | 2,531 | 4.5 | 4.3 | 4.0 | 3.5 | 3.7 | 3.3 | 4.2 |

*Not available.

[1]0.05 percent or less.

[2]North Dakota and South Dakota admitted as States in 1889. Figures for 1880 obtained by consolidating data for the counties which then occupied the areas now known as North Dakota and South Dakota, respectively.

[3]Figures for 1900 are for Oklahoma Territory and Indian Territory; those for 1890 are for Oklahoma Territory alone, no data being available for Indian Territory; no data available for 1880.

## Table 13.—PERCENT DISTRIBUTION OF FARMS AND ALL LAND IN FARMS AND AVERAGE

[1] Data are based on reports for only a sample of farms.

| | Region, division, and State | Percent distribution of farms in each size-of-farm group | | | | | | | | | | | | Percent distribution of all land in farms, by size of farm | | | | |
|---|---|---|---|---|---|---|---|---|---|---|---|---|---|---|---|---|---|---|
| | | Under 10 acres | 10-29 acres | 30-49 acres | 50-69 acres | 70-99 acres | 100-139 acres | 140-179 acres | 180-219 acres | 220-259 acres | 260-499 acres | 500-999 acres | 1,000 acres and over | Under 10 acres | 10-29 acres | 30-49 acres | 50-69 acres | 70-99 acres |
| 1 | **United States** | 8.9 | 15.9 | 11.6 | 7.9 | 11.5 | 10.8 | 9.7 | 5.1 | 4.0 | 8.9 | 3.4 | 2.3 | 0.2 | 1.3 | 2.1 | 2.1 | 4.4 |
| 2 | The North | 6.6 | 8.2 | 7.3 | 5.7 | 12.6 | 13.3 | 14.3 | 7.5 | 6.2 | 12.8 | 4.0 | 1.6 | 0.2 | 0.7 | 1.5 | 1.7 | 5.3 |
| 3 | The South | 9.4 | 22.0 | 15.5 | 10.4 | 11.3 | 9.7 | 6.5 | 3.6 | 2.3 | 5.7 | 2.3 | 1.4 | 0.3 | 2.7 | 4.0 | 4.0 | 6.2 |
| 4 | The West | 17.7 | 18.5 | 10.0 | 4.9 | 7.7 | 5.2 | 5.9 | 2.6 | 2.2 | 7.9 | 6.7 | 10.4 | 0.1 | 0.4 | 0.5 | 0.4 | 0.9 |
| | **Geographic Divisions:** | | | | | | | | | | | | | | | | | |
| 5 | New England | 12.4 | 14.6 | 9.7 | 9.3 | 10.9 | 12.6 | 8.9 | 6.0 | 4.0 | 8.9 | 2.3 | 0.4 | 0.5 | 2.1 | 3.1 | 4.5 | 7.4 |
| 6 | Middle Atlantic | 11.0 | 13.3 | 9.2 | 10.4 | 13.3 | 16.2 | 9.6 | 5.9 | 3.8 | 6.1 | 1.1 | 0.2 | 0.5 | 2.2 | 3.3 | 5.6 | 10.3 |
| 7 | East North Central | 6.9 | 9.4 | 9.1 | 6.7 | 16.2 | 16.0 | 13.3 | 7.7 | 5.2 | 8.2 | 1.2 | 0.1 | 0.3 | 1.3 | 2.8 | 3.1 | 10.5 |
| 8 | West North Central | 4.4 | 4.8 | 4.8 | 2.9 | 9.3 | 10.0 | 17.1 | 7.9 | 8.1 | 19.5 | 7.7 | 3.5 | 0.1 | 0.3 | 0.7 | 0.6 | 2.6 |
| 9 | South Atlantic | 9.9 | 23.6 | 16.8 | 12.0 | 10.9 | 9.7 | 5.3 | 3.3 | 2.0 | 4.2 | 1.6 | 0.7 | 0.5 | 4.2 | 6.0 | 6.5 | 8.4 |
| 10 | East South Central | 9.8 | 24.8 | 16.9 | 11.1 | 12.2 | 9.7 | 5.5 | 3.1 | 1.7 | 3.5 | 1.2 | 0.5 | 0.6 | 5.1 | 7.4 | 7.4 | 11.5 |
| 11 | West South Central | 8.3 | 16.7 | 12.4 | 7.5 | 10.6 | 9.6 | 9.1 | 4.6 | 3.5 | 10.0 | 4.6 | 3.2 | 0.2 | 1.1 | 1.8 | 1.6 | 3.2 |
| 12 | Mountain | 10.2 | 10.3 | 7.3 | 3.8 | 8.6 | 5.7 | 8.1 | 3.1 | 2.9 | 11.5 | 10.6 | 18.1 | [1] | 0.1 | 0.2 | 0.2 | 0.5 |
| 13 | Pacific | 23.3 | 24.7 | 12.0 | 5.7 | 7.1 | 4.9 | 4.4 | 2.2 | 1.8 | 5.2 | 3.9 | 4.8 | 0.4 | 1.5 | 1.6 | 1.2 | 2.1 |
| | **New England:** | | | | | | | | | | | | | | | | | |
| 14 | Maine | 5.8 | 8.9 | 9.1 | 11.0 | 14.4 | 16.6 | 10.6 | 7.4 | 4.2 | 9.2 | 2.4 | 0.5 | 0.2 | 1.2 | 2.5 | 4.7 | 8.5 |
| 15 | New Hampshire | 10.1 | 14.2 | 10.6 | 10.6 | 10.6 | 12.8 | 8.5 | 5.8 | 4.4 | 9.1 | 2.8 | 0.4 | 0.4 | 1.9 | 3.2 | 4.8 | 6.8 |
| 16 | Vermont | 6.2 | 8.3 | 4.9 | 5.8 | 8.1 | 13.2 | 13.1 | 9.6 | 7.4 | 18.2 | 4.5 | 0.6 | 0.2 | 0.8 | 1.0 | 1.8 | 3.7 |
| 17 | Massachusetts | 23.3 | 22.3 | 12.1 | 9.1 | 8.9 | 8.7 | 5.5 | 3.1 | 1.9 | 4.0 | 0.8 | 0.2 | 1.4 | 5.3 | 6.3 | 7.2 | 10.0 |
| 18 | Rhode Island | 22.5 | 20.8 | 11.6 | 9.6 | 11.4 | 8.6 | 5.6 | 2.9 | 1.4 | 4.9 | 0.7 | 0.2 | 1.1 | 5.2 | 5.8 | 7.5 | 12.5 |
| 19 | Connecticut | 17.6 | 21.6 | 12.4 | 9.6 | 10.5 | 10.4 | 6.0 | 3.5 | 2.9 | 4.3 | 1.2 | 0.1 | 1.0 | 4.8 | 5.9 | 6.7 | 10.4 |
| | **Middle Atlantic:** | | | | | | | | | | | | | | | | | |
| 20 | New York | 8.4 | 10.8 | 7.8 | 9.3 | 12.1 | 16.5 | 11.2 | 7.8 | 5.3 | 9.1 | 1.6 | 0.2 | 0.3 | 1.5 | 2.4 | 4.2 | 7.9 |
| 21 | New Jersey | 25.4 | 23.8 | 10.0 | 7.5 | 8.9 | 10.4 | 5.4 | 3.2 | 1.9 | 2.8 | 0.6 | 0.2 | 1.7 | 5.9 | 5.5 | 6.3 | 10.5 |
| 22 | Pennsylvania | 10.8 | 13.7 | 10.2 | 11.9 | 15.0 | 16.9 | 8.9 | 4.9 | 2.8 | 4.1 | 0.7 | 0.1 | 0.5 | 2.6 | 4.1 | 7.2 | 12.9 |
| | **East North Central:** | | | | | | | | | | | | | | | | | |
| 23 | Ohio | 9.2 | 12.5 | 9.7 | 9.4 | 16.3 | 16.2 | 11.0 | 5.9 | 3.6 | 5.2 | 0.8 | 0.1 | 0.5 | 2.1 | 3.6 | 5.2 | 12.8 |
| 24 | Indiana | 8.7 | 12.1 | 10.2 | 7.4 | 15.0 | 14.3 | 11.6 | 7.0 | 4.7 | 7.7 | 1.1 | 0.1 | 0.4 | 1.8 | 3.4 | 3.7 | 10.5 |
| 25 | Illinois | 7.0 | 8.2 | 6.2 | 4.3 | 10.6 | 12.8 | 16.3 | 10.0 | 8.3 | 14.1 | 2.0 | 0.2 | 0.2 | 0.9 | 1.5 | 1.6 | 5.5 |
| 26 | Michigan | 5.5 | 9.8 | 13.4 | 7.7 | 19.8 | 16.0 | 11.2 | 6.3 | 3.7 | 5.7 | 0.8 | 0.1 | 0.2 | 1.5 | 4.7 | 4.1 | 14.5 |
| 27 | Wisconsin | 3.5 | 4.1 | 6.6 | 4.7 | 20.3 | 21.1 | 16.4 | 9.0 | 5.5 | 7.8 | 1.0 | 0.1 | 0.1 | 0.5 | 1.9 | 2.0 | 12.0 |
| | **West North Central:** | | | | | | | | | | | | | | | | | |
| 28 | Minnesota | 3.2 | 3.5 | 4.9 | 2.5 | 12.0 | 12.9 | 22.0 | 9.8 | 9.6 | 16.5 | 2.5 | 0.3 | 0.1 | 0.3 | 1.1 | 0.8 | 5.3 |
| 29 | Iowa | 4.7 | 4.5 | 3.5 | 2.4 | 10.4 | 14.1 | 24.0 | 11.1 | 9.8 | 13.9 | 1.4 | 0.1 | 0.1 | 0.5 | 0.8 | 0.8 | 5.0 |
| 30 | Missouri | 5.8 | 8.8 | 10.0 | 6.0 | 14.3 | 14.0 | 12.2 | 7.7 | 6.0 | 12.0 | 2.7 | 0.5 | 0.2 | 1.0 | 2.6 | 2.3 | 7.6 |
| 31 | North Dakota | 0.9 | 1.0 | 0.7 | 0.4 | 0.9 | 1.0 | 7.0 | 1.9 | 3.2 | 35.7 | 33.9 | 13.5 | [1] | [1] | [1] | [1] | 0.1 |
| 32 | South Dakota | 2.0 | 1.8 | 1.4 | 0.8 | 2.4 | 2.3 | 13.2 | 4.5 | 7.5 | 33.1 | 17.8 | 13.1 | [1] | [1] | 0.1 | 0.1 | 0.3 |
| 33 | Nebraska | 4.2 | 3.2 | 2.1 | 1.3 | 5.2 | 4.9 | 19.4 | 7.3 | 10.7 | 25.1 | 9.9 | 6.7 | [1] | 0.1 | 0.2 | 0.2 | 1.0 |
| 34 | Kansas | 5.9 | 4.7 | 3.5 | 2.4 | 6.6 | 5.3 | 13.1 | 5.7 | 7.9 | 25.8 | 13.3 | 5.8 | 0.1 | 0.2 | 0.4 | 0.4 | 1.5 |
| | **South Atlantic:** | | | | | | | | | | | | | | | | | |
| 35 | Delaware | 12.0 | 14.0 | 12.4 | 9.7 | 11.9 | 12.1 | 9.4 | 5.8 | 3.7 | 6.9 | 1.5 | 0.5 | 0.5 | 2.2 | 4.2 | 5.1 | 8.6 |
| 36 | Maryland | 12.5 | 16.2 | 10.6 | 9.2 | 10.6 | 13.2 | 9.1 | 5.7 | 4.0 | 6.7 | 1.8 | 0.4 | 0.6 | 2.5 | 3.6 | 4.8 | 7.8 |
| 37 | District of Columbia | 53.6 | 14.3 | 14.3 | 3.6 | 3.6 | ..... | ..... | 3.6 | ..... | 7.1 | ..... | ..... | 2.0 | 3.7 | 12.2 | 5.1 | 7.1 |
| 38 | Virginia | 12.6 | 20.6 | 13.0 | 10.6 | 11.1 | 11.0 | 6.3 | 4.1 | 2.6 | 5.6 | 1.9 | 0.5 | 0.7 | 3.6 | 4.8 | 6.0 | 8.9 |
| 39 | West Virginia | 10.9 | 16.7 | 13.5 | 12.5 | 13.3 | 12.7 | 6.8 | 4.4 | 2.4 | 4.9 | 1.5 | 0.4 | 0.6 | 3.1 | 5.3 | 7.2 | 11.0 |
| 40 | North Carolina | 9.8 | 29.4 | 19.4 | 12.8 | 10.4 | 7.9 | 3.8 | 2.2 | 1.2 | 2.2 | 0.7 | 0.2 | 0.8 | 8.3 | 11.0 | 11.0 | 12.7 |
| 41 | South Carolina | 9.1 | 32.1 | 18.5 | 11.1 | 9.1 | 7.0 | 4.0 | 2.2 | 1.3 | 3.2 | 1.5 | 0.7 | 0.6 | 7.1 | 8.1 | 7.5 | 8.8 |
| 42 | Georgia | 6.0 | 16.3 | 17.5 | 14.2 | 12.2 | 11.7 | 6.1 | 4.2 | 2.4 | 5.6 | 2.4 | 1.3 | 0.2 | 2.5 | 5.1 | 6.2 | 7.7 |
| 43 | Florida | 15.9 | 23.1 | 15.5 | 7.7 | 9.7 | 7.2 | 5.3 | 3.2 | 1.9 | 4.8 | 2.7 | 3.0 | 0.3 | 1.3 | 2.0 | 1.5 | 2.7 |
| | **East South Central:** | | | | | | | | | | | | | | | | | |
| 44 | Kentucky | 11.1 | 17.3 | 13.2 | 12.7 | 13.9 | 13.4 | 7.0 | 4.2 | 2.2 | 4.0 | 0.9 | 0.2 | 0.7 | 3.5 | 5.7 | 8.2 | 12.8 |
| 45 | Tennessee | 10.4 | 23.2 | 15.8 | 12.4 | 12.6 | 10.5 | 5.7 | 3.2 | 1.8 | 3.4 | 0.8 | 0.2 | 0.7 | 5.4 | 7.5 | 9.0 | 12.9 |
| 46 | Alabama | 8.2 | 22.4 | 22.1 | 11.2 | 12.6 | 8.5 | 4.8 | 2.8 | 1.5 | 3.5 | 1.6 | 0.9 | 0.4 | 4.3 | 8.5 | 6.5 | 10.4 |
| 47 | Mississippi | 9.6 | 34.6 | 16.9 | 8.6 | 10.2 | 7.0 | 4.5 | 2.1 | 1.4 | 3.1 | 1.4 | 0.7 | 0.7 | 7.3 | 7.7 | 6.0 | 10.0 |
| | **West South Central:** | | | | | | | | | | | | | | | | | |
| 48 | Arkansas | 8.9 | 21.7 | 17.5 | 8.2 | 13.9 | 9.8 | 6.6 | 3.6 | 2.4 | 4.7 | 1.7 | 0.7 | 0.5 | 3.7 | 6.5 | 4.6 | 11.0 |
| 49 | Louisiana | 12.1 | 33.9 | 21.1 | 8.0 | 8.2 | 5.2 | 3.0 | 1.6 | 1.2 | 3.0 | 1.5 | 1.1 | 0.7 | 6.9 | 8.8 | 5.1 | 7.4 |
| 50 | Oklahoma | 5.4 | 7.3 | 8.0 | 4.8 | 11.0 | 8.6 | 17.0 | 5.5 | 5.7 | 17.4 | 6.5 | 2.8 | 0.1 | 0.5 | 1.2 | 1.1 | 3.5 |
| 51 | Texas | 7.7 | 11.6 | 8.3 | 8.0 | 9.4 | 11.4 | 9.4 | 5.8 | 4.1 | 12.4 | 6.5 | 5.5 | 0.1 | 0.5 | 0.7 | 1.1 | 1.8 |
| | **Mountain:** | | | | | | | | | | | | | | | | | |
| 52 | Montana | 3.5 | 3.7 | 2.6 | 1.3 | 4.2 | 4.0 | 6.8 | 2.8 | 2.7 | 13.7 | 17.6 | 37.1 | [1] | [1] | 0.1 | [1] | 0.2 |
| 53 | Idaho | 9.5 | 9.0 | 11.4 | 5.8 | 16.3 | 8.7 | 9.5 | 3.8 | 3.5 | 10.2 | 6.4 | 5.9 | 0.1 | 0.5 | 1.4 | 1.0 | 4.0 |
| 54 | Wyoming | 4.2 | 3.4 | 2.3 | 1.1 | 5.7 | 5.5 | 10.4 | 3.6 | 3.6 | 14.0 | 12.9 | 33.2 | [1] | [1] | [1] | [1] | 0.2 |
| 55 | Colorado | 9.4 | 9.2 | 5.0 | 2.5 | 7.2 | 4.9 | 9.9 | 3.0 | 3.2 | 14.7 | 13.7 | 17.4 | 0.1 | 0.2 | 0.2 | 0.2 | 0.7 |
| 56 | New Mexico | 14.7 | 16.5 | 7.3 | 3.8 | 5.1 | 3.8 | 6.1 | 2.0 | 2.0 | 10.3 | 9.6 | 18.7 | [1] | 0.1 | 0.1 | 0.1 | 0.2 |
| 57 | Arizona | 18.7 | 17.8 | 10.9 | 4.6 | 7.7 | 4.3 | 6.1 | 1.9 | 2.1 | 7.5 | 5.5 | 12.8 | [1] | 0.1 | 0.1 | 0.1 | 0.2 |
| 58 | Utah | 17.9 | 16.0 | 12.2 | 7.9 | 9.6 | 7.2 | 5.7 | 3.8 | 2.2 | 6.8 | 4.3 | 6.3 | 0.2 | 0.6 | 1.1 | 1.0 | 1.8 |
| 59 | Nevada | 7.7 | 12.2 | 11.1 | 3.5 | 12.7 | 4.5 | 7.6 | 4.8 | 2.4 | 8.2 | 7.7 | 17.7 | [1] | 0.1 | 0.2 | 0.1 | 0.5 |
| | **Pacific:** | | | | | | | | | | | | | | | | | |
| 60 | Washington | 20.0 | 25.5 | 12.9 | 5.8 | 7.7 | 4.9 | 4.5 | 2.1 | 1.7 | 5.2 | 4.4 | 5.2 | 0.4 | 1.7 | 1.9 | 1.3 | 2.4 |
| 61 | Oregon | 17.8 | 20.3 | 12.0 | 6.5 | 9.4 | 6.6 | 6.1 | 3.1 | 2.5 | 6.2 | 4.0 | 5.4 | 0.3 | 1.0 | 1.4 | 1.1 | 2.3 |
| 62 | California | 27.3 | 26.2 | 11.6 | 5.3 | 5.8 | 4.2 | 3.6 | 1.8 | 1.5 | 4.8 | 3.5 | 4.4 | 0.4 | 1.7 | 1.7 | 1.2 | 1.8 |

[1] 0.05 percent or less.

## ACREAGE PER FARM, BY SIZE OF FARM; BY DIVISIONS AND STATES: 1950

See text. Base data in Volume I]

| Percent distribution of all land in farms, by size of farm—Con. | | | | | | | Average acreage (all land) per farm, by size of farm | | | | | | | | | | | |
|---|---|---|---|---|---|---|---|---|---|---|---|---|---|---|---|---|---|---|
| 100-139 acres | 140-179 acres | 180-219 acres | 220-259 acres | 260-499 acres | 500-999 acres | 1,000 acres and over | All farms | Under 10 acres | 10-29 acres | 30-49 acres | 50-69 acres | 70-99 acres | 100-139 acres | 140-179 acres | 180-219 acres | 220-259 acres | 260-499 acres | 500-999 acres | 1,000 acres and over | |
| 5.8 | 7.1 | 4.7 | 4.4 | 14.4 | 10.9 | 42.6 | 215.6 | 5.1 | 18.0 | 38.4 | 58.1 | 82.1 | 116.2 | 157.8 | 197.4 | 237.6 | 348.8 | 685.0 | 4,084.7 | 1 |
| 8.0 | 11.6 | 7.6 | 7.6 | 22.9 | 14.1 | 18.9 | 194.6 | 4.8 | 17.7 | 39.1 | 58.5 | 82.2 | 117.0 | 158.0 | 197.4 | 237.6 | 347.4 | 679.3 | 2,277.5 | 2 |
| 7.5 | 6.9 | 4.8 | 3.7 | 13.2 | 10.6 | 36.0 | 148.7 | 5.4 | 18.3 | 38.1 | 57.8 | 82.0 | 115.3 | 157.3 | 197.4 | 237.5 | 348.3 | 678.7 | 3,909.9 | 3 |
| 0.9 | 1.3 | 0.7 | 0.8 | 4.1 | 6.8 | 83.0 | 703.0 | 4.6 | 16.6 | 38.3 | 58.0 | 81.3 | 116.4 | 158.0 | 197.4 | 238.3 | 362.3 | 714.3 | 5,586.0 | 4 |
| 11.8 | 11.4 | 9.6 | 7.9 | 24.8 | 11.9 | 5.1 | 122.1 | 4.6 | 17.9 | 38.4 | 58.7 | 82.3 | 114.4 | 156.7 | 197.0 | 238.2 | 341.0 | 637.7 | 1,594.4 | 5 |
| 17.4 | 13.9 | 10.9 | 8.2 | 18.8 | 6.4 | 2.5 | 108.1 | 4.7 | 18.2 | 39.1 | 58.3 | 83.6 | 116.1 | 156.8 | 197.3 | 237.4 | 334.8 | 633.3 | 1,761.2 | 6 |
| 14.7 | 16.5 | 11.9 | 9.8 | 21.6 | 5.8 | 1.7 | 126.9 | 4.9 | 17.7 | 39.2 | 58.5 | 82.1 | 116.9 | 157.3 | 197.2 | 237.0 | 333.2 | 630.8 | 1,602.3 | 7 |
| 4.1 | 9.4 | 5.4 | 6.7 | 23.8 | 18.4 | 28.1 | 289.4 | 4.6 | 17.3 | 39.0 | 58.7 | 81.7 | 118.0 | 158.7 | 197.7 | 237.9 | 354.3 | 689.1 | 2,316.4 | 8 |
| 10.4 | 7.8 | 6.1 | 4.4 | 13.5 | 9.8 | 22.5 | 106.9 | 5.4 | 18.8 | 38.1 | 57.8 | 82.3 | 114.9 | 156.7 | 197.6 | 237.6 | 345.9 | 669.3 | 3,214.2 | 9 |
| 12.8 | 9.8 | 6.9 | 4.6 | 13.6 | 8.9 | 11.5 | 87.5 | 5.5 | 18.1 | 38.0 | 57.9 | 81.9 | 115.1 | 156.6 | 196.7 | 237.2 | 341.9 | 671.3 | 2,072.7 | 10 |
| 4.1 | 5.3 | 3.3 | 3.1 | 13.0 | 11.6 | 51.9 | 271.7 | 5.2 | 17.9 | 38.4 | 57.9 | 81.9 | 116.1 | 158.2 | 197.8 | 237.6 | 352.1 | 684.8 | 4,440.9 | 11 |
| 0.5 | 1.0 | 0.5 | 0.5 | 3.3 | 6.0 | 87.1 | 1,284.9 | 4.6 | 16.8 | 38.9 | 58.4 | 81.1 | 116.9 | 158.4 | 197.6 | 238.3 | 365.2 | 720.1 | 6,171.9 | 12 |
| 2.0 | 2.5 | 1.6 | 1.5 | 6.8 | 9.8 | 69.1 | 277.8 | 4.6 | 16.6 | 38.0 | 57.8 | 81.5 | 116.0 | 157.4 | 197.3 | 238.5 | 357.6 | 702.5 | 3,977.1 | 13 |
| 13.5 | 12.0 | 10.5 | 7.2 | 22.5 | 10.8 | 6.5 | 138.7 | 4.7 | 18.3 | 38.3 | 59.2 | 81.8 | 112.8 | 156.7 | 196.7 | 238.9 | 340.0 | 631.3 | 1,860.4 | 14 |
| 11.3 | 10.4 | 8.8 | 8.2 | 24.7 | 14.7 | 5.0 | 128.7 | 4.8 | 17.0 | 38.3 | 58.6 | 82.2 | 113.5 | 156.1 | 196.4 | 239.6 | 349.4 | 664.3 | 1,450.7 | 15 |
| 8.2 | 11.2 | 10.3 | 9.5 | 33.2 | 15.5 | 4.7 | 185.7 | 5.0 | 17.6 | 37.5 | 59.0 | 83.6 | 115.8 | 158.0 | 197.5 | 237.2 | 339.8 | 637.0 | 1,372.1 | 16 |
| 13.5 | 11.6 | 8.1 | 6.2 | 18.5 | 6.8 | 5.1 | 73.9 | 4.3 | 17.7 | 38.4 | 58.0 | 82.8 | 115.4 | 155.9 | 196.7 | 239.1 | 338.5 | 609.8 | 1,633.0 | 17 |
| 13.4 | 11.7 | 7.7 | 4.5 | 21.0 | 6.0 | 3.6 | 74.5 | 3.8 | 18.6 | 37.4 | 58.3 | 82.1 | 115.8 | 156.1 | 195.5 | 236.4 | 321.2 | 684.7 | 1,415.0 | 18 |
| 14.6 | 11.1 | 8.3 | 8.2 | 17.6 | 9.0 | 2.5 | 83.0 | 4.8 | 18.3 | 39.2 | 58.4 | 82.0 | 116.5 | 155.2 | 197.6 | 237.4 | 342.7 | 633.9 | 1,395.7 | 19 |
| 14.9 | 13.7 | 11.9 | 9.7 | 23.4 | 7.9 | 2.3 | 129.2 | 4.6 | 18.3 | 39.4 | 58.2 | 83.9 | 116.4 | 157.5 | 197.7 | 237.8 | 334.3 | 630.1 | 1,642.1 | 20 |
| 17.3 | 12.1 | 9.1 | 6.3 | 13.8 | 5.5 | 6.1 | 70.0 | 4.6 | 17.3 | 38.5 | 58.5 | 83.0 | 116.8 | 156.8 | 196.6 | 237.7 | 349.1 | 611.8 | 2,203.5 | 21 |
| 20.3 | 14.4 | 9.9 | 6.9 | 14.1 | 4.7 | 2.4 | 96.6 | 4.8 | 18.3 | 39.0 | 58.3 | 83.4 | 115.7 | 156.1 | 197.0 | 236.8 | 333.9 | 642.7 | 1,793.0 | 22 |
| 17.8 | 16.4 | 11.0 | 8.1 | 16.3 | 4.7 | 1.4 | 105.7 | 5.3 | 18.1 | 39.2 | 58.4 | 83.0 | 116.1 | 157.4 | 197.3 | 236.8 | 331.1 | 634.3 | 1,526.2 | 23 |
| 14.2 | 15.4 | 11.7 | 9.4 | 21.9 | 5.8 | 1.8 | 118.3 | 4.9 | 17.9 | 39.2 | 58.5 | 82.3 | 117.3 | 157.7 | 197.0 | 237.3 | 335.1 | 632.7 | 1,673.6 | 24 |
| 9.5 | 16.1 | 12.4 | 12.4 | 29.9 | 8.1 | 2.0 | 158.8 | 4.7 | 17.4 | 39.0 | 58.1 | 82.5 | 117.6 | 157.1 | 197.4 | 237.4 | 336.2 | 625.6 | 1,517.1 | 25 |
| 16.7 | 15.8 | 11.1 | 8.0 | 16.8 | 4.5 | 2.1 | 111.3 | 4.8 | 17.6 | 39.2 | 58.7 | 81.2 | 116.4 | 156.8 | 197.0 | 236.8 | 330.8 | 628.2 | 1,649.9 | 26 |
| 17.9 | 18.8 | 12.9 | 9.5 | 18.6 | 4.5 | 1.4 | 137.9 | 4.7 | 17.2 | 39.5 | 59.0 | 81.5 | 117.2 | 157.5 | 197.1 | 237.0 | 328.6 | 640.4 | 1,723.2 | 27 |
| 8.3 | 19.0 | 10.5 | 12.4 | 30.4 | 8.9 | 2.8 | 184.3 | 4.4 | 17.6 | 39.3 | 58.8 | 81.4 | 118.2 | 159.0 | 197.5 | 237.9 | 339.8 | 645.7 | 1,576.5 | 28 |
| 9.9 | 22.6 | 13.0 | 13.8 | 27.2 | 5.1 | 1.1 | 168.8 | 4.7 | 17.2 | 39.1 | 58.8 | 81.8 | 118.5 | 158.7 | 197.9 | 237.6 | 331.6 | 620.2 | 1,452.7 | 29 |
| 10.7 | 12.5 | 10.0 | 9.4 | 26.7 | 11.6 | 5.4 | 152.9 | 4.9 | 17.8 | 39.0 | 58.7 | 81.9 | 117.4 | 157.2 | 197.3 | 237.2 | 340.7 | 648.2 | 1,649.7 | 30 |
| 0.2 | 1.8 | 0.6 | 1.2 | 21.8 | 38.1 | 36.0 | 632.7 | 4.6 | 16.1 | 38.0 | 57.4 | 80.5 | 118.8 | 160.2 | 200.3 | 239.5 | 386.8 | 711.9 | 1,686.7 | 31 |
| 0.4 | 3.1 | 1.3 | 2.7 | 18.1 | 18.5 | 55.4 | 672.2 | 4.6 | 16.3 | 38.8 | 58.3 | 82.4 | 118.7 | 159.6 | 198.2 | 239.2 | 367.0 | 698.7 | 2,835.2 | 32 |
| 1.3 | 7.0 | 3.3 | 5.8 | 20.2 | 15.4 | 45.5 | 441.6 | 4.4 | 16.6 | 38.4 | 58.4 | 81.9 | 118.3 | 159.8 | 197.8 | 238.3 | 355.4 | 690.0 | 2,980.4 | 33 |
| 1.7 | 5.6 | 3.0 | 5.1 | 25.5 | 24.9 | 31.8 | 369.8 | 4.4 | 16.7 | 38.6 | 59.0 | 81.5 | 117.8 | 158.6 | 198.1 | 238.3 | 365.3 | 690.7 | 2,012.2 | 34 |
| 12.2 | 12.6 | 10.0 | 7.7 | 20.5 | 9.3 | 7.0 | 114.8 | 5.2 | 18.3 | 38.7 | 60.6 | 83.0 | 115.9 | 154.8 | 197.7 | 235.9 | 340.3 | 690.9 | 1,656.1 | 35 |
| 13.6 | 12.6 | 9.8 | 8.4 | 20.1 | 10.6 | 5.7 | 113.8 | 5.1 | 17.5 | 38.5 | 58.6 | 83.6 | 116.8 | 158.0 | 196.9 | 238.8 | 340.7 | 656.4 | 1,770.4 | 36 |
| ..... | ..... | 15.3 | ..... | 54.5 | ..... | ..... | 45.2 | 1.7 | 11.8 | 38.5 | 65.0 | 90.0 | ..... | ..... | 194.0 | ..... | 345.0 | ..... | ..... | 37 |
| 12.3 | 9.5 | 7.8 | 6.1 | 18.8 | 12.2 | 9.4 | 103.6 | 5.5 | 18.1 | 38.6 | 58.2 | 83.2 | 115.7 | 156.7 | 198.4 | 237.9 | 346.4 | 666.6 | 1,785.3 | 38 |
| 14.7 | 10.6 | 8.6 | 5.7 | 16.7 | 9.3 | 7.3 | 100.2 | 5.2 | 18.6 | 39.0 | 57.9 | 82.7 | 115.3 | 156.5 | 197.2 | 237.5 | 340.8 | 642.5 | 1,685.7 | 39 |
| 13.5 | 8.8 | 6.3 | 4.3 | 11.2 | 6.6 | 5.6 | 67.3 | 5.6 | 19.0 | 38.0 | 57.8 | 81.8 | 114.8 | 156.4 | 197.0 | 237.0 | 341.4 | 658.2 | 1,841.0 | 40 |
| 9.4 | 7.4 | 5.1 | 3.7 | 13.1 | 12.1 | 17.1 | 85.6 | 5.5 | 19.0 | 37.7 | 57.6 | 82.3 | 114.8 | 156.9 | 197.8 | 237.5 | 349.2 | 683.1 | 2,043.7 | 41 |
| 10.3 | 7.4 | 6.4 | 4.4 | 14.9 | 12.2 | 22.6 | 130.2 | 5.1 | 19.7 | 37.8 | 57.4 | 81.9 | 113.8 | 156.5 | 197.9 | 237.5 | 349.6 | 673.8 | 2,336.8 | 42 |
| 2.9 | 2.9 | 2.1 | 1.6 | 5.7 | 6.2 | 70.7 | 290.9 | 4.8 | 16.9 | 38.2 | 57.7 | 81.2 | 116.1 | 157.5 | 196.4 | 238.3 | 347.7 | 680.5 | 6,759.0 | 43 |
| 17.1 | 12.1 | 9.3 | 5.9 | 15.1 | 6.4 | 3.2 | 89.5 | 5.3 | 17.9 | 38.4 | 57.9 | 82.5 | 114.8 | 156.2 | 197.2 | 237.6 | 338.6 | 646.5 | 1,560.0 | 44 |
| 15.0 | 11.0 | 7.8 | 5.4 | 14.4 | 6.7 | 4.2 | 80.3 | 5.4 | 18.7 | 38.1 | 57.8 | 82.3 | 115.2 | 156.6 | 196.6 | 237.1 | 338.2 | 659.7 | 1,743.1 | 45 |
| 9.8 | 7.6 | 5.5 | 3.5 | 12.3 | 10.7 | 20.4 | 99.0 | 5.3 | 19.0 | 38.0 | 57.7 | 81.2 | 115.2 | 157.0 | 196.3 | 237.4 | 345.5 | 676.2 | 2,297.7 | 46 |
| 9.8 | 8.6 | 5.1 | 3.9 | 12.3 | 11.3 | 16.9 | 82.8 | 6.1 | 17.5 | 37.7 | 58.1 | 81.6 | 115.5 | 156.9 | 196.7 | 236.4 | 346.2 | 686.9 | 2,035.2 | 47 |
| 11.1 | 10.1 | 7.0 | 5.6 | 15.7 | 11.4 | 13.0 | 103.5 | 5.6 | 17.4 | 38.7 | 58.1 | 81.5 | 116.7 | 157.1 | 197.1 | 236.4 | 344.8 | 671.6 | 1,954.2 | 48 |
| 6.7 | 5.3 | 3.6 | 3.2 | 11.5 | 11.4 | 29.3 | 90.3 | 5.3 | 18.4 | 37.8 | 57.6 | 81.5 | 116.2 | 157.4 | 198.7 | 236.8 | 347.1 | 680.1 | 2,480.6 | 49 |
| 4.0 | 10.7 | 4.3 | 5.4 | 24.6 | 17.7 | 27.0 | 252.4 | 4.5 | 17.0 | 38.8 | 57.9 | 81.0 | 115.8 | 158.6 | 196.8 | 237.9 | 356.7 | 681.9 | 2,421.2 | 50 |
| 3.0 | 3.4 | 2.6 | 2.2 | 9.9 | 10.1 | 64.7 | 440.5 | 5.1 | 18.2 | 38.4 | 58.0 | 82.9 | 115.8 | 158.4 | 198.4 | 237.9 | 351.4 | 688.3 | 5,199.0 | 51 |
| 0.3 | 0.6 | 0.3 | 0.4 | 3.0 | 7.6 | 87.4 | 1,685.7 | 4.9 | 16.3 | 39.7 | 59.6 | 81.1 | 116.6 | 158.7 | 198.2 | 237.6 | 370.8 | 732.3 | 3,965.0 | 52 |
| 3.1 | 4.5 | 2.3 | 2.6 | 11.1 | 13.6 | 55.9 | 328.9 | 4.8 | 16.7 | 39.0 | 58.4 | 80.7 | 116.3 | 157.2 | 197.6 | 239.0 | 358.2 | 696.3 | 3,112.2 | 53 |
| 0.2 | 0.6 | 0.3 | 0.3 | 1.9 | 3.4 | 93.0 | 2,727.1 | 4.4 | 15.9 | 40.3 | 60.4 | 80.9 | 116.8 | 158.4 | 197.8 | 239.6 | 362.6 | 729.6 | 7,638.8 | 54 |
| 0.7 | 1.9 | 0.7 | 0.9 | 6.5 | 11.8 | 76.2 | 836.8 | 4.5 | 16.0 | 38.8 | 58.7 | 81.0 | 117.9 | 158.6 | 196.5 | 237.5 | 370.1 | 722.1 | 3,665.3 | 55 |
| 0.2 | 0.5 | 0.2 | 0.2 | 1.9 | 3.4 | 93.0 | 2,020.0 | 5.4 | 16.6 | 38.0 | 57.7 | 80.8 | 116.5 | 160.8 | 199.1 | 239.1 | 365.3 | 715.5 | 10,042.8 | 56 |
| 0.1 | 0.3 | 0.1 | 0.1 | 0.7 | 1.0 | 97.3 | 3,844.3 | 4.4 | 16.3 | 38.0 | 58.9 | 80.6 | 117.5 | 157.5 | 198.9 | 237.7 | 352.7 | 696.2 | 29,122.1 | 57 |
| 1.9 | 2.0 | 1.7 | 1.2 | 5.5 | 6.9 | 76.2 | 448.6 | 4.1 | 18.1 | 39.2 | 58.1 | 82.5 | 116.9 | 157.8 | 197.7 | 237.4 | 359.3 | 713.3 | 5,416.4 | 58 |
| 0.2 | 0.5 | 0.4 | 0.3 | 1.3 | 2.3 | 94.1 | 2,249.0 | 4.9 | 18.1 | 40.7 | 57.3 | 82.4 | 116.1 | 159.7 | 195.2 | 240.7 | 342.6 | 677.6 | 11,975.2 | 59 |
| 2.2 | 2.8 | 1.7 | 1.6 | 7.5 | 12.3 | 64.0 | 253.6 | 5.0 | 16.4 | 38.1 | 57.9 | 80.9 | 115.4 | 157.4 | 198.1 | 238.5 | 362.9 | 714.7 | 3,118.1 | 60 |
| 2.3 | 2.8 | 1.8 | 1.7 | 6.5 | 8.1 | 70.7 | 339.4 | 4.9 | 16.7 | 38.5 | 58.0 | 82.6 | 117.0 | 157.6 | 196.4 | 238.8 | 355.8 | 689.6 | 4,439.2 | 61 |
| 1.8 | 2.1 | 1.4 | 1.3 | 6.5 | 9.4 | 70.7 | 263.3 | 4.3 | 16.7 | 37.7 | 57.7 | 81.2 | 115.8 | 157.3 | 197.5 | 238.2 | 355.7 | 701.2 | 4,249.1 | 62 |

## Table 14.—AVERAGE ACREAGE OF CROPLAND HARVESTED PER FARM REPORTING AND PERCENT DISTRIBUTION OF TOTAL LAND PASTURED, BY SIZE OF FARM; BY DIVISIONS AND STATES: CENSUS OF 1950

[Data are based on reports for only a sample of farms. See text. Base data in Volume I]

| | Region, division, and State | Average acreage of cropland harvested per farm reporting, by size of farm | | | | | | | | | | | | |
|---|---|---|---|---|---|---|---|---|---|---|---|---|---|---|
| | | All farms | Under 10 acres | 10-29 acres | 30-49 acres | 50-69 acres | 70-99 acres | 100-139 acres | 140-179 acres | 180-219 acres | 220-259 acres | 260-499 acres | 500-999 acres | 1,000 acres and over |
| 1 | **United States** | 72.8 | 3.7 | 11.6 | 19.6 | 25.5 | 36.0 | 50.5 | 78.1 | 91.3 | 117.8 | 166.0 | 278.7 | 506.8 |
| 2 | The North | 101.5 | 3.1 | 8.8 | 18.1 | 26.9 | 41.4 | 59.9 | 90.4 | 106.9 | 135.4 | 191.0 | 329.4 | 612.6 |
| 3 | The South | 42.0 | 4.0 | 12.5 | 19.9 | 24.3 | 29.4 | 38.1 | 53.9 | 62.1 | 76.6 | 119.3 | 218.6 | 439.6 |
| 4 | The West | 105.6 | 3.4 | 10.5 | 21.8 | 32.3 | 45.0 | 58.9 | 75.6 | 89.0 | 106.9 | 143.8 | 233.9 | 462.3 |
| | **Geographic Divisions:** | | | | | | | | | | | | | |
| 5 | New England | 31.7 | 3.0 | 7.1 | 12.1 | 17.4 | 22.5 | 30.6 | 39.0 | 46.2 | 57.6 | 71.6 | 106.8 | 220.8 |
| 6 | Middle Atlantic | 46.7 | 3.1 | 8.8 | 18.1 | 26.2 | 38.0 | 51.3 | 64.3 | 76.4 | 88.8 | 113.9 | 189.6 | 493.9 |
| 7 | East North Central | 74.7 | 3.2 | 8.9 | 18.9 | 28.8 | 43.2 | 62.6 | 88.9 | 109.9 | 135.8 | 187.0 | 321.4 | 683.6 |
| 8 | West North Central | 148.2 | 3.1 | 9.6 | 18.2 | 26.9 | 42.4 | 63.9 | 98.6 | 116.1 | 145.7 | 205.5 | 343.3 | 616.3 |
| 9 | South Atlantic | 29.4 | 3.6 | 12.1 | 19.9 | 23.8 | 27.8 | 34.2 | 42.6 | 50.7 | 58.5 | 80.0 | 136.9 | 312.5 |
| 10 | East South Central | 27.5 | 4.2 | 12.7 | 19.4 | 23.3 | 27.3 | 33.7 | 40.4 | 49.3 | 57.3 | 79.2 | 146.4 | 357.7 |
| 11 | West South Central | 77.9 | 4.5 | 13.0 | 20.7 | 27.7 | 34.8 | 49.1 | 72.3 | 83.1 | 101.0 | 156.0 | 274.4 | 496.6 |
| 12 | Mountain | 144.0 | 3.5 | 10.8 | 23.0 | 34.6 | 49.1 | 63.7 | 80.1 | 92.3 | 111.7 | 142.7 | 224.7 | 411.1 |
| 13 | Pacific | 74.1 | 3.3 | 10.4 | 21.2 | 31.2 | 41.1 | 54.7 | 69.1 | 85.3 | 100.7 | 145.7 | 253.5 | 603.1 |
| | **New England:** | | | | | | | | | | | | | |
| 14 | Maine | 33.6 | 3.0 | 7.3 | 12.5 | 16.4 | 23.1 | 30.5 | 38.2 | 45.1 | 60.9 | 71.1 | 98.1 | 232.9 |
| 15 | New Hampshire | 25.6 | 3.2 | 6.8 | 10.3 | 15.2 | 19.3 | 25.3 | 31.7 | 33.5 | 42.9 | 52.8 | 78.8 | 140.9 |
| 16 | Vermont | 47.1 | 3.2 | 7.4 | 12.9 | 19.9 | 24.6 | 35.0 | 43.9 | 52.5 | 60.6 | 78.3 | 118.2 | 214.2 |
| 17 | Massachusetts | 22.2 | 2.9 | 7.0 | 12.3 | 18.4 | 22.2 | 29.1 | 38.4 | 44.4 | 56.9 | 66.0 | 105.0 | 264.5 |
| 18 | Rhode Island | 22.8 | 2.8 | 7.5 | 13.1 | 17.0 | 17.2 | 31.9 | 39.2 | 40.3 | 79.6 | 63.7 | 195.2 | 120.8 |
| 19 | Connecticut | 25.2 | 2.9 | 6.9 | 12.0 | 18.4 | 22.7 | 30.8 | 37.9 | 49.9 | 57.2 | 82.6 | 136.1 | 312.7 |
| | **Middle Atlantic:** | | | | | | | | | | | | | |
| 20 | New York | 51.0 | 3.2 | 8.8 | 17.5 | 24.3 | 34.9 | 47.6 | 61.0 | 74.9 | 84.7 | 112.3 | 187.5 | 421.4 |
| 21 | New Jersey | 45.2 | 2.8 | 8.7 | 19.5 | 30.4 | 43.2 | 60.4 | 84.4 | 99.5 | 128.2 | 146.4 | 298.8 | 787.3 |
| 22 | Pennsylvania | 43.2 | 3.1 | 8.8 | 18.2 | 27.1 | 39.6 | 53.4 | 65.8 | 75.9 | 90.9 | 113.3 | 177.5 | 508.2 |
| | **East North Central:** | | | | | | | | | | | | | |
| 23 | Ohio | 58.8 | 3.3 | 8.4 | 18.0 | 26.6 | 41.6 | 59.1 | 82.8 | 104.4 | 124.9 | 170.3 | 304.2 | 731.8 |
| 24 | Indiana | 77.6 | 3.1 | 9.0 | 19.4 | 29.2 | 44.6 | 64.8 | 94.1 | 118.8 | 145.2 | 205.6 | 362.9 | 836.5 |
| 25 | Illinois | 116.6 | 3.4 | 9.3 | 19.2 | 29.6 | 50.0 | 75.8 | 111.7 | 135.0 | 167.9 | 230.5 | 386.2 | 856.9 |
| 26 | Michigan | 54.3 | 2.9 | 8.8 | 18.8 | 29.3 | 40.5 | 58.7 | 76.3 | 94.8 | 108.3 | 138.7 | 216.8 | 337.0 |
| 27 | Wisconsin | 62.4 | 3.2 | 9.6 | 19.6 | 31.7 | 42.3 | 57.7 | 71.8 | 84.6 | 97.6 | 122.9 | 210.1 | 498.6 |
| | **West North Central:** | | | | | | | | | | | | | |
| 28 | Minnesota | 116.1 | 2.8 | 8.9 | 17.9 | 28.6 | 43.4 | 65.7 | 100.2 | 119.6 | 150.4 | 210.8 | 384.5 | 912.3 |
| 29 | Iowa | 117.9 | 3.0 | 9.1 | 21.0 | 31.6 | 52.9 | 78.3 | 112.2 | 132.2 | 162.7 | 216.9 | 349.7 | 714.1 |
| 30 | Missouri | 63.9 | 3.3 | 10.3 | 16.7 | 23.6 | 35.1 | 45.5 | 60.9 | 77.1 | 93.0 | 129.3 | 216.0 | 401.7 |
| 31 | North Dakota | 318.0 | 3.1 | 9.6 | 21.1 | 31.9 | 46.1 | 66.7 | 101.1 | 125.9 | 152.3 | 231.5 | 376.5 | 641.7 |
| 32 | South Dakota | 277.5 | 3.4 | 9.5 | 18.7 | 32.5 | 55.2 | 83.4 | 114.7 | 146.0 | 176.7 | 250.3 | 394.8 | 587.4 |
| 33 | Nebraska | 191.7 | 3.4 | 9.7 | 23.7 | 33.2 | 55.9 | 83.1 | 113.9 | 140.8 | 167.9 | 216.1 | 298.7 | 599.3 |
| 34 | Kansas | 182.4 | 2.9 | 8.4 | 18.4 | 27.2 | 40.1 | 59.7 | 86.9 | 109.6 | 132.6 | 196.6 | 325.7 | 639.9 |
| | **South Atlantic:** | | | | | | | | | | | | | |
| 35 | Delaware | 59.4 | 4.5 | 8.7 | 19.3 | 28.6 | 40.8 | 56.4 | 76.0 | 94.5 | 116.2 | 161.3 | 237.2 | 609.4 |
| 36 | Maryland | 49.8 | 3.1 | 8.1 | 15.3 | 23.2 | 34.3 | 50.0 | 67.0 | 83.6 | 93.8 | 135.3 | 218.3 | 476.2 |
| 37 | District of Columbia | 19.0 | 1.7 | 4.5 | 6.0 | ..... | 16.0 | ..... | ..... | 115.0 | ..... | 88.0 | ..... | ..... |
| 38 | Virginia | 25.9 | 3.2 | 7.9 | 12.7 | 16.4 | 20.7 | 27.1 | 34.8 | 44.0 | 49.6 | 71.4 | 127.0 | 276.5 |
| 39 | West Virginia | 17.1 | 2.6 | 4.8 | 8.0 | 10.6 | 14.7 | 19.4 | 25.6 | 30.5 | 35.3 | 48.1 | 78.3 | 157.2 |
| 40 | North Carolina | 21.8 | 3.8 | 12.7 | 19.7 | 22.2 | 25.8 | 31.0 | 35.9 | 43.1 | 50.2 | 64.4 | 109.2 | 252.0 |
| 41 | South Carolina | 30.5 | 4.5 | 15.1 | 24.6 | 29.4 | 33.2 | 38.5 | 47.8 | 55.8 | 62.4 | 85.1 | 156.7 | 345.9 |
| 42 | Georgia | 40.4 | 3.7 | 14.3 | 25.0 | 31.3 | 35.8 | 42.1 | 49.1 | 55.5 | 61.9 | 85.2 | 143.9 | 323.0 |
| 43 | Florida | 38.9 | 3.3 | 9.2 | 17.9 | 25.9 | 32.4 | 42.3 | 53.2 | 63.0 | 76.8 | 97.3 | 144.0 | 340.1 |
| | **East South Central:** | | | | | | | | | | | | | |
| 44 | Kentucky | 25.9 | 3.2 | 8.0 | 12.2 | 16.9 | 22.7 | 30.7 | 40.3 | 50.3 | 61.2 | 88.4 | 164.7 | 356.5 |
| 45 | Tennessee | 27.4 | 3.3 | 11.1 | 17.4 | 22.6 | 28.6 | 36.5 | 44.4 | 54.2 | 64.2 | 87.1 | 150.2 | 292.5 |
| 46 | Alabama | 30.4 | 4.0 | 13.8 | 22.9 | 30.2 | 33.2 | 39.1 | 42.7 | 50.1 | 56.3 | 70.0 | 109.6 | 250.0 |
| 47 | Mississippi | 26.7 | 5.7 | 14.9 | 21.9 | 24.9 | 25.4 | 29.3 | 33.5 | 39.6 | 43.0 | 67.7 | 167.1 | 483.9 |
| | **West South Central:** | | | | | | | | | | | | | |
| 48 | Arkansas | 38.4 | 5.3 | 14.1 | 21.2 | 27.8 | 31.3 | 39.0 | 45.6 | 53.7 | 67.5 | 96.1 | 217.3 | 559.1 |
| 49 | Louisiana | 31.5 | 4.5 | 13.6 | 20.8 | 25.6 | 27.4 | 34.7 | 45.5 | 61.7 | 69.8 | 103.4 | 208.5 | 497.5 |
| 50 | Oklahoma | 102.6 | 3.0 | 8.2 | 15.4 | 22.6 | 30.4 | 43.2 | 69.2 | 75.6 | 100.0 | 157.6 | 280.5 | 479.1 |
| 51 | Texas | 108.0 | 4.0 | 11.6 | 21.7 | 29.5 | 42.4 | 58.2 | 88.2 | 98.6 | 116.2 | 171.8 | 284.8 | 495.9 |
| | **Mountain:** | | | | | | | | | | | | | |
| 52 | Montana | 234.8 | 2.8 | 7.9 | 17.3 | 25.9 | 36.4 | 53.9 | 68.3 | 83.4 | 101.3 | 125.8 | 212.5 | 420.1 |
| 53 | Idaho | 101.1 | 3.0 | 9.9 | 24.0 | 36.9 | 52.7 | 67.0 | 77.0 | 97.4 | 111.7 | 143.8 | 242.7 | 495.6 |
| 54 | Wyoming | 172.9 | 3.3 | 8.9 | 21.7 | 32.3 | 47.7 | 69.0 | 79.6 | 96.9 | 114.6 | 125.8 | 172.0 | 307.0 |
| 55 | Colorado | 169.6 | 3.5 | 10.3 | 21.3 | 32.9 | 52.3 | 69.8 | 95.4 | 102.2 | 122.5 | 154.5 | 238.6 | 456.8 |
| 56 | New Mexico | 163.1 | 4.2 | 10.9 | 21.6 | 33.6 | 41.6 | 55.3 | 73.7 | 92.7 | 118.1 | 171.8 | 243.9 | 300.1 |
| 57 | Arizona | 125.3 | 3.5 | 10.5 | 22.5 | 34.0 | 51.8 | 67.7 | 87.1 | 126.4 | 135.4 | 197.8 | 353.3 | 616.4 |
| 58 | Utah | 60.9 | 3.4 | 12.7 | 25.1 | 35.7 | 47.0 | 58.6 | 65.6 | 74.2 | 85.4 | 105.4 | 165.1 | 281.5 |
| 59 | Nevada | 154.2 | 3.4 | 10.0 | 22.4 | 30.3 | 39.3 | 59.3 | 60.8 | 65.3 | 98.1 | 96.0 | 173.4 | 556.4 |
| | **Pacific:** | | | | | | | | | | | | | |
| 60 | Washington | 75.8 | 2.8 | 7.6 | 14.4 | 21.9 | 29.1 | 35.6 | 51.5 | 60.5 | 75.3 | 131.2 | 257.4 | 613.2 |
| 61 | Oregon | 67.5 | 2.8 | 8.1 | 17.0 | 25.3 | 36.1 | 48.8 | 62.0 | 77.8 | 93.2 | 114.8 | 168.8 | 450.4 |
| 62 | California | 76.2 | 3.7 | 12.4 | 26.6 | 39.3 | 53.0 | 70.6 | 87.5 | 106.1 | 122.3 | 173.7 | 296.3 | 696.6 |

## Table 14.—AVERAGE ACREAGE OF CROPLAND HARVESTED PER FARM REPORTING AND PERCENT DISTRIBUTION OF TOTAL LAND PASTURED, BY SIZE OF FARM; BY DIVISIONS AND STATES: CENSUS OF 1950—Continued

[Data are based on reports for only a sample of farms. See text. Base data in Volume I]

| | Region, division, and State | Percent distribution of total land pastured, by size of farm | | | | | | | | | | | |
|---|---|---|---|---|---|---|---|---|---|---|---|---|---|
| | | Under 10 acres | 10-29 acres | 30-49 acres | 50-69 acres | 70-99 acres | 100-139 acres | 140-179 acres | 180-219 acres | 220-259 acres | 260-499 acres | 500-999 acres | 1,000 acres and over |
| 1 | United States | 0.1 | 0.6 | 1.1 | 1.3 | 2.7 | 3.7 | 4.3 | 3.0 | 2.6 | 9.0 | 8.0 | 63.6 |
| 2 | The North | 0.1 | 0.7 | 1.4 | 1.5 | 4.8 | 7.1 | 9.2 | 6.3 | 6.0 | 18.3 | 12.6 | 32.0 |
| 3 | The South | 0.1 | 1.0 | 2.0 | 2.4 | 4.2 | 5.2 | 5.0 | 3.6 | 2.8 | 10.3 | 9.2 | 54.2 |
| 4 | The West | (1) | 0.1 | 0.2 | 0.2 | 0.3 | 0.4 | 0.6 | 0.3 | 0.4 | 2.2 | 4.2 | 91.1 |
| | **Geographic Divisions:** | | | | | | | | | | | | |
| 5 | New England | 0.2 | 1.6 | 2.4 | 3.8 | 6.5 | 11.5 | 11.8 | 10.5 | 8.8 | 27.5 | 11.6 | 3.8 |
| 6 | Middle Atlantic | 0.2 | 1.4 | 2.3 | 4.3 | 8.7 | 16.3 | 14.5 | 12.0 | 9.6 | 22.0 | 6.7 | 1.9 |
| 7 | East North Central | 0.2 | 1.5 | 3.1 | 3.3 | 11.0 | 15.3 | 16.4 | 11.8 | 9.3 | 20.6 | 5.7 | 1.8 |
| 8 | West North Central | 0.1 | 0.3 | 0.8 | 0.7 | 2.5 | 3.6 | 6.5 | 4.1 | 4.6 | 16.9 | 15.3 | 44.7 |
| 9 | South Atlantic | 0.3 | 1.9 | 3.3 | 4.3 | 6.2 | 8.3 | 6.3 | 5.3 | 3.8 | 12.1 | 9.2 | 39.0 |
| 10 | East South Central | 0.3 | 2.5 | 5.5 | 6.7 | 11.4 | 13.3 | 10.5 | 7.5 | 5.0 | 14.5 | 9.6 | 13.2 |
| 11 | West South Central | 0.1 | 0.4 | 1.0 | 1.0 | 2.1 | 2.8 | 3.4 | 2.3 | 2.1 | 9.0 | 9.1 | 66.7 |
| 12 | Mountain | (1) | (1) | 0.1 | 0.1 | 0.2 | 0.2 | 0.4 | 0.2 | 0.2 | 1.7 | 3.6 | 93.3 |
| 13 | Pacific | 0.1 | 0.6 | 0.8 | 0.6 | 1.1 | 1.1 | 1.4 | 0.9 | 1.0 | 4.3 | 7.0 | 81.1 |
| | **New England:** | | | | | | | | | | | | |
| 14 | Maine | 0.2 | 1.3 | 2.7 | 5.2 | 8.8 | 15.3 | 13.3 | 11.7 | 7.6 | 21.5 | 8.2 | 4.2 |
| 15 | New Hampshire | 0.2 | 1.6 | 2.4 | 4.3 | 6.2 | 10.3 | 9.8 | 9.1 | 8.6 | 27.0 | 16.3 | 4.2 |
| 16 | Vermont | 0.1 | 0.6 | 0.8 | 1.6 | 3.5 | 8.4 | 11.4 | 11.1 | 9.9 | 34.2 | 14.4 | 4.1 |
| 17 | Massachusetts | 0.7 | 3.3 | 5.2 | 6.2 | 9.4 | 13.3 | 11.2 | 9.0 | 7.5 | 23.6 | 6.9 | 3.7 |
| 18 | Rhode Island | 0.3 | 4.2 | 5.5 | 8.4 | 13.1 | 11.1 | 14.6 | 6.3 | 5.8 | 25.7 | 3.8 | 1.1 |
| 19 | Connecticut | 0.5 | 3.5 | 4.8 | 5.4 | 9.8 | 15.1 | 13.0 | 9.7 | 9.0 | 19.0 | 8.4 | 1.6 |
| | **Middle Atlantic:** | | | | | | | | | | | | |
| 20 | New York | 0.1 | 0.9 | 1.6 | 3.0 | 6.7 | 14.0 | 14.2 | 12.6 | 10.7 | 26.3 | 8.1 | 1.8 |
| 21 | New Jersey | 1.3 | 5.5 | 3.8 | 4.7 | 9.3 | 17.9 | 13.7 | 10.7 | 8.0 | 17.0 | 4.4 | 3.9 |
| 22 | Pennsylvania | 0.3 | 2.0 | 3.3 | 6.4 | 11.8 | 19.7 | 15.1 | 11.1 | 7.9 | 15.7 | 4.8 | 1.9 |
| | **East North Central:** | | | | | | | | | | | | |
| 23 | Ohio | 0.4 | 2.4 | 3.9 | 5.6 | 13.0 | 18.1 | 16.0 | 10.8 | 7.9 | 15.9 | 4.8 | 1.3 |
| 24 | Indiana | 0.4 | 2.8 | 4.4 | 4.5 | 11.4 | 14.9 | 14.9 | 10.9 | 8.6 | 19.7 | 5.5 | 1.9 |
| 25 | Illinois | 0.3 | 1.6 | 2.6 | 2.5 | 6.7 | 10.2 | 14.6 | 11.5 | 11.0 | 27.9 | 8.8 | 2.3 |
| 26 | Michigan | 0.1 | 1.1 | 3.9 | 3.2 | 13.4 | 15.8 | 15.8 | 11.2 | 8.3 | 18.7 | 5.3 | 3.3 |
| 27 | Wisconsin | 0.1 | 0.3 | 1.7 | 1.6 | 11.0 | 17.2 | 19.2 | 13.5 | 10.1 | 20.0 | 4.5 | 0.9 |
| | **West North Central:** | | | | | | | | | | | | |
| 28 | Minnesota | 0.1 | 0.5 | 1.6 | 1.2 | 7.1 | 10.7 | 19.6 | 11.5 | 12.0 | 27.1 | 6.7 | 1.8 |
| 29 | Iowa | 0.2 | 0.8 | 1.3 | 1.3 | 5.4 | 10.0 | 19.3 | 12.7 | 12.9 | 27.9 | 6.7 | 1.6 |
| 30 | Missouri | 0.2 | 1.0 | 2.7 | 2.4 | 7.9 | 10.8 | 12.4 | 9.5 | 9.0 | 25.7 | 11.9 | 6.5 |
| 31 | North Dakota | (1) | (1) | 0.1 | (1) | 0.1 | 0.2 | 1.0 | 0.4 | 0.7 | 13.8 | 31.2 | 52.4 |
| 32 | South Dakota | (1) | (1) | 0.1 | 0.1 | 0.1 | 0.2 | 1.2 | 0.5 | 0.9 | 7.8 | 11.9 | 77.3 |
| 33 | Nebraska | (1) | 0.1 | 0.1 | 0.1 | 0.4 | 0.6 | 2.7 | 1.3 | 2.3 | 11.2 | 13.1 | 68.1 |
| 34 | Kansas | 0.1 | 0.3 | 0.5 | 0.5 | 1.5 | 1.7 | 4.7 | 2.5 | 4.2 | 20.7 | 22.3 | 41.1 |
| | **South Atlantic:** | | | | | | | | | | | | |
| 35 | Delaware | 0.3 | 1.7 | 3.6 | 4.7 | 7.8 | 13.3 | 13.9 | 10.7 | 8.6 | 22.4 | 8.9 | 4.1 |
| 36 | Maryland | 0.5 | 2.0 | 3.2 | 5.0 | 7.7 | 14.7 | 14.0 | 10.6 | 8.4 | 20.2 | 8.8 | 4.8 |
| 37 | District of Columbia | 0.5 | 4.3 | 6.2 | ..... | 4.8 | ..... | ..... | 14.8 | ..... | 69.5 | ..... | ..... |
| 38 | Virginia | 0.6 | 3.1 | 4.6 | 5.9 | 9.1 | 12.3 | 9.3 | 7.8 | 5.9 | 19.3 | 12.9 | 9.4 |
| 39 | West Virginia | 0.3 | 2.8 | 5.0 | 6.9 | 11.0 | 14.6 | 10.6 | 8.7 | 6.0 | 16.4 | 9.6 | 7.9 |
| 40 | North Carolina | 0.7 | 5.7 | 9.7 | 11.1 | 13.2 | 14.4 | 9.2 | 6.9 | 4.9 | 12.2 | 6.0 | 6.0 |
| 41 | South Carolina | 0.2 | 2.1 | 4.4 | 5.5 | 7.7 | 9.3 | 7.6 | 5.6 | 4.1 | 15.1 | 14.0 | 24.2 |
| 42 | Georgia | 0.1 | 1.2 | 2.4 | 4.1 | 5.9 | 8.8 | 6.7 | 6.5 | 4.5 | 15.6 | 14.2 | 30.1 |
| 43 | Florida | 0.8 | 4.2 | 6.2 | 4.6 | 7.5 | 7.6 | 7.4 | 5.2 | 3.9 | 13.0 | 10.9 | 28.8 |
| | **East South Central:** | | | | | | | | | | | | |
| 44 | Kentucky | 0.4 | 2.9 | 5.5 | 8.1 | 13.2 | 17.6 | 12.6 | 9.7 | 6.1 | 14.8 | 6.2 | 3.0 |
| 45 | Tennessee | 0.6 | 3.9 | 6.7 | 8.8 | 13.1 | 15.5 | 11.6 | 8.5 | 5.9 | 15.3 | 6.4 | 3.8 |
| 46 | Alabama | 0.2 | 1.8 | 4.9 | 4.3 | 8.1 | 8.3 | 7.1 | 5.5 | 3.2 | 13.3 | 13.7 | 29.8 |
| 47 | Mississippi | 0.2 | 1.6 | 5.2 | 5.6 | 11.0 | 11.4 | 10.3 | 6.1 | 4.9 | 14.8 | 12.1 | 16.9 |
| | **West South Central:** | | | | | | | | | | | | |
| 48 | Arkansas | 0.3 | 1.7 | 5.4 | 4.2 | 11.2 | 12.1 | 11.7 | 8.1 | 6.2 | 17.3 | 10.8 | 11.0 |
| 49 | Louisiana | 0.4 | 3.1 | 6.3 | 4.4 | 7.1 | 6.9 | 5.6 | 3.5 | 3.5 | 12.3 | 12.6 | 34.3 |
| 50 | Oklahoma | 0.1 | 0.5 | 1.2 | 1.1 | 3.4 | 3.7 | 8.9 | 3.9 | 4.5 | 20.2 | 16.1 | 36.4 |
| 51 | Texas | (1) | 0.2 | 0.4 | 0.6 | 1.0 | 1.8 | 1.8 | 1.6 | 1.4 | 6.2 | 7.5 | 77.4 |
| | **Mountain:** | | | | | | | | | | | | |
| 52 | Montana | (1) | (1) | (1) | (1) | 0.1 | 0.1 | 0.3 | 0.2 | 0.2 | 1.7 | 4.7 | 92.5 |
| 53 | Idaho | 0.1 | 0.3 | 0.6 | 0.5 | 1.5 | 1.4 | 2.6 | 1.2 | 1.6 | 7.7 | 10.3 | 72.4 |
| 54 | Wyoming | (1) | (1) | (1) | (1) | 0.1 | 0.1 | 0.2 | 0.1 | 0.1 | 1.1 | 2.5 | 95.8 |
| 55 | Colorado | (1) | 0.1 | 0.1 | 0.1 | 0.2 | 0.2 | 0.7 | 0.3 | 0.4 | 3.8 | 8.2 | 85.9 |
| 56 | New Mexico | (1) | (1) | (1) | (1) | 0.1 | 0.1 | 0.2 | 0.1 | 0.1 | 1.0 | 2.3 | 96.0 |
| 57 | Arizona | (1) | (1) | (1) | (1) | (1) | (1) | 0.1 | (1) | (1) | 0.3 | 0.4 | 99.0 |
| 58 | Utah | (1) | 0.2 | 0.3 | 0.3 | 0.6 | 0.8 | 1.0 | 0.9 | 0.6 | 3.5 | 4.7 | 87.1 |
| 59 | Nevada | (1) | (1) | 0.1 | (1) | 0.1 | 0.1 | 0.2 | 0.2 | 0.1 | 0.6 | 1.4 | 97.1 |
| | **Pacific:** | | | | | | | | | | | | |
| 60 | Washington | 0.2 | 1.1 | 1.4 | 1.0 | 2.0 | 1.8 | 2.3 | 1.3 | 1.4 | 5.5 | 8.0 | 73.9 |
| 61 | Oregon | 0.1 | 0.5 | 0.7 | 0.6 | 1.1 | 1.2 | 1.6 | 1.1 | 1.0 | 4.2 | 6.3 | 81.6 |
| 62 | California | 0.1 | 0.4 | 0.5 | 0.4 | 0.7 | 0.8 | 1.0 | 0.7 | 0.8 | 3.8 | 7.1 | 83.7 |

[1] 0.05 percent or less.

## Table 15.–OTHER INCOME OF FAMILY EXCEEDING VALUE OF AGRICULTURAL PRODUCTS SOLD–FARMS REPORTING, WITH PERCENT OF FARMS REPORTING IN EACH SIZE-OF-FARM GROUP, BY DIVISIONS AND STATES: CENSUS OF 1950

[Data are based on reports for only a sample of farms. See text. Base data in Volume I]

| | Region, division, and State | Number of farm operators with other income of family exceeding value of agricultural products sold | Percent of operators in each size-of-farm group with other income of family exceeding value of agricultural products sold | | | | | | | | | | | |
|---|---|---|---|---|---|---|---|---|---|---|---|---|---|---|
| | | | Total, all farms | Under 10 acres | 10-29 acres | 30-49 acres | 50-69 acres | 70-99 acres | 100-139 acres | 140-179 acres | 180-219 acres | 220-259 acres | 260-499 acres | 500-999 acres | 1,000 acres and over |
| 1 | United States | 1,566,154 | 29.1 | 58.3 | 42.8 | 38.7 | 34.7 | 28.7 | 22.3 | 15.7 | 14.1 | 11.5 | 10.5 | 9.9 | 8.3 |
| 2 | The North | 516,103 | 22.8 | 57.5 | 55.0 | 45.8 | 38.4 | 25.7 | 17.5 | 10.0 | 8.8 | 6.6 | 5.5 | 4.3 | 3.6 |
| 3 | The South | 890,017 | 33.6 | 57.1 | 37.6 | 36.0 | 33.4 | 31.9 | 28.0 | 25.0 | 22.5 | 21.4 | 18.7 | 16.9 | 14.6 |
| 4 | The West | 160,034 | 34.7 | 63.5 | 52.0 | 38.1 | 30.3 | 25.6 | 23.3 | 24.0 | 21.0 | 18.9 | 16.8 | 12.4 | 7.0 |
| | **Geographic Divisions:** | | | | | | | | | | | | | | |
| 5 | New England | 42,794 | 41.5 | 56.9 | 55.5 | 52.9 | 49.5 | 44.9 | 37.6 | 27.4 | 26.1 | 21.2 | 18.6 | 16.4 | 14.7 |
| 6 | Middle Atlantic | 103,802 | 35.0 | 54.8 | 56.0 | 48.3 | 43.7 | 33.9 | 24.5 | 18.6 | 15.7 | 14.3 | 10.9 | 12.5 | 13.9 |
| 7 | East North Central | 226,254 | 25.6 | 59.9 | 57.8 | 47.4 | 37.1 | 24.6 | 15.9 | 9.5 | 7.9 | 6.0 | 5.3 | 5.5 | 8.2 |
| 8 | West North Central | 143,253 | 14.6 | 56.4 | 49.2 | 40.1 | 31.4 | 21.5 | 13.6 | 7.9 | 6.7 | 5.0 | 4.5 | 3.5 | 3.1 |
| 9 | South Atlantic | 335,638 | 35.0 | 58.7 | 38.9 | 34.0 | 32.9 | 31.6 | 28.5 | 26.5 | 24.3 | 23.3 | 23.6 | 22.0 | 20.8 |
| 10 | East South Central | 295,433 | 32.4 | 51.7 | 34.0 | 34.5 | 31.3 | 29.1 | 26.3 | 24.1 | 22.0 | 21.4 | 20.7 | 23.5 | 21.9 |
| 11 | West South Central | 258,946 | 33.2 | 62.3 | 41.7 | 41.7 | 38.2 | 36.2 | 29.3 | 24.5 | 21.4 | 20.1 | 15.3 | 12.8 | 11.5 |
| 12 | Mountain | 50,836 | 26.1 | 68.8 | 55.9 | 39.0 | 26.9 | 21.4 | 19.6 | 20.4 | 18.6 | 15.5 | 14.5 | 11.0 | 6.3 |
| 13 | Pacific | 109,198 | 41.0 | 61.8 | 50.9 | 37.7 | 32.0 | 29.3 | 26.4 | 28.9 | 23.6 | 22.9 | 20.4 | 15.2 | 9.0 |
| | **New England:** | | | | | | | | | | | | | | |
| 14 | Maine | 13,849 | 45.6 | 62.9 | 68.2 | 64.9 | 57.6 | 50.5 | 43.3 | 28.9 | 32.2 | 27.3 | 22.3 | 20.9 | 15.0 |
| 15 | New Hampshire | 6,833 | 51.1 | 68.8 | 63.9 | 60.0 | 57.0 | 59.4 | 49.8 | 36.3 | 37.5 | 30.7 | 30.0 | 19.7 | 13.6 |
| 16 | Vermont | 6,065 | 31.8 | 69.6 | 72.9 | 60.4 | 50.9 | 40.5 | 28.7 | 23.9 | 18.0 | 13.1 | 11.3 | 11.0 | 14.8 |
| 17 | Massachusetts | 9,103 | 41.0 | 52.5 | 44.9 | 41.8 | 41.9 | 36.6 | 33.5 | 27.0 | 22.1 | 26.2 | 20.0 | 20.7 | 15.7 |
| 18 | Rhode Island | 958 | 36.8 | 46.1 | 45.3 | 36.5 | 36.0 | 28.7 | 22.2 | 27.6 | 13.2 | 13.5 | 39.4 | 11.8 | 20.0 |
| 19 | Connecticut | 5,986 | 38.4 | 52.2 | 49.4 | 44.7 | 35.5 | 34.4 | 28.1 | 21.6 | 18.5 | 12.4 | 13.7 | 14.1 | 13.0 |
| | **Middle Atlantic:** | | | | | | | | | | | | | | |
| 20 | New York | 38,630 | 31.0 | 54.5 | 55.3 | 47.2 | 44.2 | 33.8 | 23.2 | 17.4 | 13.5 | 13.4 | 9.1 | 9.6 | 11.0 |
| 21 | New Jersey | 7,309 | 29.5 | 41.5 | 38.1 | 33.8 | 26.4 | 21.2 | 12.5 | 9.3 | 8.1 | 4.3 | 16.5 | 11.0 | 10.4 |
| 22 | Pennsylvania | 57,863 | 39.4 | 60.4 | 61.8 | 51.5 | 45.2 | 35.3 | 26.9 | 20.8 | 19.5 | 16.9 | 13.5 | 18.4 | 18.3 |
| | **East North Central:** | | | | | | | | | | | | | | |
| 23 | Ohio | 65,931 | 33.1 | 62.3 | 61.0 | 50.7 | 41.7 | 28.6 | 20.9 | 12.4 | 10.6 | 8.8 | 8.4 | 9.8 | 5.8 |
| 24 | Indiana | 46,732 | 28.0 | 61.3 | 57.3 | 47.1 | 36.2 | 25.4 | 15.5 | 9.7 | 7.0 | 5.2 | 4.7 | 3.6 | 9.0 |
| 25 | Illinois | 35,947 | 18.4 | 56.6 | 53.7 | 43.9 | 34.7 | 21.0 | 12.3 | 5.4 | 4.8 | 3.2 | 2.7 | 2.1 | 5.2 |
| 26 | Michigan | 51,797 | 33.3 | 59.4 | 59.4 | 51.6 | 41.5 | 33.8 | 22.5 | 16.7 | 13.1 | 11.8 | 10.1 | 10.9 | 13.6 |
| 27 | Wisconsin | 25,847 | 15.3 | 57.0 | 54.0 | 37.8 | 23.5 | 14.1 | 9.5 | 7.4 | 7.2 | 6.1 | 5.5 | 7.7 | 9.8 |
| | **West North Central:** | | | | | | | | | | | | | | |
| 28 | Minnesota | 24,301 | 13.6 | 52.5 | 49.3 | 42.7 | 31.3 | 20.6 | 12.6 | 6.6 | 6.0 | 3.9 | 3.7 | 3.7 | 5.1 |
| 29 | Iowa | 17,069 | 8.4 | 49.5 | 43.2 | 25.1 | 19.0 | 8.2 | 4.6 | 2.3 | 2.2 | 2.2 | 1.6 | 2.2 | 3.6 |
| 30 | Missouri | 63,222 | 27.5 | 63.1 | 50.6 | 44.5 | 35.8 | 30.3 | 21.6 | 17.9 | 13.5 | 12.1 | 10.1 | 7.8 | 11.6 |
| 31 | North Dakota | 3,629 | 5.6 | 48.2 | 43.9 | 35.6 | 35.4 | 30.1 | 25.4 | 12.1 | 10.6 | 6.8 | 4.2 | 2.3 | 1.9 |
| 32 | South Dakota | 4,599 | 6.9 | 46.7 | 33.4 | 30.9 | 20.5 | 20.7 | 13.1 | 8.1 | 5.7 | 3.8 | 3.7 | 3.5 | 3.9 |
| 33 | Nebraska | 8,613 | 8.0 | 50.8 | 45.7 | 30.0 | 20.5 | 13.4 | 8.2 | 4.4 | 3.0 | 2.2 | 2.7 | 3.1 | 2.6 |
| 34 | Kansas | 21,820 | 16.6 | 62.1 | 58.9 | 44.4 | 37.4 | 27.5 | 20.8 | 13.7 | 9.4 | 6.3 | 5.1 | 3.7 | 2.8 |
| | **South Atlantic:** | | | | | | | | | | | | | | |
| 35 | Delaware | 1,921 | 25.8 | 42.8 | 38.9 | 37.2 | 30.5 | 20.9 | 15.7 | 10.8 | 11.8 | 16.5 | 8.9 | 14.8 | 16.7 |
| 36 | Maryland | 12,701 | 35.1 | 62.1 | 56.0 | 45.2 | 36.4 | 29.8 | 21.0 | 15.4 | 16.4 | 15.5 | 14.1 | 16.1 | 15.2 |
| 37 | District of Columbia[1] | 4 | 14.3 | (*) | (*) | (*) | (*) | (*) | (*) | (*) | (*) | (*) | (*) | (*) | (*) |
| 38 | Virginia | 59,793 | 39.6 | 61.2 | 51.6 | 44.7 | 37.5 | 33.8 | 26.5 | 26.1 | 22.8 | 19.8 | 21.5 | 21.8 | 20.7 |
| 39 | West Virginia | 46,678 | 57.3 | 72.4 | 72.2 | 67.3 | 61.9 | 54.5 | 48.2 | 41.5 | 36.1 | 34.5 | 31.7 | 21.7 | 15.3 |
| 40 | North Carolina | 77,861 | 27.0 | 50.6 | 28.6 | 24.1 | 23.4 | 21.8 | 20.7 | 19.8 | 19.4 | 20.6 | 20.2 | 21.3 | 20.8 |
| 41 | South Carolina | 45,766 | 32.9 | 56.0 | 30.6 | 28.8 | 32.8 | 32.6 | 32.2 | 30.8 | 27.6 | 30.0 | 28.5 | 26.4 | 23.5 |
| 42 | Georgia | 65,168 | 32.9 | 63.1 | 41.1 | 31.8 | 30.5 | 30.8 | 28.5 | 26.4 | 25.2 | 23.8 | 24.1 | 21.2 | 21.4 |
| 43 | Florida | 25,750 | 45.3 | 62.6 | 55.7 | 49.5 | 42.0 | 37.9 | 33.5 | 32.7 | 25.2 | 23.1 | 26.8 | 23.3 | 20.1 |
| | **East South Central:** | | | | | | | | | | | | | | |
| 44 | Kentucky | 66,484 | 30.5 | 47.7 | 42.0 | 38.7 | 31.2 | 24.4 | 20.2 | 17.4 | 14.3 | 12.7 | 13.5 | 12.1 | 14.5 |
| 45 | Tennessee | 76,775 | 33.2 | 58.0 | 38.0 | 34.8 | 31.1 | 27.3 | 23.9 | 22.5 | 18.3 | 19.0 | 17.7 | 19.6 | 17.8 |
| 46 | Alabama | 76,868 | 36.4 | 64.6 | 41.2 | 33.4 | 31.0 | 31.3 | 31.1 | 29.2 | 31.6 | 28.3 | 27.2 | 31.7 | 27.4 |
| 47 | Mississippi | 75,306 | 30.0 | 40.0 | 24.0 | 32.4 | 32.0 | 34.3 | 34.6 | 30.4 | 30.1 | 30.4 | 25.7 | 24.3 | 18.7 |
| | **West South Central:** | | | | | | | | | | | | | | |
| 48 | Arkansas | 60,347 | 33.1 | 48.7 | 28.6 | 37.9 | 34.3 | 35.1 | 31.2 | 31.9 | 26.0 | 25.1 | 21.9 | 17.3 | 14.5 |
| 49 | Louisiana | 47,043 | 37.9 | 59.9 | 35.0 | 35.0 | 36.1 | 39.7 | 40.2 | 33.9 | 28.9 | 32.0 | 25.3 | 22.5 | 18.2 |
| 50 | Oklahoma | 47,705 | 33.6 | 70.2 | 67.3 | 59.3 | 51.1 | 45.4 | 33.6 | 25.4 | 22.8 | 19.8 | 12.7 | 9.7 | 8.9 |
| 51 | Texas | 103,851 | 31.3 | 69.9 | 55.8 | 45.2 | 37.9 | 31.4 | 25.1 | 19.9 | 18.4 | 17.2 | 14.6 | 12.6 | 11.4 |
| | **Mountain:** | | | | | | | | | | | | | | |
| 52 | Montana | 5,938 | 16.9 | 67.8 | 58.9 | 52.7 | 38.2 | 36.6 | 24.5 | 25.0 | 20.1 | 17.3 | 15.5 | 8.6 | 4.4 |
| 53 | Idaho | 9,919 | 24.6 | 72.2 | 51.7 | 30.9 | 22.3 | 13.4 | 14.3 | 18.2 | 13.9 | 14.1 | 13.0 | 8.4 | 4.2 |
| 54 | Wyoming | 2,486 | 19.7 | 64.5 | 69.6 | 63.8 | 39.3 | 38.5 | 25.9 | 21.0 | 15.5 | 9.8 | 18.4 | 12.0 | 5.6 |
| 55 | Colorado | 10,929 | 24.0 | 68.1 | 60.2 | 43.1 | 32.5 | 21.9 | 17.4 | 14.7 | 17.5 | 14.7 | 12.6 | 10.4 | 5.4 |
| 56 | New Mexico | 7,905 | 33.6 | 64.9 | 52.6 | 40.4 | 31.0 | 27.3 | 31.8 | 27.4 | 27.3 | 19.1 | 19.2 | 19.1 | 11.9 |
| 57 | Arizona | 3,927 | 37.7 | 66.8 | 59.7 | 38.2 | 27.3 | 27.5 | 22.3 | 31.5 | 14.8 | 23.1 | 14.8 | 15.1 | 11.1 |
| 58 | Utah | 8,782 | 36.3 | 71.0 | 54.1 | 40.3 | 24.4 | 22.8 | 20.5 | 21.8 | 20.7 | 16.9 | 12.4 | 12.9 | 9.4 |
| 59 | Nevada | 950 | 30.5 | 72.9 | 56.6 | 46.4 | 13.6 | 24.1 | 10.7 | 31.8 | 40.0 | 13.3 | 15.6 | 13.0 | 10.7 |
| | **Pacific:** | | | | | | | | | | | | | | |
| 60 | Washington | 32,492 | 46.5 | 69.6 | 59.3 | 48.1 | 39.5 | 36.1 | 33.3 | 34.6 | 28.1 | 26.0 | 21.7 | 12.8 | 5.3 |
| 61 | Oregon | 27,943 | 46.8 | 74.5 | 64.5 | 51.0 | 43.5 | 35.7 | 32.1 | 31.6 | 30.0 | 27.6 | 21.2 | 16.6 | 7.4 |
| 62 | California | 48,763 | 35.6 | 55.2 | 42.1 | 25.8 | 21.6 | 20.2 | 18.4 | 23.3 | 16.1 | 17.7 | 19.1 | 15.9 | 12.1 |

*Not available.

[1]Data for District of Columbia not included in totals.

## Table 16.—OFF-FARM WORK OF 100 DAYS OR MORE—OPERATORS REPORTING WITH PERCENT OF OPERATORS REPORTING IN EACH SIZE-OF-FARM GROUP; BY DIVISIONS AND STATES: CENSUS OF 1950

[Data are based on reports for only a *sample of farms*. See text. Base data in Volume I]

| | Region, division, and State | Number of farm operators working off their farms 100 days or more | Percent of operators in each size-of-farm group working off their farms 100 days or more | | | | | | | | | | | |
|---|---|---|---|---|---|---|---|---|---|---|---|---|---|---|
| | | | Total, all farms | Under 10 acres | 10-29 acres | 30-49 acres | 50-69 acres | 70-99 acres | 100-139 acres | 140-179 acres | 180-219 acres | 220-259 acres | 260-499 acres | 500-999 acres | 1,000 acres and over |
| 1 | **United States** | 1,254,610 | 23.3 | 50.1 | 34.0 | 28.5 | 25.3 | 22.1 | 17.3 | 12.8 | 11.9 | 10.2 | 10.0 | 10.5 | 10.1 |
| 2 | The North | 483,548 | 21.3 | 53.4 | 50.1 | 40.8 | 34.0 | 23.9 | 16.5 | 9.8 | 8.8 | 6.9 | 6.3 | 5.7 | 5.7 |
| 3 | The South | 629,152 | 23.7 | 46.7 | 27.1 | 23.1 | 21.1 | 20.2 | 17.9 | 17.0 | 16.4 | 16.6 | 16.0 | 16.7 | 17.0 |
| 4 | The West | 141,910 | 30.8 | 54.4 | 46.3 | 33.4 | 27.1 | 22.9 | 20.6 | 21.4 | 19.5 | 17.0 | 14.8 | 12.3 | 8.3 |
| | **Geographic Divisions:** | | | | | | | | | | | | | | |
| 5 | New England | 38,811 | 37.6 | 53.0 | 50.4 | 50.4 | 42.8 | 39.6 | 33.0 | 24.5 | 22.7 | 19.5 | 17.1 | 17.9 | 17.0 |
| 6 | Middle Atlantic | 98,857 | 33.4 | 52.4 | 52.5 | 45.6 | 38.9 | 31.9 | 23.9 | 18.0 | 16.9 | 15.5 | 12.7 | 13.3 | 13.2 |
| 7 | East North Central | 220,394 | 24.9 | 58.0 | 54.3 | 43.9 | 34.9 | 24.3 | 16.1 | 10.1 | 8.3 | 6.7 | 6.4 | 8.3 | 13.3 |
| 8 | West North Central | 125,486 | 12.8 | 48.0 | 40.6 | 30.6 | 23.8 | 17.9 | 11.4 | 7.5 | 6.4 | 5.2 | 5.2 | 4.7 | 5.2 |
| 9 | South Atlantic | 252,276 | 26.3 | 51.3 | 27.2 | 23.7 | 22.3 | 22.0 | 19.7 | 18.2 | 18.0 | 18.0 | 18.8 | 20.4 | 23.3 |
| 10 | East South Central | 192,643 | 21.1 | 40.1 | 23.0 | 20.5 | 18.0 | 16.8 | 15.3 | 14.5 | 15.2 | 16.2 | 16.2 | 19.8 | 22.9 |
| 11 | West South Central | 184,233 | 23.6 | 49.0 | 29.3 | 26.0 | 24.1 | 22.5 | 18.8 | 17.8 | 16.1 | 15.8 | 14.4 | 14.2 | 14.1 |
| 12 | Mountain | 46,394 | 23.8 | 59.3 | 48.5 | 34.2 | 25.2 | 20.0 | 18.6 | 18.8 | 18.2 | 14.5 | 13.0 | 11.8 | 7.8 |
| 13 | Pacific | 95,516 | 35.8 | 52.8 | 45.6 | 33.0 | 28.1 | 25.5 | 22.3 | 24.8 | 20.8 | 19.9 | 17.6 | 13.4 | 9.4 |
| | **New England:** | | | | | | | | | | | | | | |
| 14 | Maine | 11,833 | 39.0 | 52.9 | 58.2 | 55.8 | 49.3 | 43.4 | 37.1 | 25.0 | 25.5 | 18.3 | 20.8 | 21.8 | 19.0 |
| 15 | New Hampshire | 5,889 | 44.0 | 61.3 | 55.3 | 57.2 | 45.7 | 49.5 | 43.6 | 28.9 | 29.8 | 33.3 | 24.2 | 11.4 | 13.6 |
| 16 | Vermont | 5,660 | 29.7 | 68.8 | 61.2 | 58.3 | 41.8 | 35.0 | 24.5 | 22.0 | 19.4 | 15.6 | 11.9 | 18.0 | 18.9 |
| 17 | Massachusetts | 8,747 | 39.4 | 49.5 | 46.4 | 43.7 | 37.0 | 35.2 | 29.2 | 25.5 | 18.4 | 18.4 | 16.4 | 19.6 | 13.7 |
| 18 | Rhode Island | 905 | 34.7 | 45.2 | 39.7 | 36.5 | 30.0 | 32.1 | 28.9 | 17.2 | 19.7 | ..... | 34.2 | ..... | ..... |
| 19 | Connecticut | 5,777 | 37.1 | 50.6 | 44.1 | 45.2 | 36.0 | 31.9 | 27.2 | 23.8 | 17.5 | 19.3 | 13.7 | 16.8 | 13.0 |
| | **Middle Atlantic:** | | | | | | | | | | | | | | |
| 20 | New York | 37,937 | 30.4 | 51.6 | 52.3 | 45.8 | 40.8 | 32.9 | 24.0 | 17.5 | 15.1 | 14.7 | 11.3 | 9.7 | 13.2 |
| 21 | New Jersey | 6,513 | 26.3 | 36.0 | 33.5 | 28.1 | 23.7 | 18.7 | 12.9 | 10.5 | 10.0 | 6.5 | 19.4 | 7.1 | 10.4 |
| 22 | Pennsylvania | 54,407 | 37.1 | 59.4 | 58.3 | 48.4 | 39.3 | 32.5 | 24.9 | 19.4 | 20.1 | 17.8 | 14.7 | 21.1 | 18.8 |
| | **East North Central:** | | | | | | | | | | | | | | |
| 23 | Ohio | 63,492 | 31.9 | 62.2 | 56.9 | 47.9 | 38.9 | 27.3 | 20.0 | 13.0 | 10.8 | 9.5 | 9.2 | 13.1 | 16.8 |
| 24 | Indiana | 45,935 | 27.6 | 58.4 | 55.0 | 44.0 | 34.9 | 25.5 | 16.3 | 10.2 | 8.5 | 5.5 | 6.2 | 7.2 | 14.7 |
| 25 | Illinois | 33,864 | 17.3 | 52.7 | 46.9 | 37.3 | 30.6 | 19.8 | 12.3 | 6.4 | 5.0 | 4.0 | 3.8 | 4.9 | 8.9 |
| 26 | Michigan | 49,595 | 31.9 | 58.4 | 57.7 | 48.1 | 38.5 | 32.2 | 21.8 | 16.3 | 12.3 | 11.9 | 10.7 | 11.4 | 14.9 |
| 27 | Wisconsin | 27,508 | 16.3 | 55.1 | 53.1 | 36.3 | 24.8 | 16.2 | 11.0 | 8.0 | 8.0 | 7.2 | 6.8 | 11.3 | 15.5 |
| | **West North Central:** | | | | | | | | | | | | | | |
| 28 | Minnesota | 21,733 | 12.1 | 45.0 | 43.3 | 33.9 | 25.0 | 17.9 | 11.7 | 6.3 | 5.4 | 4.4 | 4.2 | 4.8 | 8.3 |
| 29 | Iowa | 18,951 | 9.3 | 47.5 | 40.1 | 25.7 | 19.2 | 10.7 | 5.7 | 3.6 | 3.0 | 3.1 | 2.8 | 4.3 | 11.1 |
| 30 | Missouri | 47,096 | 20.5 | 49.3 | 37.8 | 30.6 | 25.2 | 21.5 | 15.6 | 13.1 | 11.0 | 9.6 | 9.0 | 9.5 | 15.1 |
| 31 | North Dakota | 4,563 | 7.0 | 53.4 | 50.0 | 27.6 | 33.3 | 32.7 | 23.1 | 13.1 | 10.2 | 7.2 | 5.6 | 3.9 | 3.9 |
| 32 | South Dakota | 4,885 | 7.4 | 43.3 | 28.8 | 20.1 | 19.6 | 18.5 | 14.1 | 7.7 | 7.4 | 4.8 | 4.7 | 4.2 | 5.5 |
| 33 | Nebraska | 8,223 | 7.7 | 41.8 | 38.4 | 24.7 | 13.4 | 12.9 | 6.8 | 5.3 | 3.1 | 2.3 | 3.6 | 3.5 | 3.9 |
| 34 | Kansas | 20,035 | 15.3 | 51.4 | 50.0 | 36.7 | 27.3 | 23.8 | 16.1 | 13.1 | 10.0 | 7.4 | 6.3 | 5.0 | 5.7 |
| | **South Atlantic:** | | | | | | | | | | | | | | |
| 35 | Delaware | 1,844 | 24.7 | 46.9 | 43.0 | 28.2 | 27.2 | 18.2 | 13.8 | 10.9 | 8.5 | 20.1 | 6.4 | 20.9 | 19.4 |
| 36 | Maryland | 11,221 | 31.0 | 61.8 | 45.7 | 37.5 | 31.4 | 23.4 | 18.3 | 13.8 | 14.2 | 15.9 | 16.5 | 14.6 | 21.2 |
| 37 | District of Columbia[1] | 2 | 7.1 | (*) | (*) | (*) | (*) | (*) | (*) | (*) | (*) | (*) | (*) | (*) | (*) |
| 38 | Virginia | 49,188 | 32.6 | 55.9 | 42.8 | 35.0 | 28.1 | 25.6 | 21.9 | 18.4 | 18.4 | 17.3 | 18.8 | 21.9 | 21.7 |
| 39 | West Virginia | 35,022 | 43.0 | 63.3 | 57.6 | 49.2 | 42.0 | 40.4 | 33.1 | 28.2 | 25.2 | 23.9 | 21.8 | 18.0 | 16.1 |
| 40 | North Carolina | 59,983 | 20.8 | 45.9 | 22.7 | 17.3 | 16.2 | 15.6 | 13.9 | 13.4 | 14.9 | 15.0 | 14.7 | 14.3 | 21.2 |
| 41 | South Carolina | 32,768 | 23.5 | 46.8 | 20.7 | 18.8 | 21.9 | 23.3 | 22.5 | 20.4 | 22.8 | 22.4 | 26.6 | 23.6 | 26.4 |
| 42 | Georgia | 43,449 | 21.9 | 52.6 | 29.8 | 19.5 | 18.0 | 17.8 | 16.5 | 17.2 | 15.7 | 16.8 | 16.9 | 19.4 | 23.7 |
| 43 | Florida | 18,801 | 33.1 | 46.9 | 40.4 | 32.7 | 29.6 | 23.9 | 24.3 | 23.2 | 21.6 | 19.8 | 23.2 | 27.9 | 21.6 |
| | **East South Central:** | | | | | | | | | | | | | | |
| 44 | Kentucky | 45,907 | 21.0 | 38.8 | 30.5 | 24.5 | 18.6 | 15.2 | 13.0 | 10.8 | 9.7 | 10.6 | 11.5 | 14.8 | 15.0 |
| 45 | Tennessee | 53,516 | 23.1 | 47.5 | 28.1 | 22.6 | 19.0 | 16.1 | 14.9 | 13.3 | 13.4 | 15.2 | 14.6 | 16.9 | 20.5 |
| 46 | Alabama | 49,312 | 23.3 | 47.8 | 27.3 | 19.6 | 17.6 | 18.2 | 17.8 | 17.9 | 21.1 | 22.4 | 21.5 | 27.1 | 28.3 |
| 47 | Mississippi | 43,908 | 17.5 | 28.6 | 14.3 | 17.0 | 16.6 | 18.0 | 17.0 | 17.9 | 20.5 | 19.6 | 18.3 | 17.3 | 19.4 |
| | **West South Central:** | | | | | | | | | | | | | | |
| 48 | Arkansas | 38,226 | 21.0 | 38.5 | 21.4 | 22.8 | 20.1 | 18.4 | 16.2 | 16.5 | 14.8 | 15.4 | 14.8 | 16.2 | 15.3 |
| 49 | Louisiana | 30,523 | 24.6 | 45.3 | 21.7 | 21.3 | 22.0 | 24.7 | 23.3 | 21.0 | 21.2 | 22.8 | 19.9 | 17.4 | 16.3 |
| 50 | Oklahoma | 33,391 | 23.5 | 55.0 | 42.9 | 34.0 | 28.0 | 29.3 | 21.6 | 19.4 | 16.3 | 14.9 | 12.3 | 11.3 | 11.7 |
| 51 | Texas | 82,093 | 24.8 | 55.9 | 42.1 | 31.1 | 26.3 | 21.8 | 18.4 | 16.7 | 15.9 | 15.7 | 15.1 | 14.9 | 14.3 |
| | **Mountain:** | | | | | | | | | | | | | | |
| 52 | Montana | 5,504 | 15.7 | 56.3 | 53.9 | 40.8 | 31.8 | 30.1 | 23.0 | 22.3 | 17.0 | 14.2 | 13.2 | 9.9 | 5.8 |
| 53 | Idaho | 9,301 | 23.1 | 64.0 | 47.4 | 28.5 | 20.5 | 13.5 | 15.2 | 17.9 | 14.3 | 12.3 | 11.6 | 8.2 | 6.5 |
| 54 | Wyoming | 2,317 | 18.4 | 59.8 | 62.6 | 55.2 | 28.6 | 28.6 | 20.1 | 19.5 | 15.5 | 13.0 | 14.5 | 15.4 | 6.9 |
| 55 | Colorado | 9,566 | 21.0 | 57.8 | 47.3 | 35.2 | 28.0 | 18.7 | 15.1 | 14.6 | 19.3 | 16.5 | 10.7 | 10.9 | 6.2 |
| 56 | New Mexico | 6,493 | 27.6 | 49.0 | 41.0 | 30.8 | 27.6 | 21.1 | 24.6 | 23.2 | 23.1 | 18.0 | 16.7 | 17.6 | 14.2 |
| 57 | Arizona | 3,522 | 33.8 | 55.0 | 50.3 | 31.2 | 26.3 | 30.7 | 21.6 | 22.9 | 19.7 | 23.1 | 20.7 | 15.8 | 15.4 |
| 58 | Utah | 8,812 | 36.4 | 67.5 | 54.2 | 40.1 | 26.2 | 25.2 | 23.1 | 21.5 | 20.7 | 9.4 | 15.4 | 15.8 | 10.9 |
| 59 | Nevada | 879 | 28.2 | 58.3 | 46.1 | 46.4 | 22.7 | 32.9 | 3.6 | 19.1 | 36.7 | 20.0 | 11.7 | 13.0 | 12.3 |
| | **Pacific:** | | | | | | | | | | | | | | |
| 60 | Washington | 27,983 | 40.1 | 61.2 | 51.4 | 39.7 | 32.1 | 31.2 | 27.4 | 27.6 | 25.2 | 24.1 | 18.4 | 12.6 | 5.6 |
| 61 | Oregon | 23,660 | 39.6 | 63.0 | 55.8 | 42.7 | 39.3 | 28.6 | 24.9 | 26.1 | 23.4 | 22.5 | 17.6 | 14.1 | 8.6 |
| 62 | California | 43,873 | 32.0 | 46.8 | 39.3 | 24.9 | 19.8 | 19.5 | 17.4 | 22.0 | 16.3 | 15.5 | 17.2 | 13.5 | 12.2 |

*Not available.

[1]Data for District of Columbia not included in totals.

## Table 17.—TELEPHONES—FARMS REPORTING, WITH PERCENT OF FARMS REPORTING IN EACH SIZE-OF-FARM GROUP; BY DIVISIONS AND STATES: 1950

[Data are based on reports for only a sample of farms. See text. Base data in Volume I]

| | Region, division, and State | Number of farms reporting telephones | Percent of farms in each size-of-farm group reporting telephones | | | | | | | | | | | |
|---|---|---|---|---|---|---|---|---|---|---|---|---|---|---|
| | | | Total, all farms | Under 10 acres | 10-29 acres | 30-49 acres | 50-69 acres | 70-99 acres | 100-139 acres | 140-179 acres | 180-219 acres | 220-259 acres | 260-499 acres | 500-999 acres | 1,000 acres and over |
| 1 | United States | 2,057,556 | 38.2 | 38.2 | 25.1 | 23.8 | 27.5 | 35.5 | 41.2 | 49.3 | 51.8 | 56.4 | 54.8 | 51.1 | 47.8 |
| 2 | The North | 1,394,757 | 61.5 | 59.9 | 58.4 | 51.4 | 55.3 | 55.4 | 60.6 | 64.9 | 67.7 | 70.0 | 68.3 | 63.3 | 57.3 |
| 3 | The South | 427,946 | 16.1 | 19.2 | 10.4 | 9.8 | 12.3 | 14.4 | 17.3 | 20.5 | 23.5 | 26.3 | 30.5 | 36.6 | 44.1 |
| 4 | The West | 234,853 | 50.9 | 56.7 | 53.1 | 50.4 | 54.6 | 52.2 | 52.4 | 47.3 | 51.7 | 51.2 | 46.9 | 44.2 | 43.5 |
| | **Geographic Divisions:** | | | | | | | | | | | | | | |
| 5 | New England | 75,182 | 72.9 | 68.8 | 72.3 | 71.0 | 71.4 | 71.5 | 72.3 | 73.7 | 74.8 | 76.3 | 78.6 | 83.0 | 82.8 |
| 6 | Middle Atlantic | 182,693 | 61.7 | 59.3 | 59.2 | 56.2 | 55.8 | 57.9 | 62.2 | 65.5 | 68.8 | 70.8 | 73.8 | 79.8 | 82.0 |
| 7 | East North Central | 533,183 | 60.2 | 59.8 | 58.2 | 51.1 | 54.1 | 54.4 | 58.7 | 64.1 | 66.8 | 69.6 | 72.1 | 73.8 | 74.6 |
| 8 | West North Central | 603,699 | 61.5 | 58.0 | 53.8 | 45.1 | 51.7 | 53.8 | 60.9 | 64.8 | 67.7 | 69.8 | 65.9 | 60.5 | 56.0 |
| 9 | South Atlantic | 146,123 | 15.2 | 19.7 | 11.0 | 9.6 | 11.4 | 13.9 | 17.3 | 20.4 | 23.9 | 25.3 | 30.1 | 37.4 | 41.2 |
| 10 | East South Central | 123,228 | 13.5 | 14.8 | 8.3 | 9.0 | 12.1 | 13.9 | 17.1 | 18.8 | 23.7 | 25.0 | 28.0 | 33.7 | 43.4 |
| 11 | West South Central | 158,595 | 20.3 | 24.4 | 12.9 | 11.4 | 14.3 | 15.8 | 17.6 | 21.7 | 22.9 | 27.7 | 31.7 | 37.1 | 45.1 |
| 12 | Mountain | 86,000 | 44.2 | 54.7 | 49.2 | 46.8 | 48.8 | 51.8 | 47.5 | 44.0 | 46.8 | 46.6 | 39.6 | 36.1 | 35.6 |
| 13 | Pacific | 148,853 | 55.8 | 57.3 | 54.2 | 52.0 | 57.5 | 52.7 | 56.5 | 51.8 | 56.8 | 56.6 | 58.5 | 60.4 | 65.0 |
| | **New England:** | | | | | | | | | | | | | | |
| 14 | Maine | 19,467 | 64.1 | 61.1 | 57.1 | 58.7 | 61.9 | 62.0 | 63.5 | 64.5 | 68.5 | 68.7 | 75.2 | 74.7 | 84.4 |
| 15 | New Hampshire | 10,055 | 75.1 | 68.4 | 71.8 | 65.3 | 77.5 | 75.8 | 76.3 | 80.0 | 77.4 | 79.4 | 82.7 | 85.6 | 81.4 |
| 16 | Vermont | 13,267 | 69.7 | 63.3 | 66.2 | 63.1 | 61.4 | 64.1 | 65.5 | 69.4 | 72.8 | 74.1 | 75.8 | 85.4 | 80.3 |
| 17 | Massachusetts | 17,309 | 78.0 | 69.3 | 76.2 | 79.8 | 77.3 | 83.0 | 86.1 | 85.7 | 86.6 | 86.6 | 81.0 | 88.6 | 84.3 |
| 18 | Rhode Island | 2,003 | 76.9 | 74.2 | 76.9 | 75.1 | 74.0 | 78.0 | 77.8 | 86.2 | 67.1 | 86.5 | 88.2 | 64.7 | 80.0 |
| 19 | Connecticut | 13,081 | 83.9 | 74.3 | 81.3 | 83.7 | 85.5 | 85.3 | 89.1 | 91.4 | 90.6 | 90.6 | 94.6 | 95.1 | 87.0 |
| | **Middle Atlantic:** | | | | | | | | | | | | | | |
| 20 | New York | 87,683 | 70.3 | 66.3 | 65.9 | 67.5 | 67.1 | 66.8 | 70.2 | 73.1 | 74.4 | 75.3 | 77.1 | 83.0 | 81.1 |
| 21 | New Jersey | 17,829 | 72.0 | 68.8 | 70.7 | 72.7 | 69.6 | 70.8 | 74.3 | 79.5 | 77.6 | 81.0 | 82.0 | 73.5 | 87.5 |
| 22 | Pennsylvania | 77,181 | 52.6 | 50.9 | 51.5 | 46.0 | 46.8 | 50.5 | 54.4 | 55.8 | 60.3 | 62.3 | 66.6 | 74.7 | 81.7 |
| | **East North Central:** | | | | | | | | | | | | | | |
| 23 | Ohio | 119,736 | 60.1 | 60.4 | 59.5 | 53.8 | 55.2 | 56.5 | 58.6 | 63.8 | 67.8 | 68.0 | 72.2 | 80.5 | 79.5 |
| 24 | Indiana | 102,963 | 61.8 | 60.1 | 59.5 | 52.6 | 54.7 | 57.9 | 60.8 | 66.4 | 68.8 | 72.8 | 73.6 | 75.8 | 73.0 |
| 25 | Illinois | 127,528 | 65.3 | 56.1 | 53.9 | 48.6 | 51.3 | 57.8 | 61.7 | 72.0 | 72.1 | 75.2 | 77.0 | 77.1 | 81.7 |
| 26 | Michigan | 83,135 | 53.5 | 60.5 | 57.5 | 49.3 | 53.6 | 49.2 | 51.9 | 52.3 | 57.4 | 59.4 | 61.6 | 59.6 | 60.6 |
| 27 | Wisconsin | 99,821 | 59.2 | 64.6 | 60.9 | 49.9 | 54.4 | 52.7 | 59.9 | 61.1 | 63.9 | 64.9 | 67.2 | 68.0 | 72.7 |
| | **West North Central:** | | | | | | | | | | | | | | |
| 28 | Minnesota | 107,279 | 59.9 | 60.8 | 59.3 | 49.0 | 55.5 | 50.9 | 57.6 | 60.3 | 63.7 | 65.1 | 65.4 | 64.2 | 65.6 |
| 29 | Iowa | 166,343 | 81.9 | 67.7 | 72.8 | 70.5 | 75.8 | 76.3 | 81.0 | 84.5 | 84.9 | 86.8 | 87.6 | 87.7 | 79.1 |
| 30 | Missouri | 106,768 | 46.4 | 48.6 | 38.1 | 30.6 | 39.5 | 39.8 | 46.4 | 50.2 | 53.7 | 56.6 | 58.9 | 59.8 | 61.1 |
| 31 | North Dakota | 27,219 | 41.7 | 36.8 | 39.4 | 32.2 | 29.2 | 27.4 | 20.0 | 27.2 | 34.6 | 43.0 | 40.6 | 45.7 | 46.4 |
| 32 | South Dakota | 36,850 | 55.6 | 58.9 | 60.3 | 51.6 | 52.7 | 53.2 | 47.9 | 50.5 | 58.9 | 63.6 | 60.9 | 55.3 | 43.1 |
| 33 | Nebraska | 69,484 | 64.8 | 56.0 | 62.9 | 60.7 | 58.2 | 55.0 | 58.8 | 61.5 | 67.1 | 68.3 | 68.6 | 68.8 | 67.6 |
| 34 | Kansas | 89,756 | 68.3 | 62.3 | 67.1 | 62.7 | 61.7 | 60.1 | 64.3 | 64.4 | 68.5 | 72.9 | 72.5 | 72.6 | 68.8 |
| | **South Atlantic:** | | | | | | | | | | | | | | |
| 35 | Delaware | 4,990 | 67.0 | 66.3 | 62.3 | 64.1 | 64.2 | 66.7 | 66.9 | 65.4 | 66.1 | 72.4 | 83.3 | 82.6 | 69.4 |
| 36 | Maryland | 19,457 | 53.8 | 46.8 | 45.9 | 46.3 | 49.3 | 52.7 | 55.5 | 58.9 | 62.9 | 65.0 | 71.9 | 81.0 | 84.1 |
| 37 | District of Columbia[1] | 17 | 60.7 | (*) | (*) | (*) | (*) | (*) | (*) | (*) | (*) | (*) | (*) | (*) | (*) |
| 38 | Virginia | 35,847 | 23.8 | 23.8 | 18.5 | 16.6 | 18.6 | 20.9 | 24.8 | 27.1 | 35.2 | 34.0 | 42.0 | 54.4 | 63.7 |
| 39 | West Virginia | 21,719 | 26.7 | 25.3 | 23.8 | 19.8 | 22.4 | 25.1 | 28.7 | 33.4 | 35.6 | 34.8 | 39.0 | 46.3 | 54.5 |
| 40 | North Carolina | 23,342 | 8.1 | 11.3 | 5.7 | 5.6 | 6.5 | 8.2 | 9.9 | 12.0 | 14.8 | 17.2 | 21.6 | 30.5 | 44.2 |
| 41 | South Carolina | 11,896 | 8.5 | 10.4 | 4.9 | 5.5 | 6.9 | 8.5 | 10.3 | 13.3 | 17.4 | 16.1 | 23.1 | 36.5 | 42.1 |
| 42 | Georgia | 18,619 | 9.4 | 18.6 | 9.0 | 5.8 | 6.0 | 6.5 | 7.9 | 8.9 | 9.9 | 12.2 | 16.8 | 24.7 | 36.0 |
| 43 | Florida | 10,253 | 18.0 | 28.2 | 20.6 | 12.9 | 13.6 | 10.6 | 13.1 | 12.4 | 15.4 | 12.0 | 17.6 | 25.1 | 29.6 |
| | **East South Central:** | | | | | | | | | | | | | | |
| 44 | Kentucky | 45,813 | 21.0 | 15.9 | 14.5 | 15.4 | 17.1 | 21.6 | 24.2 | 27.7 | 33.4 | 34.9 | 40.9 | 48.2 | 56.7 |
| 45 | Tennessee | 43,541 | 18.8 | 21.0 | 13.3 | 13.6 | 16.3 | 19.6 | 21.9 | 25.2 | 30.3 | 33.0 | 35.0 | 39.4 | 50.1 |
| 46 | Alabama | 17,438 | 8.3 | 14.8 | 7.3 | 5.2 | 6.1 | 5.9 | 7.6 | 9.0 | 11.4 | 10.6 | 16.2 | 24.5 | 36.6 |
| 47 | Mississippi | 16,436 | 6.5 | 7.8 | 3.1 | 4.8 | 6.7 | 6.5 | 8.4 | 8.5 | 11.1 | 13.8 | 17.7 | 31.4 | 45.8 |
| | **West South Central:** | | | | | | | | | | | | | | |
| 48 | Arkansas | 19,177 | 10.5 | 14.4 | 7.2 | 7.5 | 10.5 | 9.4 | 10.4 | 9.6 | 13.0 | 15.0 | 17.8 | 30.9 | 41.5 |
| 49 | Louisiana | 14,380 | 11.6 | 16.5 | 7.0 | 6.7 | 10.4 | 12.4 | 14.4 | 17.4 | 17.9 | 28.9 | 29.5 | 39.7 | 50.2 |
| 50 | Oklahoma | 45,901 | 32.3 | 42.1 | 27.6 | 20.7 | 21.2 | 22.0 | 21.9 | 30.2 | 26.1 | 36.4 | 44.3 | 50.2 | 50.1 |
| 51 | Texas | 79,137 | 23.9 | 30.1 | 21.3 | 16.7 | 16.1 | 19.1 | 20.1 | 20.4 | 25.5 | 26.5 | 27.2 | 32.1 | 43.8 |
| | **Mountain:** | | | | | | | | | | | | | | |
| 52 | Montana | 9,988 | 28.5 | 52.7 | 46.8 | 35.9 | 39.5 | 34.2 | 28.4 | 28.2 | 33.1 | 29.0 | 26.7 | 23.6 | 25.5 |
| 53 | Idaho | 22,242 | 55.2 | 61.1 | 55.9 | 55.6 | 54.2 | 56.9 | 57.4 | 46.7 | 55.3 | 51.0 | 54.4 | 55.1 | 54.0 |
| 54 | Wyoming | 4,739 | 37.6 | 51.4 | 55.9 | 43.1 | 35.7 | 34.9 | 27.3 | 35.1 | 27.9 | 28.3 | 33.7 | 30.3 | 43.0 |
| 55 | Colorado | 27,060 | 59.4 | 73.4 | 69.9 | 62.9 | 63.0 | 69.0 | 65.0 | 61.4 | 65.9 | 67.0 | 49.6 | 50.2 | 51.3 |
| 56 | New Mexico | 3,493 | 14.9 | 18.1 | 12.2 | 14.7 | 17.1 | 13.2 | 16.9 | 17.4 | 21.0 | 13.0 | 12.9 | 9.4 | 16.9 |
| 57 | Arizona | 4,413 | 42.4 | 49.6 | 49.8 | 36.2 | 34.7 | 40.9 | 37.4 | 41.4 | 40.9 | 54.2 | 43.5 | 41.2 | 30.8 |
| 58 | Utah | 12,515 | 51.7 | 64.0 | 58.3 | 47.2 | 55.5 | 54.0 | 46.6 | 42.1 | 41.2 | 48.1 | 41.4 | 37.4 | 43.6 |
| 59 | Nevada | 1,550 | 49.7 | 39.6 | 39.5 | 44.9 | 45.5 | 45.6 | 53.6 | 57.6 | 56.7 | 80.0 | 54.7 | 55.6 | 52.8 |
| | **Pacific:** | | | | | | | | | | | | | | |
| 60 | Washington | 40,198 | 57.6 | 61.4 | 56.8 | 52.4 | 56.5 | 53.1 | 55.5 | 49.3 | 58.9 | 55.9 | 59.3 | 65.9 | 67.7 |
| 61 | Oregon | 30,080 | 50.3 | 50.8 | 48.6 | 43.5 | 51.2 | 46.0 | 53.1 | 50.1 | 51.3 | 54.1 | 54.2 | 53.9 | 65.1 |
| 62 | California | 78,575 | 57.3 | 57.6 | 54.9 | 55.6 | 61.4 | 57.1 | 59.5 | 54.7 | 59.6 | 59.0 | 60.4 | 60.2 | 63.3 |

*Not available.

[1] Data for District of Columbia not included in totals.

## Table 18.—ELECTRICITY—FARMS REPORTING, WITH PERCENT OF FARMS REPORTING IN EACH SIZE-OF-FARM GROUP: BY DIVISIONS AND STATES: 1950

[Data are based on reports for only a sample of farms. See text. Base data in Volume I]

| | Region, division, and State | Number of farms reporting electricity | Percent of farms in each size-of-farm group reporting electricity | | | | | | | | | | | |
|---|---|---|---|---|---|---|---|---|---|---|---|---|---|---|
| | | | Total, all farms | Under 10 acres | 10-29 acres | 30-49 acres | 50-69 acres | 70-99 acres | 100-139 acres | 140-179 acres | 180-219 acres | 220-259 acres | 260-499 acres | 500-999 acres | 1,000 acres and over |
| 1 | **United States** | 4,213,599 | 78.3 | 77.8 | 69.6 | 72.9 | 76.7 | 79.9 | 82.3 | 83.3 | 85.2 | 85.9 | 83.5 | 79.5 | 75.7 |
| 2 | The North | 1,945,203 | 85.8 | 85.9 | 86.9 | 83.4 | 85.5 | 85.3 | 87.6 | 87.1 | 89.0 | 88.4 | 84.8 | 78.2 | 73.2 |
| 3 | The South | 1,869,151 | 70.5 | 68.8 | 61.0 | 66.8 | 71.3 | 73.4 | 75.4 | 76.2 | 78.3 | 80.2 | 82.0 | 83.5 | 80.6 |
| 4 | The West | 399,245 | 86.5 | 90.4 | 90.6 | 90.7 | 92.5 | 91.2 | 89.9 | 84.1 | 87.6 | 86.9 | 80.0 | 75.5 | 73.9 |
| | **Geographic Divisions:** | | | | | | | | | | | | | | |
| 5 | New England | 93,618 | 90.7 | 87.5 | 92.1 | 91.2 | 89.0 | 88.8 | 90.4 | 91.8 | 91.1 | 94.8 | 93.3 | 93.4 | 88.5 |
| 6 | Middle Atlantic | 274,442 | 92.6 | 88.7 | 91.8 | 92.2 | 91.1 | 91.9 | 93.2 | 94.8 | 95.6 | 95.2 | 96.0 | 96.9 | 92.0 |
| 7 | East North Central | 811,437 | 91.7 | 88.2 | 89.4 | 87.8 | 89.7 | 90.7 | 92.1 | 93.8 | 94.1 | 95.1 | 95.7 | 95.0 | 90.5 |
| 8 | West North Central | 765,706 | 77.9 | 79.8 | 76.8 | 69.1 | 69.6 | 73.6 | 77.9 | 80.7 | 82.8 | 83.1 | 79.1 | 74.6 | 72.2 |
| 9 | South Atlantic | 714,126 | 74.5 | 73.0 | 68.8 | 71.7 | 74.6 | 77.5 | 78.3 | 80.0 | 80.4 | 82.5 | 84.2 | 85.6 | 80.6 |
| 10 | East South Central | 595,852 | 65.3 | 63.0 | 54.0 | 63.4 | 68.2 | 70.9 | 72.5 | 72.9 | 75.7 | 76.6 | 78.7 | 80.4 | 84.1 |
| 11 | West South Central | 559,173 | 71.7 | 70.7 | 59.5 | 64.1 | 70.0 | 71.5 | 75.3 | 75.7 | 78.4 | 80.7 | 82.2 | 83.5 | 80.0 |
| 12 | Mountain | 155,380 | 79.8 | 86.0 | 83.0 | 85.4 | 87.7 | 89.4 | 87.2 | 80.7 | 84.5 | 84.4 | 75.2 | 70.7 | 70.0 |
| 13 | Pacific | 243,865 | 91.5 | 91.8 | 92.8 | 93.0 | 94.8 | 92.8 | 92.2 | 88.7 | 90.7 | 89.8 | 87.9 | 85.2 | 84.6 |
| | **New England:** | | | | | | | | | | | | | | |
| 14 | Maine | 26,195 | 86.3 | 88.3 | 85.6 | 84.7 | 85.0 | 83.9 | 86.1 | 86.5 | 85.4 | 92.5 | 89.5 | 88.7 | 87.1 |
| 15 | New Hampshire | 12,696 | 94.9 | 95.2 | 96.1 | 94.4 | 94.4 | 94.7 | 94.4 | 95.6 | 92.9 | 93.0 | 95.9 | 96.1 | 91.5 |
| 16 | Vermont | 17,533 | 92.1 | 89.5 | 92.7 | 90.4 | 87.3 | 87.4 | 88.8 | 92.4 | 95.1 | 96.1 | 94.9 | 94.8 | 91.8 |
| 17 | Massachusetts | 20,358 | 91.7 | 86.2 | 92.5 | 94.0 | 89.6 | 93.1 | 96.0 | 96.3 | 96.9 | 97.2 | 91.0 | 94.0 | 84.3 |
| 18 | Rhode Island | 2,416 | 92.7 | 93.2 | 96.3 | 88.4 | 92.0 | 88.2 | 93.3 | 100.0 | 80.3 | 100.0 | 92.1 | 100.0 | 100.0 |
| 19 | Connecticut | 14,420 | 92.5 | 83.6 | 93.3 | 94.8 | 93.0 | 93.3 | 94.7 | 96.8 | 93.5 | 96.6 | 99.8 | 98.9 | 78.3 |
| | **Middle Atlantic:** | | | | | | | | | | | | | | |
| 20 | New York | 117,253 | 94.0 | 88.5 | 91.7 | 94.0 | 93.8 | 93.6 | 94.5 | 95.6 | 95.9 | 95.9 | 96.0 | 97.6 | 92.1 |
| 21 | New Jersey | 23,280 | 94.0 | 91.5 | 92.7 | 94.2 | 94.0 | 97.5 | 95.5 | 98.3 | 95.6 | 97.4 | 96.8 | 90.3 | 93.8 |
| 22 | Pennsylvania | 133,909 | 91.2 | 87.8 | 91.6 | 90.7 | 89.0 | 90.2 | 91.9 | 93.5 | 95.1 | 94.0 | 95.9 | 96.6 | 91.4 |
| | **East North Central:** | | | | | | | | | | | | | | |
| 23 | Ohio | 185,691 | 93.2 | 90.4 | 92.2 | 91.7 | 92.0 | 92.3 | 93.4 | 95.7 | 95.8 | 96.3 | 96.8 | 98.7 | 94.7 |
| 24 | Indiana | 152,834 | 91.7 | 89.7 | 90.5 | 89.0 | 89.9 | 89.7 | 91.3 | 93.6 | 94.9 | 96.4 | 97.1 | 94.9 | 95.7 |
| 25 | Illinois | 169,625 | 86.9 | 82.2 | 79.8 | 75.0 | 76.0 | 82.5 | 85.0 | 91.3 | 90.8 | 93.4 | 94.2 | 94.1 | 89.1 |
| 26 | Michigan | 146,895 | 94.5 | 89.9 | 94.0 | 92.1 | 95.1 | 94.1 | 95.4 | 95.8 | 96.4 | 96.7 | 96.9 | 94.9 | 86.0 |
| 27 | Wisconsin | 156,392 | 92.8 | 89.7 | 88.3 | 85.2 | 90.3 | 91.7 | 94.3 | 94.3 | 95.1 | 95.1 | 95.5 | 93.6 | 88.7 |
| | **West North Central:** | | | | | | | | | | | | | | |
| 28 | Minnesota | 150,610 | 84.1 | 84.7 | 82.1 | 71.8 | 76.8 | 76.5 | 81.7 | 85.6 | 87.8 | 87.5 | 89.6 | 83.3 | 87.4 |
| 29 | Iowa | 184,760 | 90.9 | 83.1 | 84.4 | 81.0 | 79.0 | 86.3 | 90.0 | 94.0 | 93.1 | 94.5 | 95.1 | 94.2 | 88.9 |
| 30 | Missouri | 159,187 | 69.2 | 76.0 | 70.4 | 63.1 | 64.7 | 64.9 | 66.7 | 69.2 | 71.4 | 73.6 | 75.3 | 75.2 | 77.6 |
| 31 | North Dakota | 44,214 | 67.7 | 75.3 | 64.4 | 56.3 | 47.9 | 47.8 | 50.0 | 48.6 | 56.3 | 67.1 | 66.3 | 72.3 | 74.8 |
| 32 | South Dakota | 45,892 | 69.2 | 84.4 | 77.0 | 58.8 | 56.2 | 67.6 | 65.6 | 66.5 | 71.6 | 74.5 | 71.7 | 68.8 | 61.7 |
| 33 | Nebraska | 83,315 | 77.7 | 78.1 | 81.0 | 81.2 | 71.3 | 75.7 | 77.9 | 78.6 | 83.2 | 81.8 | 77.3 | 71.4 | 73.6 |
| 34 | Kansas | 97,728 | 74.4 | 79.2 | 80.1 | 72.4 | 69.3 | 69.4 | 72.2 | 69.0 | 75.5 | 75.8 | 75.1 | 76.4 | 77.1 |
| | **South Atlantic:** | | | | | | | | | | | | | | |
| 35 | Delaware | 6,112 | 82.0 | 82.5 | 82.9 | 79.1 | 74.7 | 83.5 | 80.8 | 84.8 | 77.6 | 87.1 | 89.9 | 91.3 | 75.0 |
| 36 | Maryland | 30,302 | 83.8 | 81.0 | 76.8 | 81.9 | 81.7 | 83.8 | 85.9 | 87.4 | 89.3 | 89.6 | 91.3 | 94.1 | 92.4 |
| 37 | District of Columbia[1] | 18 | 64.3 | (*) | (*) | (*) | (*) | (*) | (*) | (*) | (*) | (*) | (*) | (*) | (*) |
| 38 | Virginia | 114,241 | 75.7 | 73.5 | 69.4 | 71.1 | 73.2 | 77.6 | 78.9 | 81.0 | 83.2 | 84.3 | 87.4 | 92.8 | 90.3 |
| 39 | West Virginia | 59,137 | 72.6 | 85.5 | 79.0 | 71.3 | 69.6 | 68.7 | 65.2 | 67.3 | 67.1 | 70.7 | 74.4 | 80.8 | 72.2 |
| 40 | North Carolina | 219,422 | 76.1 | 71.5 | 71.0 | 76.0 | 78.2 | 80.4 | 81.7 | 82.6 | 82.8 | 83.9 | 85.7 | 83.3 | 83.0 |
| 41 | South Carolina | 95,060 | 68.3 | 58.6 | 59.0 | 67.2 | 74.5 | 76.9 | 77.2 | 81.5 | 83.9 | 83.4 | 85.0 | 83.0 | 86.0 |
| 42 | Georgia | 149,323 | 75.4 | 75.1 | 68.9 | 69.3 | 73.4 | 79.6 | 79.9 | 81.1 | 78.8 | 82.4 | 83.2 | 84.4 | 80.7 |
| 43 | Florida | 40,529 | 71.3 | 76.9 | 70.9 | 62.7 | 64.4 | 66.2 | 73.6 | 74.5 | 81.3 | 80.3 | 81.0 | 82.1 | 71.2 |
| | **East South Central:** | | | | | | | | | | | | | | |
| 44 | Kentucky | 145,246 | 66.6 | 65.0 | 62.4 | 63.1 | 63.2 | 67.3 | 69.4 | 70.2 | 72.5 | 76.5 | 77.0 | 78.9 | 77.3 |
| 45 | Tennessee | 165,551 | 71.5 | 73.7 | 64.8 | 68.9 | 71.1 | 73.9 | 75.1 | 76.8 | 80.1 | 78.5 | 81.0 | 80.6 | 82.6 |
| 46 | Alabama | 144,569 | 68.4 | 63.2 | 56.6 | 65.9 | 72.6 | 74.9 | 77.1 | 77.6 | 77.7 | 78.4 | 80.1 | 81.1 | 84.7 |
| 47 | Mississippi | 140,486 | 55.9 | 50.2 | 42.2 | 56.1 | 65.9 | 67.3 | 69.3 | 67.6 | 72.7 | 72.8 | 76.7 | 80.5 | 85.3 |
| | **West South Central:** | | | | | | | | | | | | | | |
| 48 | Arkansas | 121,832 | 66.8 | 62.5 | 53.3 | 64.7 | 72.2 | 71.1 | 74.4 | 74.1 | 75.6 | 76.2 | 77.2 | 81.0 | 84.0 |
| 49 | Louisiana | 83,189 | 67.1 | 66.4 | 56.3 | 64.9 | 74.9 | 78.0 | 80.6 | 82.3 | 81.0 | 84.5 | 85.0 | 88.2 | 84.6 |
| 50 | Oklahoma | 93,324 | 65.6 | 73.4 | 61.6 | 52.0 | 54.3 | 56.2 | 58.9 | 65.1 | 64.9 | 72.5 | 75.5 | 79.3 | 74.8 |
| 51 | Texas | 260,828 | 78.7 | 77.8 | 68.7 | 67.5 | 70.9 | 77.5 | 80.2 | 83.9 | 84.6 | 86.7 | 87.1 | 85.3 | 80.5 |
| | **Mountain:** | | | | | | | | | | | | | | |
| 52 | Montana | 26,282 | 74.9 | 92.2 | 90.2 | 84.2 | 83.0 | 84.9 | 87.4 | 75.2 | 82.0 | 79.0 | 69.9 | 69.7 | 71.9 |
| 53 | Idaho | 37,195 | 92.3 | 94.3 | 94.9 | 95.2 | 94.9 | 96.0 | 93.9 | 88.1 | 91.9 | 91.2 | 89.8 | 85.5 | 83.2 |
| 54 | Wyoming | 9,437 | 74.8 | 85.0 | 86.1 | 79.3 | 89.3 | 83.1 | 75.6 | 87.4 | 84.5 | 84.8 | 78.1 | 65.1 | 66.3 |
| 55 | Colorado | 36,574 | 80.3 | 92.1 | 92.0 | 90.4 | 87.8 | 89.1 | 88.9 | 83.5 | 86.2 | 83.4 | 70.3 | 69.0 | 71.8 |
| 56 | New Mexico | 14,057 | 59.8 | 63.2 | 53.6 | 58.7 | 69.6 | 67.8 | 66.0 | 52.2 | 55.9 | 65.0 | 64.2 | 60.8 | 57.2 |
| 57 | Arizona | 8,054 | 77.4 | 80.6 | 80.8 | 67.3 | 67.4 | 82.4 | 77.5 | 76.8 | 82.8 | 97.2 | 82.2 | 78.7 | 69.6 |
| 58 | Utah | 21,597 | 89.3 | 92.5 | 92.4 | 91.4 | 95.3 | 92.1 | 90.8 | 88.0 | 88.6 | 89.5 | 83.6 | 74.7 | 72.1 |
| 59 | Nevada | 2,184 | 70.1 | 70.8 | 59.2 | 68.1 | 54.5 | 74.7 | 67.9 | 68.2 | 76.7 | 93.3 | 76.2 | 75.3 | 69.5 |
| | **Pacific:** | | | | | | | | | | | | | | |
| 60 | Washington | 64,733 | 92.7 | 93.7 | 94.9 | 93.0 | 95.1 | 92.9 | 90.0 | 89.8 | 93.9 | 88.5 | 89.1 | 87.4 | 88.8 |
| 61 | Oregon | 54,564 | 91.3 | 94.8 | 95.2 | 93.0 | 93.8 | 92.7 | 93.0 | 87.2 | 86.9 | 90.8 | 83.4 | 80.4 | 78.8 |
| 62 | California | 124,568 | 90.9 | 90.3 | 91.0 | 93.0 | 95.2 | 92.8 | 92.9 | 89.0 | 91.6 | 89.9 | 89.7 | 86.3 | 85.3 |

* Not available.

[1] Data for District of Columbia not included in totals.

## Table 19.—MILKING MACHINES—FARMS REPORTING, WITH PERCENT OF FARMS REPORTING IN EACH SIZE-OF-FARM GROUP; BY DIVISIONS AND STATES: 1950

[Data are based on reports for only a sample of farms. See text. Base data in Volume I]

| | Region, division, and State | Number of farms reporting milking machines | Percent of farms in each size-of-farm group reporting milking machines | | | | | | | | | | | |
|---|---|---|---|---|---|---|---|---|---|---|---|---|---|---|
| | | | Total, all farms | Under 10 acres | 10-29 acres | 30-49 acres | 50-69 acres | 70-99 acres | 100-139 acres | 140-179 acres | 180-219 acres | 220-259 acres | 260-499 acres | 500-999 acres | 1,000 acres and over |
| 1 | **United States** | 636,341 | 11.8 | 1.0 | 1.6 | 3.5 | 6.0 | 12.9 | 19.4 | 22.5 | 25.4 | 25.6 | 20.9 | 14.3 | 7.1 |
| 2 | The North | 509,231 | 22.5 | 1.2 | 2.3 | 6.3 | 12.8 | 22.3 | 32.3 | 32.0 | 36.3 | 33.8 | 28.1 | 19.2 | 9.7 |
| 3 | The South | 64,230 | 2.4 | 0.5 | 0.5 | 0.8 | 1.3 | 2.3 | 3.6 | 5.0 | 6.2 | 6.9 | 7.9 | 7.8 | 5.3 |
| 4 | The West | 62,880 | 13.6 | 2.2 | 7.9 | 18.1 | 24.6 | 26.4 | 26.5 | 20.5 | 26.0 | 24.5 | 17.1 | 12.8 | 6.5 |
| | **Geographic Divisions:** | | | | | | | | | | | | | | |
| 5 | New England | 25,575 | 24.8 | 1.8 | 3.1 | 8.9 | 15.3 | 21.2 | 31.0 | 41.2 | 47.1 | 55.9 | 59.0 | 62.4 | 54.3 |
| 6 | Middle Atlantic | 90,038 | 30.4 | 1.0 | 2.2 | 7.6 | 16.0 | 29.5 | 43.7 | 55.9 | 62.3 | 66.3 | 70.1 | 67.3 | 53.9 |
| 7 | East North Central | 235,981 | 26.7 | 1.3 | 2.3 | 6.8 | 13.7 | 26.8 | 37.0 | 40.8 | 42.6 | 42.6 | 39.4 | 31.5 | 27.0 |
| 8 | West North Central | 157,637 | 16.0 | 1.2 | 2.1 | 4.0 | 6.5 | 12.3 | 20.1 | 21.2 | 24.0 | 23.1 | 18.4 | 14.1 | 8.0 |
| 9 | South Atlantic | 22,002 | 2.3 | 0.4 | 0.4 | 0.6 | 1.0 | 2.1 | 3.8 | 5.7 | 7.5 | 8.1 | 9.9 | 10.8 | 8.4 |
| 10 | East South Central | 19,070 | 2.1 | 0.4 | 0.5 | 0.7 | 1.4 | 2.3 | 3.7 | 5.2 | 6.3 | 7.1 | 8.1 | 8.3 | 7.2 |
| 11 | West South Central | 23,158 | 3.0 | 0.6 | 0.7 | 1.1 | 1.9 | 2.5 | 3.3 | 4.4 | 4.9 | 5.9 | 6.8 | 6.3 | 4.1 |
| 12 | Mountain | 26,672 | 13.7 | 2.6 | 7.7 | 17.6 | 23.5 | 27.0 | 26.0 | 18.4 | 24.8 | 20.0 | 14.2 | 11.1 | 5.6 |
| 13 | Pacific | 36,208 | 13.6 | 2.1 | 7.9 | 18.4 | 25.1 | 25.9 | 27.0 | 23.2 | 27.2 | 29.7 | 21.8 | 16.1 | 8.7 |
| | **New England:** | | | | | | | | | | | | | | |
| 14 | Maine | 4,770 | 15.7 | 1.7 | 1.1 | 3.5 | 8.8 | 10.6 | 17.4 | 22.0 | 25.9 | 29.7 | 35.8 | 36.2 | 34.7 |
| 15 | New Hampshire | 2,931 | 21.9 | 1.5 | 2.1 | 6.7 | 14.4 | 14.4 | 27.8 | 32.8 | 37.5 | 53.8 | 52.8 | 60.9 | 62.7 |
| 16 | Vermont | 9,837 | 51.7 | 5.5 | 7.6 | 17.1 | 27.7 | 35.3 | 51.1 | 59.6 | 70.3 | 76.6 | 78.5 | 80.7 | 73.3 |
| 17 | Massachusetts | 4,067 | 18.3 | 1.4 | 4.0 | 12.3 | 17.0 | 30.4 | 34.5 | 47.7 | 52.7 | 58.5 | 56.7 | 69.0 | 51.0 |
| 18 | Rhode Island | 493 | 18.9 | 0.9 | 4.6 | 18.3 | 32.0 | 25.3 | 28.9 | 55.2 | 40.8 | 59.5 | 31.5 | 64.7 | 80.0 |
| 19 | Connecticut | 3,477 | 22.3 | 1.1 | 1.5 | 8.0 | 16.7 | 30.3 | 41.6 | 58.3 | 64.6 | 64.9 | 74.1 | 75.5 | 60.9 |
| | **Middle Atlantic:** | | | | | | | | | | | | | | |
| 20 | New York | 50,831 | 40.7 | 2.0 | 3.0 | 9.9 | 18.8 | 34.3 | 52.0 | 64.4 | 70.3 | 73.9 | 77.8 | 76.9 | 62.3 |
| 21 | New Jersey | 3,798 | 15.3 | 0.8 | 1.7 | 5.1 | 11.8 | 23.9 | 35.8 | 53.3 | 54.9 | 60.0 | 51.1 | 41.3 | 37.5 |
| 22 | Pennsylvania | 35,409 | 24.1 | 0.4 | 1.7 | 6.6 | 14.6 | 26.7 | 37.6 | 47.1 | 52.2 | 54.8 | 57.8 | 52.6 | 47.8 |
| | **East North Central:** | | | | | | | | | | | | | | |
| 23 | Ohio | 39,436 | 19.8 | 0.9 | 2.2 | 5.2 | 11.6 | 20.8 | 28.1 | 34.3 | 38.4 | 41.1 | 39.6 | 31.8 | 27.4 |
| 24 | Indiana | 28,105 | 16.9 | 1.2 | 2.7 | 5.1 | 8.2 | 15.4 | 22.4 | 29.8 | 30.8 | 32.5 | 30.7 | 21.1 | 21.8 |
| 25 | Illinois | 31,970 | 16.4 | 1.4 | 1.8 | 3.8 | 5.2 | 12.4 | 19.7 | 23.7 | 25.5 | 25.3 | 21.2 | 15.8 | 10.1 |
| 26 | Michigan | 42,269 | 27.2 | 1.3 | 1.7 | 5.7 | 13.9 | 23.6 | 38.5 | 46.1 | 52.1 | 56.2 | 58.2 | 50.8 | 43.9 |
| 27 | Wisconsin | 94,201 | 55.9 | 2.4 | 3.7 | 17.4 | 35.7 | 52.3 | 66.0 | 69.8 | 70.6 | 73.7 | 73.4 | 66.6 | 48.5 |
| | **West North Central:** | | | | | | | | | | | | | | |
| 28 | Minnesota | 65,049 | 36.3 | 2.5 | 3.3 | 8.1 | 16.6 | 26.9 | 41.8 | 41.2 | 47.7 | 46.3 | 44.3 | 41.0 | 29.5 |
| 29 | Iowa | 42,305 | 20.8 | 0.9 | 2.5 | 5.9 | 6.7 | 14.7 | 23.3 | 26.0 | 27.4 | 26.8 | 23.9 | 17.1 | 10.2 |
| 30 | Missouri | 14,186 | 6.2 | 0.6 | 1.3 | 2.2 | 4.1 | 4.6 | 7.0 | 8.3 | 9.8 | 10.2 | 10.2 | 9.7 | 9.9 |
| 31 | North Dakota | 7,613 | 11.7 | 1.8 | 1.5 | 1.1 | 2.1 | 3.5 | 2.3 | 3.3 | 5.5 | 8.0 | 10.6 | 15.9 | 13.3 |
| 32 | South Dakota | 5,734 | 8.6 | 1.9 | 1.3 | 2.2 | 1.8 | 4.4 | 4.3 | 7.8 | 11.4 | 12.7 | 11.0 | 9.7 | 3.5 |
| 33 | Nebraska | 9,482 | 8.8 | 1.0 | 3.1 | 3.1 | 3.4 | 5.6 | 8.6 | 8.3 | 10.9 | 12.3 | 11.7 | 8.6 | 5.3 |
| 34 | Kansas | 13,268 | 10.1 | 1.4 | 2.7 | 3.2 | 4.8 | 6.4 | 9.3 | 10.3 | 13.5 | 14.5 | 13.4 | 12.2 | 7.0 |
| | **South Atlantic:** | | | | | | | | | | | | | | |
| 35 | Delaware | 1,053 | 14.1 | 0.6 | 1.4 | 1.6 | 2.1 | 10.7 | 20.6 | 25.8 | 32.3 | 41.2 | 45.2 | 39.1 | 29.0 |
| 36 | Maryland | 5,559 | 15.4 | 0.3 | 1.0 | 3.0 | 4.9 | 15.6 | 23.7 | 31.3 | 35.7 | 31.4 | 41.0 | 33.5 | 28.0 |
| 37 | District of Columbia | ..... | ..... | ..... | ..... | ..... | ..... | ..... | ..... | ..... | ..... | ..... | ..... | ..... | ..... |
| 38 | Virginia | 4,132 | 2.7 | 0.4 | 0.4 | 0.6 | 1.0 | 1.9 | 3.6 | 4.2 | 7.6 | 7.0 | 11.9 | 17.2 | 16.9 |
| 39 | West Virginia | 2,303 | 2.8 | 0.5 | 0.5 | 0.6 | 1.5 | 3.0 | 3.7 | 6.9 | 5.9 | 6.7 | 9.4 | 11.3 | 8.2 |
| 40 | North Carolina | 3,575 | 1.2 | 0.2 | 0.4 | 0.5 | 0.9 | 1.3 | 2.7 | 3.4 | 6.0 | 6.2 | 6.7 | 8.0 | 11.4 |
| 41 | South Carolina | 1,355 | 1.0 | 0.4 | 0.2 | 0.3 | 0.7 | 0.7 | 1.3 | 2.2 | 2.8 | 3.7 | 5.9 | 7.9 | 8.7 |
| 42 | Georgia | 3,342 | 1.5 | 0.6 | 0.4 | 0.5 | 0.8 | 1.1 | 1.6 | 2.6 | 3.2 | 4.5 | 4.9 | 6.9 | 6.7 |
| 43 | Florida | 983 | 1.7 | 0.3 | 0.5 | 1.2 | 0.5 | 1.7 | 3.0 | 3.0 | 6.0 | 4.3 | 5.3 | 5.9 | 3.8 |
| | **East South Central:** | | | | | | | | | | | | | | |
| 44 | Kentucky | 7,143 | 3.3 | 0.5 | 0.7 | 1.2 | 1.8 | 3.5 | 5.4 | 6.6 | 8.0 | 8.6 | 10.3 | 9.5 | 10.1 |
| 45 | Tennessee | 6,255 | 2.7 | 0.6 | 0.6 | 0.9 | 1.7 | 2.8 | 4.0 | 6.3 | 8.9 | 11.2 | 11.3 | 13.7 | 9.7 |
| 46 | Alabama | 2,218 | 1.0 | 0.3 | 0.4 | 0.3 | 0.8 | 0.7 | 1.3 | 2.6 | 2.3 | 3.0 | 4.3 | 7.6 | 7.5 |
| 47 | Mississippi | 3,454 | 1.4 | 0.3 | 0.3 | 0.7 | 1.3 | 1.9 | 2.8 | 4.3 | 4.1 | 3.8 | 5.8 | 5.3 | 5.5 |
| | **West South Central:** | | | | | | | | | | | | | | |
| 48 | Arkansas | 2,884 | 1.6 | 0.4 | 0.4 | 0.6 | 1.6 | 1.6 | 3.0 | 3.2 | 3.2 | 3.6 | 4.3 | 3.1 | 3.9 |
| 49 | Louisiana | 2,586 | 2.1 | 0.7 | 0.8 | 1.2 | 3.0 | 3.7 | 3.7 | 6.1 | 6.4 | 7.2 | 6.4 | 6.8 | 4.4 |
| 50 | Oklahoma | 7,607 | 5.4 | 0.8 | 1.4 | 1.2 | 2.3 | 2.7 | 3.8 | 4.9 | 5.3 | 8.5 | 10.5 | 10.2 | 8.3 |
| 51 | Texas | 10,081 | 3.0 | 0.7 | 0.8 | 1.7 | 1.6 | 2.6 | 3.2 | 4.3 | 5.1 | 4.9 | 5.1 | 4.9 | 3.1 |
| | **Mountain:** | | | | | | | | | | | | | | |
| 52 | Montana | 3,159 | 9.0 | ..... | 4.3 | 8.7 | 9.6 | 17.5 | 23.0 | 14.4 | 26.8 | 20.0 | 12.0 | 7.9 | 4.2 |
| 53 | Idaho | 11,767 | 29.2 | 7.1 | 22.5 | 32.9 | 36.4 | 42.8 | 41.3 | 31.4 | 39.0 | 30.7 | 24.9 | 19.5 | 12.6 |
| 54 | Wyoming | 1,082 | 8.6 | 0.9 | 1.2 | 3.4 | 17.9 | 9.1 | 5.7 | 13.7 | 22.2 | 13.0 | 12.4 | 10.1 | 4.9 |
| 55 | Colorado | 4,500 | 9.9 | 2.0 | 2.7 | 7.9 | 11.8 | 12.6 | 16.0 | 13.2 | 16.1 | 17.8 | 11.3 | 12.4 | 7.8 |
| 56 | New Mexico | 940 | 4.0 | 0.9 | 1.2 | 3.5 | 7.0 | 6.2 | 5.1 | 4.9 | 5.3 | 2.1 | 8.1 | 6.7 | 3.8 |
| 57 | Arizona | 910 | 8.7 | 1.8 | 9.1 | 16.2 | 25.2 | 16.3 | 8.9 | 12.1 | 8.4 | 8.3 | 6.3 | 6.7 | 2.3 |
| 58 | Utah | 3,864 | 16.0 | 2.0 | 7.2 | 15.1 | 25.4 | 28.8 | 32.9 | 25.1 | 28.3 | 22.6 | 20.3 | 17.1 | 5.7 |
| 59 | Nevada | 450 | 14.4 | 2.1 | 5.3 | 8.7 | 31.8 | 25.3 | 35.7 | 33.9 | 16.7 | 33.3 | 17.6 | 4.2 | 4.5 |
| | **Pacific:** | | | | | | | | | | | | | | |
| 60 | Washington | 11,608 | 16.6 | 1.3 | 7.9 | 21.4 | 37.1 | 34.7 | 35.3 | 31.9 | 33.5 | 38.3 | 23.4 | 13.1 | 8.1 |
| 61 | Oregon | 9,159 | 15.3 | 1.9 | 6.8 | 15.0 | 21.5 | 27.0 | 28.9 | 24.7 | 26.9 | 29.3 | 26.8 | 18.1 | 9.3 |
| 62 | California | 15,441 | 11.3 | 2.4 | 8.3 | 18.2 | 20.3 | 19.3 | 20.7 | 16.4 | 23.6 | 24.8 | 18.0 | 17.0 | 8.8 |

## Table 20.—GRAIN COMBINES—FARMS REPORTING AND NUMBER, WITH PERCENT OF FARMS REPORTING IN EACH SIZE-OF-FARM GROUP; BY DIVISIONS AND STATES: 1950

[Data are based on reports for only a sample of farms. See text. Base data in Volume I]

| | Region, division, and State | Grain combines | | Percent of farms in each size-of-farm group reporting grain combines | | | | | | | | | | | | |
|---|---|---|---|---|---|---|---|---|---|---|---|---|---|---|---|---|
| | | Farms reporting | Number | Total, all farms | Under 10 acres | 10-29 acres | 30-49 acres | 50-69 acres | 70-99 acres | 100-139 acres | 140-179 acres | 180-219 acres | 220-259 acres | 260-499 acres | 500-999 acres | 1,000 acres and over |
| 1 | **United States** | 665,378 | 713,633 | 12.4 | 0.5 | 0.8 | 1.3 | 2.4 | 5.6 | 10.1 | 18.5 | 22.6 | 29.3 | 37.3 | 48.4 | 45.8 |
| 2 | The North | 474,537 | 498,120 | 20.9 | 0.7 | 1.1 | 2.2 | 4.4 | 8.7 | 15.0 | 24.3 | 30.0 | 36.7 | 46.1 | 60.0 | 60.1 |
| 3 | The South | 125,959 | 140,327 | 4.8 | 0.4 | 0.7 | 0.9 | 1.4 | 2.3 | 4.2 | 7.6 | 9.7 | 13.1 | 21.6 | 33.4 | 34.2 |
| 4 | The West | 64,882 | 75,186 | 14.1 | 0.3 | 0.6 | 2.1 | 4.5 | 8.9 | 12.4 | 17.7 | 19.7 | 25.6 | 31.5 | 43.8 | 43.8 |
| | **Geographic Divisions:** | | | | | | | | | | | | | | | |
| 5 | New England | 1,169 | 1,216 | 1.1 | (1) | 0.1 | (1) | 0.2 | 0.4 | 0.9 | 1.9 | 1.6 | 2.4 | 3.6 | 8.2 | 18.2 |
| 6 | Middle Atlantic | 26,601 | 27,377 | 9.0 | 0.2 | 0.7 | 1.7 | 4.5 | 7.8 | 11.7 | 14.8 | 18.9 | 21.1 | 25.6 | 32.2 | 45.9 |
| 7 | East North Central | 187,152 | 192,338 | 21.1 | 0.9 | 1.1 | 2.7 | 5.5 | 11.0 | 19.7 | 31.9 | 39.4 | 47.5 | 58.1 | 68.7 | 64.8 |
| 8 | West North Central | 259,615 | 277,189 | 26.4 | 1.1 | 1.7 | 2.0 | 3.2 | 6.3 | 11.7 | 21.8 | 26.7 | 34.4 | 45.5 | 61.6 | 60.6 |
| 9 | South Atlantic | 38,611 | 41,105 | 4.0 | 0.6 | 0.9 | 1.3 | 1.9 | 3.2 | 5.5 | 7.4 | 10.8 | 13.1 | 17.7 | 27.0 | 34.2 |
| 10 | East South Central | 24,746 | 27,710 | 2.7 | 0.3 | 0.6 | 0.6 | 1.0 | 1.6 | 3.5 | 5.6 | 7.5 | 10.0 | 16.5 | 26.8 | 41.3 |
| 11 | West South Central | 62,602 | 71,512 | 8.0 | 0.4 | 0.6 | 0.7 | 1.0 | 2.1 | 3.5 | 9.1 | 10.3 | 14.8 | 25.6 | 38.1 | 32.9 |
| 12 | Mountain | 43,071 | 48,939 | 22.1 | 0.3 | 1.3 | 3.1 | 5.7 | 11.7 | 14.6 | 20.1 | 21.9 | 28.6 | 34.4 | 45.8 | 42.5 |
| 13 | Pacific | 21,811 | 26,247 | 8.2 | 0.2 | 0.4 | 1.6 | 3.9 | 6.3 | 10.6 | 14.4 | 17.5 | 22.0 | 26.8 | 39.8 | 47.2 |
| | **New England:** | | | | | | | | | | | | | | | |
| 14 | Maine | 515 | 530 | 1.7 | ..... | ..... | ..... | ..... | 0.2 | 1.3 | 2.3 | 2.7 | 3.2 | 5.4 | 11.3 | 23.8 |
| 15 | New Hampshire | 78 | 83 | 0.6 | ..... | ..... | ..... | 0.4 | ..... | ..... | 0.9 | ..... | 0.9 | 2.9 | 5.2 | 5.1 |
| 16 | Vermont | 298 | 309 | 1.6 | ..... | 0.3 | ..... | 0.5 | 0.3 | 0.4 | 1.8 | 1.1 | 2.5 | 2.9 | 5.5 | 20.5 |
| 17 | Massachusetts | 138 | 144 | 0.6 | ..... | ..... | ..... | ..... | 0.8 | 1.3 | 2.0 | 1.5 | 2.6 | 3.0 | 10.3 | 11.8 |
| 18 | Rhode Island | 32 | 37 | 1.2 | 0.9 | ..... | ..... | ..... | ..... | 2.2 | 6.9 | ..... | 13.5 | 1.6 | 29.4 | ..... |
| 19 | Connecticut | 108 | 113 | 0.7 | ..... | 0.1 | 0.3 | 0.7 | 0.9 | 0.6 | 1.1 | 1.1 | 1.1 | 2.4 | 11.4 | 21.7 |
| | **Middle Atlantic:** | | | | | | | | | | | | | | | |
| 20 | New York | 10,498 | 10,830 | 8.4 | 0.3 | 0.7 | 0.8 | 3.2 | 5.4 | 8.4 | 10.4 | 15.7 | 18.1 | 22.6 | 26.5 | 45.6 |
| 21 | New Jersey | 1,925 | 2,009 | 7.8 | ..... | 0.7 | 1.3 | 4.6 | 8.9 | 17.5 | 29.2 | 31.1 | 31.7 | 34.6 | 52.3 | 39.6 |
| 22 | Pennsylvania | 14,178 | 14,538 | 9.7 | 0.3 | 0.8 | 2.3 | 5.3 | 9.3 | 13.8 | 18.0 | 21.7 | 24.7 | 30.2 | 40.4 | 47.8 |
| | **East North Central:** | | | | | | | | | | | | | | | |
| 23 | Ohio | 39,386 | 40,315 | 19.8 | 1.0 | 1.1 | 3.6 | 6.3 | 13.3 | 23.5 | 37.0 | 47.2 | 51.9 | 61.8 | 72.6 | 70.0 |
| 24 | Indiana | 37,006 | 37,865 | 22.2 | 1.1 | 1.5 | 2.2 | 4.6 | 11.5 | 22.1 | 36.6 | 45.4 | 57.2 | 69.4 | 80.9 | 77.3 |
| 25 | Illinois | 69,520 | 71,978 | 35.6 | 1.0 | 1.3 | 2.8 | 4.8 | 15.2 | 26.4 | 45.0 | 52.1 | 62.8 | 74.1 | 83.8 | 82.0 |
| 26 | Michigan | 26,588 | 27,234 | 17.1 | 0.2 | 0.7 | 3.2 | 6.9 | 11.6 | 21.5 | 29.3 | 37.9 | 40.8 | 46.7 | 52.6 | 43.0 |
| 27 | Wisconsin | 14,652 | 14,946 | 8.7 | 0.4 | 0.4 | 1.1 | 3.8 | 5.5 | 8.5 | 11.3 | 13.3 | 13.6 | 18.1 | 26.3 | 35.1 |
| | **West North Central:** | | | | | | | | | | | | | | | |
| 28 | Minnesota | 30,161 | 31,262 | 16.8 | 1.0 | 1.5 | 1.2 | 1.4 | 3.3 | 7.0 | 16.5 | 19.1 | 25.0 | 34.6 | 58.1 | 72.5 |
| 29 | Iowa | 51,424 | 52,275 | 25.3 | 0.6 | 1.3 | 2.0 | 4.2 | 9.3 | 17.5 | 27.6 | 32.3 | 38.9 | 48.0 | 61.8 | 60.9 |
| 30 | Missouri | 26,210 | 27,726 | 11.4 | 0.6 | 1.3 | 1.5 | 2.5 | 4.1 | 7.4 | 12.0 | 18.0 | 22.2 | 31.8 | 41.1 | 42.4 |
| 31 | North Dakota | 35,043 | 38,194 | 53.7 | 1.8 | 4.5 | 6.9 | 6.2 | 11.5 | 13.1 | 22.4 | 30.3 | 39.9 | 50.3 | 65.2 | 72.7 |
| 32 | South Dakota | 20,438 | 21,812 | 30.8 | 2.2 | 4.2 | 2.2 | 1.8 | 9.1 | 8.5 | 13.0 | 18.3 | 23.5 | 32.1 | 50.5 | 48.1 |
| 33 | Nebraska | 35,028 | 37,036 | 32.7 | 1.8 | 2.1 | 5.1 | 4.1 | 10.4 | 16.3 | 23.3 | 33.1 | 41.0 | 46.5 | 52.4 | 42.1 |
| 34 | Kansas | 61,311 | 68,884 | 46.7 | 2.1 | 2.7 | 3.8 | 6.8 | 11.3 | 20.5 | 35.9 | 44.1 | 54.9 | 68.4 | 78.5 | 80.0 |
| | **South Atlantic:** | | | | | | | | | | | | | | | |
| 35 | Delaware | 1,082 | 1,142 | 14.5 | ..... | 0.5 | 3.3 | 2.8 | 8.5 | 15.1 | 28.0 | 32.5 | 39.8 | 53.0 | 66.1 | 55.6 |
| 36 | Maryland | 3,815 | 4,031 | 10.5 | 0.7 | 0.7 | 1.2 | 3.0 | 6.5 | 10.6 | 17.8 | 24.2 | 28.1 | 38.7 | 51.6 | 55.3 |
| 37 | District of Columbia[2] | 1 | 1 | 3.6 | (*) | (*) | (*) | (*) | (*) | (*) | (*) | (*) | (*) | (*) | (*) | (*) |
| 38 | Virginia | 6,071 | 6,388 | 4.0 | 0.4 | 0.5 | 0.9 | 1.3 | 2.0 | 4.9 | 5.9 | 10.4 | 13.5 | 16.5 | 29.8 | 40.3 |
| 39 | West Virginia | 621 | 626 | 0.8 | 0.1 | 0.2 | 0.1 | 0.7 | 0.3 | 0.7 | 0.8 | 2.2 | 2.6 | 3.4 | 6.3 | 7.6 |
| 40 | North Carolina | 12,742 | 13,252 | 4.4 | 0.6 | 1.2 | 1.9 | 2.7 | 5.2 | 9.8 | 12.0 | 16.3 | 20.9 | 25.5 | 35.4 | 50.5 |
| 41 | South Carolina | 6,290 | 6,765 | 4.5 | 1.0 | 1.2 | 1.6 | 2.8 | 4.5 | 6.2 | 9.2 | 14.6 | 14.4 | 23.1 | 36.4 | 54.6 |
| 42 | Georgia | 7,560 | 8,389 | 3.8 | 0.9 | 0.8 | 1.0 | 1.1 | 2.1 | 3.2 | 4.5 | 6.8 | 7.5 | 14.5 | 25.4 | 41.8 |
| 43 | Florida | 430 | 512 | 0.8 | ..... | ..... | 0.2 | 0.6 | 0.4 | 1.0 | 0.5 | 1.1 | 0.5 | 3.4 | 5.8 | 6.3 |
| | **East South Central:** | | | | | | | | | | | | | | | |
| 44 | Kentucky | 6,617 | 7,046 | 3.0 | 0.5 | 0.4 | 0.6 | 0.8 | 1.4 | 3.2 | 6.6 | 7.4 | 10.2 | 19.3 | 29.1 | 38.2 |
| 45 | Tennessee | 9,147 | 10,158 | 4.0 | 0.4 | 1.0 | 1.1 | 1.4 | 2.8 | 5.8 | 8.7 | 12.2 | 15.8 | 23.4 | 37.3 | 43.3 |
| 46 | Alabama | 4,072 | 4,532 | 1.9 | 0.1 | 0.4 | 0.4 | 0.9 | 1.2 | 2.3 | 3.2 | 4.4 | 5.9 | 10.0 | 19.2 | 33.7 |
| 47 | Mississippi | 4,910 | 5,974 | 2.0 | 0.3 | 0.4 | 0.5 | 0.7 | 0.9 | 1.9 | 2.9 | 4.8 | 6.0 | 12.5 | 27.0 | 49.7 |
| | **West South Central:** | | | | | | | | | | | | | | | |
| 48 | Arkansas | 6,834 | 7,937 | 3.7 | 0.4 | 1.0 | 0.8 | 1.7 | 2.5 | 4.1 | 4.7 | 5.7 | 9.8 | 15.6 | 35.0 | 50.8 |
| 49 | Louisiana | 2,900 | 3,507 | 2.3 | 0.2 | 0.3 | 0.6 | 0.9 | 1.1 | 2.2 | 3.7 | 8.6 | 7.8 | 18.7 | 31.0 | 39.6 |
| 50 | Oklahoma | 22,540 | 24,988 | 15.9 | 0.6 | 0.6 | 0.7 | 1.0 | 2.4 | 3.6 | 13.4 | 12.5 | 22.3 | 35.5 | 51.1 | 48.6 |
| 51 | Texas | 30,328 | 35,080 | 9.2 | 0.5 | 0.3 | 0.6 | 0.7 | 1.9 | 3.4 | 8.2 | 11.2 | 12.8 | 22.5 | 33.5 | 27.8 |
| | **Mountain:** | | | | | | | | | | | | | | | |
| 52 | Montana | 13,580 | 15,494 | 38.7 | ..... | 2.7 | 1.1 | 6.4 | 6.2 | 10.1 | 14.6 | 21.1 | 27.3 | 37.5 | 52.9 | 56.7 |
| 53 | Idaho | 9,185 | 10,425 | 22.8 | 0.7 | 1.9 | 4.8 | 7.5 | 15.5 | 20.5 | 26.2 | 31.8 | 39.9 | 45.8 | 62.0 | 59.3 |
| 54 | Wyoming | 2,988 | 3,208 | 23.7 | ..... | 1.2 | 8.6 | 3.6 | 17.5 | 15.8 | 32.1 | 24.4 | 41.3 | 27.4 | 29.3 | 24.8 |
| 55 | Colorado | 10,975 | 12,805 | 24.1 | 0.5 | 1.2 | 2.0 | 6.5 | 10.7 | 14.7 | 19.8 | 22.4 | 22.0 | 33.9 | 45.0 | 44.5 |
| 56 | New Mexico | 2,633 | 2,966 | 11.2 | 0.1 | 1.0 | 2.1 | 2.8 | 2.9 | 5.6 | 9.4 | 9.5 | 17.0 | 25.3 | 33.3 | 18.7 |
| 57 | Arizona | 681 | 829 | 6.5 | 0.3 | 0.5 | 0.4 | 4.2 | 7.5 | 5.6 | 14.9 | 12.3 | 18.5 | 17.1 | 20.2 | 11.0 |
| 58 | Utah | 2,651 | 2,827 | 11.0 | 0.1 | 0.9 | 3.4 | 5.2 | 11.2 | 12.7 | 16.1 | 14.7 | 24.4 | 29.8 | 40.3 | 34.5 |
| 59 | Nevada | 378 | 385 | 12.1 | ..... | ..... | 1.4 | ..... | 6.3 | 14.3 | 16.9 | 10.0 | 13.3 | 17.6 | 26.8 | 27.9 |
| | **Pacific:** | | | | | | | | | | | | | | | |
| 60 | Washington | 6,679 | 7,792 | 9.6 | ..... | 0.3 | 0.7 | 2.9 | 2.4 | 5.2 | 9.0 | 13.2 | 18.1 | 31.2 | 55.6 | 71.0 |
| 61 | Oregon | 8,487 | 9,616 | 14.2 | 0.6 | 0.8 | 4.2 | 7.1 | 13.1 | 21.7 | 27.3 | 31.7 | 37.8 | 38.8 | 43.6 | 47.3 |
| 62 | California | 6,645 | 8,839 | 4.8 | 0.2 | 0.4 | 0.9 | 2.7 | 4.1 | 6.1 | 8.3 | 9.4 | 13.0 | 17.6 | 27.9 | 32.8 |

*Not available.

[1] 0.05 percent or less.

[2] Data for District of Columbia not included in totals.

## Table 21.—CORN PICKERS—FARMS REPORTING AND NUMBER, WITH PERCENT OF FARMS REPORTING IN EACH SIZE-OF-FARM GROUP; BY DIVISIONS AND STATES: 1950

[Data are based on reports for only a sample of farms. See text. Base data in Volume I]

| | Region, division, and State | Corn pickers | | Percent of farms in each size-of-farm group reporting corn pickers | | | | | | | | | | | | |
|---|---|---|---|---|---|---|---|---|---|---|---|---|---|---|---|---|
| | | Farms reporting | Number | Total, all farms | Under 10 acres | 10-29 acres | 30-49 acres | 50-69 acres | 70-99 acres | 100-139 acres | 140-179 acres | 180-219 acres | 220-259 acres | 260-499 acres | 500-999 acres | 1,000 acres and over |
| 1 | United States | 447,387 | 455,519 | 8.3 | 0.2 | 0.2 | 0.5 | 1.1 | 3.8 | 7.9 | 17.7 | 20.2 | 26.8 | 25.2 | 16.7 | 8.3 |
| 2 | The North | 421,619 | 428,934 | 18.6 | 0.6 | 0.8 | 1.6 | 3.0 | 7.8 | 14.4 | 27.8 | 31.7 | 39.2 | 39.1 | 29.6 | 19.9 |
| 3 | The South | 22,430 | 23,133 | 0.8 | 0.1 | 0.1 | 0.1 | 0.2 | 0.4 | 0.8 | 1.5 | 2.3 | 2.9 | 3.8 | 5.0 | 5.1 |
| 4 | The West | 3,338 | 3,452 | 0.7 | (1) | (1) | 0.1 | 0.2 | 0.6 | 0.8 | 1.4 | 1.4 | 1.2 | 1.7 | 2.0 | 1.8 |
| | **Geographic Divisions:** | | | | | | | | | | | | | | | |
| 5 | New England | 162 | 162 | 0.2 | ..... | ..... | 0.1 | 0.1 | 0.2 | 0.1 | 0.2 | 0.1 | 0.4 | 0.3 | 1.0 | 1.5 |
| 6 | Middle Atlantic | 10,886 | 11,007 | 3.7 | 0.1 | 0.3 | 0.6 | 1.6 | 2.9 | 5.1 | 6.1 | 8.1 | 8.7 | 9.5 | 15.2 | 21.9 |
| 7 | East North Central | 172,788 | 176,352 | 19.5 | 0.8 | 1.0 | 2.1 | 4.2 | 8.9 | 16.9 | 30.1 | 37.2 | 46.4 | 55.9 | 66.9 | 62.2 |
| 8 | West North Central | 237,783 | 241,413 | 24.2 | 1.0 | 1.1 | 1.5 | 3.1 | 9.0 | 17.4 | 31.3 | 34.7 | 41.2 | 37.4 | 26.1 | 18.6 |
| 9 | South Atlantic | 8,993 | 9,164 | 0.9 | 0.1 | 0.1 | 0.1 | 0.3 | 0.5 | 1.0 | 2.1 | 2.6 | 3.7 | 5.8 | 7.7 | 9.5 |
| 10 | East South Central | 7,960 | 8,248 | 0.9 | 0.1 | 0.1 | 0.1 | 0.2 | 0.4 | 0.9 | 1.6 | 3.1 | 3.7 | 6.7 | 9.2 | 13.2 |
| 11 | West South Central | 5,477 | 5,721 | 0.7 | (1) | 0.1 | 0.1 | 0.2 | 0.3 | 0.6 | 0.9 | 1.4 | 1.9 | 1.7 | 2.6 | 2.7 |
| 12 | Mountain | 2,906 | 2,970 | 1.5 | 0.1 | 0.1 | 0.3 | 0.2 | 0.9 | 1.3 | 2.1 | 2.1 | 1.9 | 2.5 | 2.8 | 2.4 |
| 13 | Pacific | 432 | 482 | 0.2 | (1) | (1) | 0.1 | 0.2 | 0.3 | 0.4 | 0.5 | 0.7 | 0.3 | 0.3 | 0.6 | 0.3 |
| | **New England:** | | | | | | | | | | | | | | | |
| 14 | Maine | 18 | 18 | 0.1 | ..... | ..... | ..... | ..... | 0.1 | ..... | 0.2 | ..... | ..... | 0.2 | ..... | 1.4 |
| 15 | New Hampshire | 17 | 17 | 0.1 | ..... | ..... | ..... | ..... | ..... | 0.3 | 0.5 | ..... | ..... | 0.4 | ..... | 1.7 |
| 16 | Vermont | 24 | 24 | 0.1 | ..... | ..... | ..... | ..... | ..... | ..... | (1) | ..... | 0.4 | 0.1 | 1.3 | 1.6 |
| 17 | Massachusetts | 48 | 48 | 0.2 | ..... | ..... | 0.2 | 0.2 | 0.3 | 0.4 | 0.4 | 0.7 | ..... | 1.2 | 2.7 | ..... |
| 18 | Rhode Island | 6 | 6 | 0.2 | ..... | ..... | 1.7 | ..... | ..... | ..... | ..... | ..... | ..... | ..... | ..... | 20.0 |
| 19 | Connecticut | 49 | 49 | 0.3 | ..... | ..... | 0.3 | 0.3 | 0.6 | 0.3 | ..... | ..... | 2.5 | 0.8 | 4.3 | ..... |
| | **Middle Atlantic:** | | | | | | | | | | | | | | | |
| 20 | New York | 1,795 | 1,827 | 1.4 | (1) | 0.1 | 0.1 | 0.6 | 0.8 | 1.0 | 1.6 | 2.4 | 2.6 | 4.5 | 10.7 | 14.0 |
| 21 | New Jersey | 1,006 | 1,022 | 4.1 | 0.1 | 0.3 | 0.6 | 3.0 | 4.6 | 9.9 | 14.6 | 18.0 | 16.4 | 15.8 | 19.4 | 14.0 |
| 22 | Pennsylvania | 8,085 | 8,158 | 5.5 | 0.2 | 0.5 | 1.0 | 2.1 | 4.3 | 8.0 | 10.1 | 14.8 | 17.5 | 18.3 | 23.2 | 33.3 |
| | **East North Central:** | | | | | | | | | | | | | | | |
| 23 | Ohio | 34,241 | 34,691 | 17.2 | 0.8 | 0.8 | 2.0 | 4.4 | 11.1 | 19.9 | 32.0 | 41.9 | 47.6 | 57.4 | 75.3 | 68.9 |
| 24 | Indiana | 44,627 | 45,289 | 26.8 | 1.2 | 1.5 | 4.1 | 7.5 | 16.2 | 29.3 | 45.1 | 55.0 | 64.0 | 74.7 | 82.6 | 79.6 |
| 25 | Illinois | 73,307 | 75,532 | 37.6 | 1.1 | 1.4 | 3.3 | 5.6 | 17.2 | 29.0 | 49.7 | 54.8 | 65.8 | 74.4 | 83.3 | 87.4 |
| 26 | Michigan | 10,585 | 10,681 | 6.8 | 0.1 | 0.4 | 0.8 | 1.7 | 3.0 | 6.9 | 11.1 | 17.1 | 20.2 | 25.8 | 31.7 | 26.7 |
| 27 | Wisconsin | 10,028 | 10,159 | 5.9 | 0.2 | 0.5 | 0.8 | 0.8 | 1.8 | 4.2 | 7.5 | 10.3 | 13.4 | 17.6 | 28.0 | 24.7 |
| | **West North Central:** | | | | | | | | | | | | | | | |
| 28 | Minnesota | 45,249 | 45,792 | 25.3 | 1.4 | 1.6 | 1.5 | 2.2 | 7.7 | 15.7 | 30.4 | 33.3 | 40.9 | 43.1 | 38.2 | 28.3 |
| 29 | Iowa | 91,175 | 92,516 | 44.9 | 1.4 | 2.0 | 4.1 | 8.6 | 22.9 | 35.7 | 52.8 | 57.5 | 67.2 | 73.2 | 78.0 | 77.1 |
| 30 | Missouri | 16,972 | 17,286 | 7.4 | 0.5 | 0.4 | 0.3 | 0.9 | 1.8 | 3.5 | 7.2 | 11.2 | 15.1 | 23.2 | 32.2 | 34.1 |
| 31 | North Dakota | 5,343 | 5,477 | 8.2 | ..... | ..... | ..... | ..... | 0.9 | 1.5 | 4.0 | 3.5 | 6.0 | 7.3 | 9.2 | 14.1 |
| 32 | South Dakota | 25,705 | 26,160 | 38.8 | 2.2 | 3.3 | 5.4 | 8.9 | 11.0 | 19.3 | 35.0 | 44.7 | 52.4 | 49.4 | 43.0 | 24.4 |
| 33 | Nebraska | 41,399 | 41,989 | 38.6 | 1.4 | 2.5 | 3.8 | 8.6 | 13.5 | 27.3 | 38.1 | 49.6 | 54.3 | 53.6 | 43.9 | 24.1 |
| 34 | Kansas | 11,940 | 12,193 | 9.1 | 0.6 | 0.6 | 1.4 | 2.5 | 3.0 | 5.2 | 8.2 | 11.4 | 14.4 | 14.2 | 11.4 | 7.2 |
| | **South Atlantic:** | | | | | | | | | | | | | | | |
| 35 | Delaware | 643 | 649 | 8.6 | ..... | ..... | 0.5 | 3.5 | 5.1 | 9.0 | 15.1 | 14.7 | 16.1 | 43.1 | 32.2 | 38.9 |
| 36 | Maryland | 2,513 | 2,569 | 6.9 | ..... | 0.1 | 1.2 | 1.6 | 3.7 | 6.1 | 10.9 | 15.2 | 19.1 | 29.9 | 38.0 | 37.1 |
| 37 | District of Columbia | ..... | ..... | ..... | ..... | ..... | ..... | ..... | ..... | ..... | ..... | ..... | ..... | ..... | ..... | ..... |
| 38 | Virginia | 2,407 | 2,440 | 1.6 | 0.1 | 0.1 | 0.2 | 0.4 | 0.5 | 1.3 | 2.3 | 3.4 | 5.1 | 8.4 | 14.5 | 24.9 |
| 39 | West Virginia | 393 | 394 | 0.5 | ..... | (1) | 0.1 | (1) | 0.1 | 0.3 | 0.9 | 1.1 | 1.5 | 2.5 | 7.1 | 8.8 |
| 40 | North Carolina | 1,903 | 1,937 | 0.7 | 0.1 | 0.2 | 0.1 | 0.2 | 0.5 | 1.3 | 2.4 | 2.3 | 3.4 | 5.3 | 7.8 | 18.9 |
| 41 | South Carolina | 382 | 390 | 0.3 | (1) | 0.1 | (1) | 0.2 | (1) | 0.2 | 0.5 | 0.6 | 0.5 | 1.0 | 4.4 | 8.8 |
| 42 | Georgia | 659 | 687 | 0.3 | 0.1 | (1) | 0.1 | 0.1 | 0.2 | 0.1 | 0.3 | 0.4 | 0.2 | 1.4 | 2.4 | 6.2 |
| 43 | Florida | 93 | 98 | 0.2 | ..... | (1) | ..... | ..... | 0.2 | 0.1 | 0.2 | 0.3 | 0.5 | 0.6 | 0.8 | 1.7 |
| | **East South Central:** | | | | | | | | | | | | | | | |
| 44 | Kentucky | 4,848 | 4,980 | 2.2 | 0.3 | 0.2 | 0.2 | 0.6 | 0.9 | 2.1 | 3.6 | 6.8 | 7.8 | 16.1 | 25.0 | 34.9 |
| 45 | Tennessee | 1,782 | 1,824 | 0.8 | (1) | 0.2 | 0.2 | 0.1 | 0.4 | 0.5 | 1.4 | 2.8 | 3.3 | 6.1 | 10.2 | 14.6 |
| 46 | Alabama | 678 | 696 | 0.3 | 0.1 | 0.1 | (1) | (1) | 0.3 | 0.3 | 0.3 | 0.6 | 1.5 | 1.7 | 3.6 | 7.0 |
| 47 | Mississippi | 652 | 748 | 0.3 | (1) | (1) | (1) | ..... | (1) | 0.1 | 0.4 | 0.1 | 0.3 | 1.4 | 5.2 | 14.2 |
| | **West South Central:** | | | | | | | | | | | | | | | |
| 48 | Arkansas | 787 | 864 | 0.4 | 0.1 | 0.1 | 0.1 | 0.1 | 0.2 | 0.3 | 0.2 | 1.1 | 1.3 | 1.4 | 4.2 | 13.5 |
| 49 | Louisiana | 270 | 294 | 0.2 | (1) | (1) | 0.1 | 0.2 | ..... | 0.4 | 0.2 | 0.2 | 1.3 | 1.4 | 1.9 | 7.0 |
| 50 | Oklahoma | 1,557 | 1,606 | 1.1 | 0.1 | ..... | 0.1 | 0.2 | 0.4 | 0.4 | 0.8 | 1.4 | 2.0 | 1.8 | 3.6 | 3.5 |
| 51 | Texas | 2,863 | 2,957 | 0.9 | (1) | (1) | 0.1 | 0.2 | 0.5 | 0.7 | 1.3 | 1.6 | 2.1 | 1.7 | 2.0 | 1.5 |
| | **Mountain:** | | | | | | | | | | | | | | | |
| 52 | Montana | 254 | 261 | 0.7 | ..... | ..... | ..... | ..... | ..... | ..... | 0.4 | ..... | 0.5 | 0.3 | 0.7 | 1.4 |
| 53 | Idaho | 129 | 129 | 0.3 | ..... | ..... | 0.2 | 0.1 | 0.3 | 1.0 | 0.1 | 1.0 | 0.4 | 0.5 | ..... | 0.4 |
| 54 | Wyoming | 74 | 76 | 0.6 | ..... | ..... | ..... | ..... | ..... | ..... | 0.8 | ..... | 1.1 | 0.8 | 1.2 | 0.6 |
| 55 | Colorado | 2,269 | 2,324 | 5.0 | 0.2 | 0.1 | 1.1 | 0.5 | 4.1 | 4.3 | 6.5 | 7.0 | 6.1 | 7.1 | 7.5 | 7.2 |
| 56 | New Mexico | 130 | 130 | 0.6 | ..... | ..... | 0.3 | ..... | ..... | ..... | 0.7 | ..... | ..... | 1.2 | 1.6 | 1.1 |
| 57 | Arizona | 10 | 10 | 0.1 | ..... | 0.3 | ..... | ..... | ..... | ..... | ..... | 2.5 | ..... | ..... | ..... | ..... |
| 58 | Utah | 31 | 31 | 0.1 | ..... | 0.1 | ..... | ..... | ..... | 0.6 | ..... | 0.5 | ..... | 0.3 | 0.5 | 0.1 |
| 59 | Nevada | 9 | 9 | 0.3 | ..... | ..... | ..... | ..... | ..... | ..... | ..... | 3.3 | ..... | ..... | ..... | 0.7 |
| | **Pacific:** | | | | | | | | | | | | | | | |
| 60 | Washington | 78 | 87 | 0.1 | ..... | ..... | 0.1 | 0.1 | 0.2 | 0.4 | 0.2 | 0.7 | 0.4 | 0.2 | 0.4 | 0.1 |
| 61 | Oregon | 167 | 172 | 0.3 | ..... | ..... | ..... | 0.3 | 0.4 | 0.6 | 1.0 | 1.1 | 0.3 | 0.4 | 1.0 | 0.2 |
| 62 | California | 187 | 223 | 0.1 | (1) | (1) | 0.1 | 0.1 | 0.3 | 0.3 | 0.3 | 0.4 | 0.2 | 0.3 | 0.5 | 0.6 |

[1] 0.05 percent or less.

# Table 22.—PICK-UP HAY BALERS—FARMS REPORTING AND NUMBER, WITH PERCENT OF FARMS REPORTING IN EACH SIZE-OF-FARM GROUP; BY DIVISIONS AND STATES: 1950

[Data are based on reports for only a sample of farms. See text. Base data in Volume I]

| | Region, division, and State | Pick-up hay balers | | Percent of farms in each size-of-farm group reporting pick-up hay balers | | | | | | | | | | | | |
|---|---|---|---|---|---|---|---|---|---|---|---|---|---|---|---|---|
| | | Farms reporting | Number | Total, all farms | Under 10 acres | 10-29 acres | 30-49 acres | 50-69 acres | 70-99 acres | 100-139 acres | 140-179 acres | 180-219 acres | 220-259 acres | 260-499 acres | 500-999 acres | 1,000 acres and over |
| 1 | United States | 191,658 | 195,858 | 3.6 | 0.3 | 0.5 | 0.7 | 1.1 | 1.9 | 3.5 | 4.8 | 6.9 | 8.3 | 9.8 | 11.6 | 12.8 |
| 2 | The North | 122,960 | 124,877 | 5.4 | 0.3 | 0.4 | 0.7 | 1.5 | 2.5 | 4.7 | 5.8 | 8.6 | 9.9 | 11.5 | 12.9 | 12.9 |
| 3 | The South | 50,507 | 51,869 | 1.9 | 0.3 | 0.5 | 0.5 | 0.7 | 1.1 | 1.9 | 2.7 | 3.8 | 4.7 | 7.1 | 11.8 | 15.5 |
| 4 | The West | 18,191 | 19,112 | 3.9 | 0.2 | 0.6 | 1.6 | 2.8 | 4.0 | 5.5 | 5.2 | 8.1 | 8.0 | 7.5 | 7.5 | 10.7 |
| | **Geographic Divisions:** | | | | | | | | | | | | | | | |
| 5 | New England | 3,067 | 3,120 | 3.0 | 0.1 | 0.1 | 0.3 | 0.6 | 1.7 | 2.2 | 3.1 | 5.3 | 7.3 | 10.8 | 18.1 | 32.9 |
| 6 | Middle Atlantic | 19,838 | 20,262 | 6.7 | 0.1 | 0.4 | 1.2 | 2.0 | 4.2 | 7.6 | 10.6 | 15.1 | 18.2 | 23.5 | 38.2 | 53.7 |
| 7 | East North Central | 52,854 | 53,603 | 6.0 | 0.3 | 0.4 | 0.8 | 1.5 | 2.6 | 5.2 | 7.4 | 10.5 | 13.6 | 18.4 | 33.8 | 46.2 |
| 8 | West North Central | 47,201 | 47,892 | 4.8 | 0.4 | 0.4 | 0.6 | 1.1 | 1.7 | 3.0 | 4.1 | 5.6 | 6.7 | 7.8 | 8.8 | 10.9 |
| 9 | South Atlantic | 18,589 | 18,908 | 1.9 | 0.3 | 0.6 | 0.7 | 0.8 | 1.2 | 2.3 | 3.1 | 4.7 | 5.4 | 9.0 | 15.4 | 20.0 |
| 10 | East South Central | 16,031 | 16,515 | 1.8 | 0.3 | 0.4 | 0.4 | 0.7 | 1.1 | 1.8 | 3.3 | 4.9 | 6.1 | 10.2 | 19.3 | 29.8 |
| 11 | West South Central | 15,887 | 16,446 | 2.0 | 0.2 | 0.5 | 0.5 | 0.6 | 0.9 | 1.4 | 2.0 | 2.1 | 3.4 | 4.9 | 8.0 | 11.7 |
| 12 | Mountain | 9,467 | 9,826 | 4.9 | 0.4 | 0.8 | 2.0 | 3.0 | 4.3 | 5.9 | 4.3 | 6.9 | 6.9 | 5.9 | 5.7 | 9.5 |
| 13 | Pacific | 8,724 | 9,286 | 3.3 | 0.2 | 0.5 | 1.4 | 2.7 | 3.7 | 5.1 | 6.3 | 9.3 | 9.4 | 10.1 | 11.3 | 13.9 |
| | **New England:** | | | | | | | | | | | | | | | |
| 14 | Maine | 524 | 524 | 1.7 | ..... | ..... | 0.2 | 0.1 | 0.8 | 0.9 | 1.1 | 2.9 | 4.0 | 6.1 | 11.3 | 20.4 |
| 15 | New Hampshire | 281 | 292 | 2.1 | ..... | 0.8 | ..... | ..... | 1.1 | 1.2 | 2.6 | 3.2 | 5.1 | 7.5 | 10.8 | 23.7 |
| 16 | Vermont | 821 | 837 | 4.3 | ..... | ..... | ..... | ..... | 0.3 | 1.0 | 1.8 | 3.3 | 6.4 | 10.4 | 21.5 | 41.8 |
| 17 | Massachusetts | 690 | 700 | 3.1 | ..... | 0.1 | 0.4 | 1.5 | 3.3 | 4.5 | 4.6 | 14.3 | 14.2 | 22.9 | 29.3 | 41.2 |
| 18 | Rhode Island | 64 | 74 | 2.5 | 0.9 | ..... | ..... | 2.0 | 5.1 | 2.2 | 6.9 | ..... | ..... | 11.8 | 41.2 | 40.0 |
| 19 | Connecticut | 687 | 693 | 4.4 | 0.2 | 0.1 | 1.0 | 1.0 | 3.7 | 6.9 | 11.3 | 14.8 | 16.6 | 21.5 | 30.4 | 69.6 |
| | **Middle Atlantic:** | | | | | | | | | | | | | | | |
| 20 | New York | 8,946 | 9,217 | 7.2 | 0.1 | 0.3 | 1.4 | 1.3 | 2.6 | 5.6 | 8.7 | 13.5 | 15.9 | 22.6 | 40.2 | 56.6 |
| 21 | New Jersey | 1,751 | 1,804 | 7.1 | ..... | 0.3 | 0.4 | 2.4 | 7.5 | 15.2 | 22.2 | 33.0 | 42.8 | 40.4 | 44.5 | 41.7 |
| 22 | Pennsylvania | 9,141 | 9,241 | 6.2 | 0.1 | 0.4 | 1.1 | 2.4 | 4.9 | 8.6 | 11.4 | 15.4 | 19.0 | 23.3 | 33.5 | 53.2 |
| | **East North Central:** | | | | | | | | | | | | | | | |
| 23 | Ohio | 12,241 | 12,378 | 6.1 | 0.3 | 0.6 | 0.9 | 1.7 | 3.2 | 6.2 | 9.0 | 13.6 | 19.2 | 26.4 | 44.2 | 61.6 |
| 24 | Indiana | 9,577 | 9,674 | 5.7 | 0.2 | 0.4 | 0.7 | 1.6 | 2.6 | 5.2 | 7.9 | 11.0 | 14.8 | 20.2 | 32.4 | 48.8 |
| 25 | Illinois | 15,433 | 15,727 | 7.9 | 0.5 | 0.4 | 0.9 | 1.5 | 3.4 | 5.7 | 8.2 | 10.6 | 12.9 | 16.7 | 34.9 | 45.9 |
| 26 | Michigan | 7,342 | 7,480 | 4.7 | 0.1 | 0.1 | 0.6 | 1.0 | 2.1 | 4.7 | 6.8 | 11.0 | 13.6 | 19.3 | 34.3 | 43.0 |
| 27 | Wisconsin | 8,261 | 8,344 | 4.9 | 0.5 | 0.4 | 0.8 | 2.1 | 2.2 | 4.3 | 5.3 | 7.4 | 9.7 | 13.2 | 22.3 | 32.5 |
| | **West North Central:** | | | | | | | | | | | | | | | |
| 28 | Minnesota | 7,700 | 7,812 | 4.3 | 0.4 | 0.6 | 0.7 | 0.7 | 1.7 | 2.7 | 3.5 | 5.5 | 5.9 | 8.0 | 15.1 | 24.3 |
| 29 | Iowa | 13,042 | 13,211 | 6.4 | 0.4 | 0.4 | 0.7 | 2.4 | 2.6 | 4.4 | 6.0 | 7.3 | 9.6 | 13.4 | 22.7 | 44.3 |
| 30 | Missouri | 8,912 | 9,032 | 3.9 | 0.2 | 0.2 | 0.3 | 0.8 | 1.2 | 2.2 | 3.4 | 4.8 | 6.9 | 11.0 | 22.3 | 32.9 |
| 31 | North Dakota | 2,350 | 2,404 | 3.6 | 0.9 | ..... | 1.1 | 2.1 | 0.9 | ..... | 0.9 | 1.2 | 1.7 | 1.8 | 3.8 | 11.0 |
| 32 | South Dakota | 2,935 | 3,005 | 4.4 | 0.4 | 1.3 | 2.2 | 0.9 | 0.9 | 0.3 | 1.7 | 2.2 | 4.0 | 4.2 | 6.2 | 9.3 |
| 33 | Nebraska | 4,216 | 4,253 | 3.9 | 0.7 | 0.9 | 1.6 | 0.4 | 1.8 | 1.9 | 3.1 | 3.8 | 4.3 | 5.2 | 4.9 | 7.9 |
| 34 | Kansas | 8,046 | 8,175 | 6.1 | 0.3 | 0.6 | 0.9 | 1.6 | 1.3 | 3.5 | 4.2 | 6.5 | 7.2 | 8.7 | 10.7 | 10.0 |
| | **South Atlantic:** | | | | | | | | | | | | | | | |
| 35 | Delaware | 400 | 405 | 5.4 | ..... | ..... | 0.5 | 1.4 | 2.3 | 5.1 | 7.2 | 12.9 | 10.8 | 27.0 | 27.8 | 33.3 |
| 36 | Maryland | 2,162 | 2,194 | 6.0 | 0.2 | 0.6 | 0.8 | 1.0 | 3.1 | 5.8 | 10.6 | 11.5 | 14.5 | 21.3 | 40.3 | 53.8 |
| 37 | District of Columbia[1] | 1 | 1 | 3.6 | (*) | (*) | (*) | (*) | (*) | (*) | (*) | (*) | (*) | (*) | (*) | (*) |
| 38 | Virginia | 3,507 | 3,576 | 2.3 | 0.1 | 0.3 | 0.3 | 0.4 | 0.5 | 1.8 | 2.4 | 4.7 | 6.4 | 12.6 | 24.6 | 42.0 |
| 39 | West Virginia | 611 | 617 | 0.8 | ..... | (2) | (2) | 0.1 | 0.2 | 0.2 | 1.4 | 2.2 | 2.1 | 4.1 | 10.3 | 16.7 |
| 40 | North Carolina | 5,728 | 5,796 | 2.0 | 0.5 | 0.9 | 1.0 | 1.2 | 1.9 | 3.9 | 4.0 | 7.2 | 8.1 | 10.5 | 17.7 | 27.1 |
| 41 | South Carolina | 2,159 | 2,215 | 1.6 | 0.6 | 0.6 | 0.6 | 1.1 | 0.9 | 1.5 | 2.2 | 4.4 | 3.3 | 7.9 | 13.1 | 24.6 |
| 42 | Georgia | 3,721 | 3,795 | 1.9 | 0.5 | 0.6 | 0.7 | 0.8 | 1.3 | 1.8 | 2.2 | 2.9 | 2.3 | 5.8 | 11.1 | 19.1 |
| 43 | Florida | 301 | 310 | 0.5 | ..... | ..... | 0.1 | 0.3 | 0.4 | 0.7 | 1.2 | 0.3 | 3.3 | 1.3 | 3.6 | 3.7 |
| | **East South Central:** | | | | | | | | | | | | | | | |
| 44 | Kentucky | 5,827 | 5,984 | 2.7 | 0.5 | 0.6 | 0.4 | 1.0 | 1.5 | 2.5 | 4.6 | 6.8 | 9.0 | 16.2 | 29.6 | 42.1 |
| 45 | Tennessee | 4,738 | 4,800 | 2.0 | 0.2 | 0.5 | 0.7 | 0.9 | 1.3 | 2.0 | 4.1 | 6.3 | 8.0 | 12.4 | 27.6 | 38.4 |
| 46 | Alabama | 2,384 | 2,437 | 1.1 | 0.2 | 0.3 | 0.3 | 0.6 | 0.7 | 1.2 | 2.1 | 2.3 | 2.2 | 4.9 | 10.8 | 19.9 |
| 47 | Mississippi | 3,082 | 3,294 | 1.2 | 0.2 | 0.4 | 0.4 | 0.4 | 0.6 | 1.1 | 1.6 | 2.4 | 3.2 | 6.2 | 17.1 | 35.4 |
| | **West South Central:** | | | | | | | | | | | | | | | |
| 48 | Arkansas | 3,175 | 3,282 | 1.7 | 0.2 | 0.7 | 0.5 | 0.6 | 0.8 | 1.6 | 1.8 | 2.9 | 4.1 | 6.3 | 17.1 | 35.6 |
| 49 | Louisiana | 1,884 | 1,957 | 1.5 | 0.2 | 0.5 | 0.6 | 1.0 | 0.8 | 1.6 | 2.0 | 4.0 | 3.6 | 7.4 | 16.7 | 30.5 |
| 50 | Oklahoma | 5,025 | 5,166 | 3.5 | 0.2 | 0.3 | 0.1 | 0.8 | 0.9 | 1.6 | 2.7 | 2.5 | 5.1 | 6.6 | 11.2 | 15.7 |
| 51 | Texas | 5,803 | 6,041 | 1.8 | 0.2 | 0.3 | 0.4 | 0.4 | 0.9 | 1.1 | 1.4 | 1.4 | 2.2 | 3.3 | 4.6 | 7.8 |
| | **Mountain:** | | | | | | | | | | | | | | | |
| 52 | Montana | 1,663 | 1,719 | 4.7 | 0.4 | 1.6 | 0.5 | ..... | 1.4 | 1.4 | 1.3 | 1.5 | 2.1 | 3.2 | 2.9 | 9.1 |
| 53 | Idaho | 2,204 | 2,253 | 5.5 | 0.5 | 0.7 | 1.7 | 3.4 | 4.2 | 6.3 | 5.9 | 7.2 | 8.9 | 8.1 | 11.8 | 16.8 |
| 54 | Wyoming | 628 | 668 | 5.0 | ..... | ..... | 3.4 | ..... | ..... | ..... | 1.9 | 4.7 | 4.3 | 5.1 | 5.0 | 9.1 |
| 55 | Colorado | 1,603 | 1,667 | 3.5 | 0.3 | 0.4 | 1.3 | 1.8 | 3.1 | 3.4 | 3.1 | 3.8 | 3.9 | 3.9 | 3.8 | 7.6 |
| 56 | New Mexico | 924 | 981 | 3.9 | 0.9 | 1.3 | 2.6 | 4.1 | 7.0 | 7.3 | 4.2 | 12.6 | 9.6 | 3.6 | 4.3 | 6.1 |
| 57 | Arizona | 578 | 623 | 5.6 | ..... | 1.6 | 3.5 | 3.2 | 3.1 | 8.9 | 8.0 | 22.2 | 11.6 | 10.9 | 13.0 | 11.1 |
| 58 | Utah | 1,432 | 1,444 | 5.9 | 0.1 | 0.6 | 2.2 | 3.7 | 7.3 | 12.4 | 7.7 | 9.9 | 16.0 | 12.6 | 13.7 | 16.2 |
| 59 | Nevada | 435 | 471 | 14.0 | 2.1 | ..... | 4.3 | ..... | 11.4 | 10.7 | 19.1 | 16.7 | 6.7 | 39.1 | 23.0 | 22.7 |
| | **Pacific:** | | | | | | | | | | | | | | | |
| 60 | Washington | 1,862 | 1,919 | 2.7 | 0.1 | 0.4 | 0.6 | 1.6 | 2.4 | 2.7 | 5.4 | 8.2 | 9.1 | 8.9 | 11.1 | 10.1 |
| 61 | Oregon | 2,141 | 2,204 | 3.6 | 0.1 | 0.5 | 1.1 | 2.7 | 3.4 | 4.9 | 6.3 | 8.6 | 7.3 | 10.6 | 8.9 | 12.3 |
| 62 | California | 4,721 | 5,163 | 3.4 | 0.2 | 0.6 | 1.9 | 3.2 | 4.7 | 6.6 | 7.0 | 10.6 | 11.1 | 10.6 | 12.6 | 17.0 |

*Not available.

[1] Data for District of Columbia not included in totals.

[2] 0.05 percent or less.

## Table 23.—SILOS—FARMS REPORTING, WITH PERCENT OF FARMS REPORTING IN EACH SIZE-OF-FARM GROUP; BY DIVISIONS AND STATES: 1950

[Data are based on reports for only a sample of farms. See text. Base data in Volume I]

| | Region, division, and State | Number of farms reporting silos | Percent of farms in each size-of-farm group reporting silos | | | | | | | | | | | | |
|---|---|---|---|---|---|---|---|---|---|---|---|---|---|---|---|
| | | | Total, all farms | Under 10 acres | 10-29 acres | 30-49 acres | 50-69 acres | 70-99 acres | 100-139 acres | 140-179 acres | 180-219 acres | 220-259 acres | 260-499 acres | 500-999 acres | 1,000 acres and over |
| 1 | United States | 557,188 | 10.4 | 0.5 | 0.7 | 2.3 | 4.5 | 10.6 | 16.1 | 18.8 | 22.0 | 22.7 | 21.5 | 17.2 | 11.9 |
| 2 | The North | 493,397 | 21.8 | 1.2 | 2.2 | 6.6 | 12.5 | 21.1 | 28.6 | 28.3 | 33.2 | 31.6 | 31.1 | 26.1 | 20.8 |
| 3 | The South | 39,606 | 1.5 | 0.1 | 0.2 | 0.3 | 0.5 | 0.8 | 1.8 | 2.5 | 3.6 | 4.2 | 5.9 | 9.4 | 11.2 |
| 4 | The West | 24,185 | 5.2 | 0.3 | 1.2 | 4.9 | 8.3 | 8.9 | 10.9 | 9.4 | 11.7 | 10.8 | 8.7 | 6.5 | 5.7 |
| | **Geographic Divisions:** | | | | | | | | | | | | | | |
| 5 | New England | 19,171 | 18.6 | 0.5 | 1.7 | 5.7 | 10.8 | 14.4 | 22.9 | 31.3 | 34.1 | 44.5 | 47.8 | 51.3 | 55.0 |
| 6 | Middle Atlantic | 86,845 | 29.3 | 0.7 | 2.2 | 8.6 | 17.5 | 28.7 | 41.2 | 51.9 | 57.8 | 62.4 | 68.9 | 71.5 | 70.3 |
| 7 | East North Central | 218,283 | 24.7 | 1.3 | 2.4 | 7.7 | 13.3 | 25.4 | 32.6 | 39.1 | 37.6 | 37.4 | 40.0 | 46.1 | 47.9 |
| 8 | West North Central | 169,098 | 17.2 | 1.6 | 2.0 | 3.6 | 5.7 | 11.8 | 17.5 | 19.4 | 23.6 | 23.3 | 23.3 | 20.7 | 18.4 |
| 9 | South Atlantic | 19,844 | 2.1 | 0.1 | 0.2 | 0.4 | 0.7 | 1.5 | 3.2 | 4.5 | 6.4 | 7.3 | 10.5 | 15.4 | 16.4 |
| 10 | East South Central | 9,180 | 1.0 | 0.2 | 0.2 | 0.2 | 0.3 | 0.6 | 1.3 | 1.8 | 3.1 | 4.3 | 6.1 | 10.9 | 17.9 |
| 11 | West South Central | 10,582 | 1.4 | 0.1 | 0.1 | 0.1 | 0.3 | 0.4 | 0.7 | 1.5 | 1.4 | 1.9 | 3.4 | 6.5 | 8.6 |
| 12 | Mountain | 13,658 | 7.0 | 0.5 | 1.8 | 5.6 | 9.5 | 9.7 | 12.5 | 10.9 | 12.5 | 12.3 | 9.0 | 6.6 | 6.0 |
| 13 | Pacific | 10,527 | 3.9 | 0.2 | 1.0 | 4.6 | 7.7 | 8.1 | 9.6 | 7.3 | 10.8 | 9.0 | 8.3 | 6.2 | 4.8 |
| | **New England:** | | | | | | | | | | | | | | |
| 14 | Maine | 3,430 | 11.3 | ..... | 0.6 | 2.7 | 4.6 | 6.5 | 11.0 | 15.6 | 19.7 | 25.0 | 28.3 | 33.4 | 35.4 |
| 15 | New Hampshire | 2,021 | 15.1 | ..... | 0.8 | 3.2 | 7.0 | 6.0 | 17.6 | 26.7 | 27.8 | 35.8 | 43.8 | 46.5 | 61.0 |
| 16 | Vermont | 6,679 | 35.1 | 2.1 | 2.5 | 4.3 | 13.2 | 20.7 | 33.3 | 41.4 | 45.0 | 54.3 | 58.7 | 61.1 | 73.0 |
| 17 | Massachusetts | 3,200 | 14.4 | 0.6 | 1.5 | 3.4 | 13.8 | 22.5 | 28.2 | 37.5 | 39.5 | 54.5 | 55.6 | 63.0 | 52.9 |
| 18 | Rhode Island | 443 | 17.0 | 0.9 | 3.7 | 10.0 | 18.0 | 20.3 | 35.6 | 51.7 | 34.2 | 56.8 | 47.2 | 94.1 | 100.0 |
| 19 | Connecticut | 3,398 | 21.8 | 0.4 | 2.8 | 8.3 | 21.2 | 26.0 | 41.0 | 52.9 | 59.0 | 70.3 | 69.3 | 69.6 | 65.2 |
| | **Middle Atlantic:** | | | | | | | | | | | | | | |
| 20 | New York | 46,364 | 37.2 | 1.2 | 3.1 | 10.4 | 19.6 | 32.6 | 46.1 | 56.3 | 62.3 | 64.9 | 72.8 | 74.9 | 70.3 |
| 21 | New Jersey | 3,366 | 13.6 | 0.4 | 0.9 | 3.3 | 9.4 | 16.2 | 32.5 | 47.7 | 55.0 | 60.9 | 55.3 | 46.5 | 54.2 |
| 22 | Pennsylvania | 37,115 | 25.3 | 0.5 | 1.9 | 8.2 | 17.1 | 27.3 | 38.1 | 47.7 | 52.0 | 58.6 | 63.2 | 68.7 | 67.2 |
| | **East North Central:** | | | | | | | | | | | | | | |
| 23 | Ohio | 26,311 | 13.2 | 0.8 | 1.0 | 3.3 | 6.9 | 11.4 | 17.1 | 21.5 | 25.7 | 30.4 | 38.3 | 45.9 | 64.7 |
| 24 | Indiana | 18,364 | 11.0 | 1.0 | 1.0 | 2.1 | 4.0 | 7.3 | 11.7 | 18.0 | 20.5 | 22.7 | 30.7 | 42.8 | 63.0 |
| 25 | Illinois | 25,968 | 13.3 | 0.8 | 1.3 | 2.4 | 4.0 | 9.1 | 13.7 | 16.5 | 20.0 | 19.4 | 22.2 | 29.5 | 43.7 |
| 26 | Michigan | 38,498 | 24.8 | 0.9 | 2.3 | 5.5 | 13.1 | 21.8 | 32.9 | 40.4 | 46.7 | 50.5 | 57.0 | 64.4 | 62.9 |
| 27 | Wisconsin | 109,142 | 64.7 | 5.2 | 14.9 | 34.1 | 53.3 | 64.9 | 73.8 | 75.7 | 76.9 | 78.2 | 76.7 | 76.6 | 69.0 |
| | **West North Central:** | | | | | | | | | | | | | | |
| 28 | Minnesota | 74,350 | 41.5 | 4.3 | 6.4 | 11.4 | 20.0 | 31.3 | 45.4 | 45.7 | 54.0 | 52.5 | 51.9 | 50.5 | 52.1 |
| 29 | Iowa | 33,392 | 16.4 | 1.5 | 1.8 | 3.9 | 5.5 | 10.9 | 14.5 | 16.9 | 20.9 | 21.2 | 27.7 | 35.3 | 48.6 |
| 30 | Missouri | 11,702 | 5.1 | 0.2 | 0.3 | 0.5 | 1.5 | 2.5 | 4.0 | 5.4 | 7.7 | 8.6 | 12.4 | 21.0 | 34.4 |
| 31 | North Dakota | 6,702 | 10.3 | 1.8 | 1.5 | 2.3 | ..... | 6.2 | 5.4 | 4.2 | 7.5 | 8.7 | 9.2 | 11.8 | 15.7 |
| 32 | South Dakota | 7,714 | 11.6 | 3.7 | 5.9 | 4.3 | 1.8 | 9.4 | 9.9 | 10.8 | 16.6 | 15.7 | 15.2 | 9.7 | 6.1 |
| 33 | Nebraska | 9,464 | 8.8 | 1.3 | 1.5 | 2.9 | 3.4 | 5.2 | 7.1 | 6.0 | 8.9 | 9.2 | 12.5 | 13.6 | 10.7 |
| 34 | Kansas | 25,774 | 19.6 | 1.9 | 3.0 | 3.9 | 5.9 | 6.5 | 10.9 | 13.8 | 18.9 | 21.0 | 27.1 | 33.3 | 36.5 |
| | **South Atlantic:** | | | | | | | | | | | | | | |
| 35 | Delaware | 661 | 8.9 | ..... | 1.0 | 2.2 | 4.1 | 4.5 | 16.1 | 12.2 | 19.6 | 16.1 | 30.3 | 31.3 | 25.0 |
| 36 | Maryland | 5,236 | 14.5 | (1) | 0.5 | 3.3 | 5.2 | 12.9 | 23.4 | 27.2 | 31.3 | 29.7 | 39.1 | 45.6 | 54.5 |
| 37 | District of Columbia[2] | 1 | 3.6 | (*) | (*) | (*) | (*) | (*) | (*) | (*) | (*) | (*) | (*) | (*) | (*) |
| 38 | Virginia | 5,806 | 3.8 | 0.1 | 0.2 | 0.6 | 1.2 | 2.0 | 4.4 | 6.0 | 9.8 | 10.3 | 17.8 | 31.2 | 43.2 |
| 39 | West Virginia | 2,416 | 3.0 | ..... | 0.2 | 0.4 | 1.2 | 2.0 | 3.0 | 4.8 | 6.3 | 8.8 | 14.7 | 27.4 | 39.3 |
| 40 | North Carolina | 3,244 | 1.1 | 0.2 | 0.2 | 0.4 | 0.7 | 1.0 | 1.9 | 3.2 | 4.4 | 6.1 | 8.3 | 14.1 | 21.0 |
| 41 | South Carolina | 1,221 | 0.9 | 0.1 | 0.1 | 0.2 | 0.2 | 0.6 | 1.0 | 1.2 | 3.4 | 4.3 | 4.6 | 11.5 | 19.5 |
| 42 | Georgia | 1,065 | 0.5 | 0.1 | 0.1 | 0.1 | 0.1 | 0.2 | 0.3 | 0.5 | 0.8 | 0.9 | 2.0 | 4.9 | 9.3 |
| 43 | Florida | 195 | 0.3 | ..... | (1) | 0.1 | 0.2 | 0.2 | 0.4 | ..... | 0.6 | 0.1 | 1.9 | 1.9 | 3.4 |
| | **East South Central:** | | | | | | | | | | | | | | |
| 44 | Kentucky | 4,141 | 1.9 | 0.4 | 0.3 | 0.4 | 0.5 | 1.2 | 2.3 | 2.8 | 4.7 | 6.8 | 10.6 | 21.0 | 36.7 |
| 45 | Tennessee | 2,846 | 1.2 | 0.1 | 0.2 | 0.3 | 0.4 | 0.8 | 1.3 | 2.2 | 4.2 | 6.1 | 8.2 | 17.5 | 27.5 |
| 46 | Alabama | 943 | 0.4 | (1) | 0.1 | 0.1 | 0.1 | 0.1 | 0.4 | 0.6 | 0.8 | 1.3 | 2.3 | 5.2 | 13.7 |
| 47 | Mississippi | 1,250 | 0.5 | 0.1 | 0.1 | 0.1 | 0.1 | 0.1 | 0.6 | 1.1 | 1.6 | 0.9 | 2.4 | 7.1 | 14.9 |
| | **West South Central:** | | | | | | | | | | | | | | |
| 48 | Arkansas | 1,042 | 0.6 | 0.1 | 0.1 | 0.1 | 0.3 | 0.2 | 0.4 | 0.7 | 1.3 | 1.1 | 2.5 | 6.5 | 12.1 |
| 49 | Louisiana | 563 | 0.5 | (1) | 0.2 | 0.2 | 0.3 | 0.4 | 0.5 | 0.6 | 1.7 | 1.3 | 2.3 | 3.2 | 8.8 |
| 50 | Oklahoma | 4,346 | 3.1 | 0.1 | 0.2 | 0.1 | 0.3 | 0.6 | 1.4 | 2.5 | 2.1 | 3.4 | 5.4 | 11.5 | 13.8 |
| 51 | Texas | 4,631 | 1.4 | 0.1 | 0.1 | 0.2 | 0.3 | 0.4 | 0.7 | 1.1 | 1.1 | 1.3 | 2.4 | 4.5 | 7.2 |
| | **Mountain:** | | | | | | | | | | | | | | |
| 52 | Montana | 826 | 2.4 | 1.2 | ..... | ..... | 4.2 | 2.1 | 3.6 | 1.7 | 2.6 | 2.7 | 2.8 | 2.3 | 2.0 |
| 53 | Idaho | 1,887 | 4.7 | 0.7 | 1.7 | 5.2 | 8.0 | 6.7 | 6.3 | 3.7 | 5.9 | 3.9 | 4.8 | 4.2 | 5.2 |
| 54 | Wyoming | 675 | 5.4 | ..... | ..... | ..... | ..... | 3.5 | 6.5 | 7.3 | 9.1 | 8.7 | 7.4 | 6.2 | 4.7 |
| 55 | Colorado | 5,980 | 13.1 | 0.9 | 2.4 | 7.8 | 10.6 | 17.8 | 24.7 | 23.4 | 26.6 | 28.5 | 16.0 | 10.8 | 10.6 |
| 56 | New Mexico | 457 | 1.9 | 0.1 | 0.5 | 0.6 | 3.5 | 2.1 | 3.5 | 1.0 | 5.3 | 2.1 | 2.8 | 2.7 | 3.6 |
| 57 | Arizona | 563 | 5.4 | 0.5 | 2.4 | 4.8 | 3.2 | 4.4 | 5.8 | 11.9 | 10.8 | 3.2 | 9.6 | 12.1 | 9.6 |
| 58 | Utah | 3,145 | 13.0 | 0.3 | 3.3 | 10.5 | 17.1 | 20.8 | 26.1 | 19.8 | 19.7 | 22.6 | 20.6 | 19.0 | 20.7 |
| 59 | Nevada | 125 | 4.0 | ..... | 1.3 | 1.4 | 9.1 | 2.5 | 7.1 | 10.6 | 10.0 | 13.3 | 2.0 | 7.1 | 2.4 |
| | **Pacific:** | | | | | | | | | | | | | | |
| 60 | Washington | 4,138 | 5.9 | 0.4 | 1.6 | 7.1 | 14.6 | 12.7 | 14.7 | 11.8 | 16.3 | 11.2 | 9.8 | 5.3 | 3.3 |
| 61 | Oregon | 3,478 | 5.8 | 0.2 | 1.5 | 4.9 | 9.0 | 9.4 | 11.9 | 9.0 | 13.7 | 13.0 | 11.5 | 8.5 | 5.3 |
| 62 | California | 2,911 | 2.1 | 0.1 | 0.5 | 3.0 | 3.2 | 4.2 | 5.0 | 3.1 | 5.4 | 4.7 | 5.8 | 5.6 | 5.4 |

*Not available. [1]0.05 percent or less. [2]Data for District of Columbia not included in totals.

## Table 24.—MOTORTRUCKS—FARMS REPORTING AND NUMBER, WITH PERCENT OF FARMS REPORTING IN EACH SIZE-OF-FARM GROUP; BY DIVISIONS AND STATES: 1950

[Data are based on reports for only a sample of farms. See text. Base data in Volume I]

| | Region, division, and State | Motortrucks | | Percent of farms in each size-of-farm group reporting motortrucks | | | | | | | | | | | | |
|---|---|---|---|---|---|---|---|---|---|---|---|---|---|---|---|---|
| | | Farms reporting | Number | Total, all farms | Under 10 acres | 10-29 acres | 30-49 acres | 50-69 acres | 70-99 acres | 100-139 acres | 140-179 acres | 180-219 acres | 220-259 acres | 260-499 acres | 500-999 acres | 1,000 acres and over |
| 1 | **United States** | 1,840,391 | 2,206,670 | 34.2 | 17.4 | 18.6 | 23.0 | 26.8 | 30.2 | 34.9 | 38.8 | 44.5 | 48.7 | 58.8 | 74.5 | 84.8 |
| 2 | The North | 870,791 | 1,021,391 | 38.4 | 18.8 | 24.6 | 25.5 | 29.2 | 29.0 | 34.5 | 37.2 | 43.7 | 47.7 | 58.1 | 75.8 | 85.5 |
| 3 | The South | 712,341 | 821,410 | 26.9 | 12.8 | 13.6 | 19.1 | 23.2 | 28.0 | 32.8 | 37.7 | 42.6 | 47.0 | 56.3 | 69.6 | 80.7 |
| 4 | The West | 257,259 | 363,869 | 55.8 | 28.7 | 40.1 | 48.3 | 56.7 | 58.6 | 63.3 | 65.5 | 71.7 | 73.3 | 74.2 | 80.2 | 87.5 |
| | **Geographic Divisions:** | | | | | | | | | | | | | | | |
| 5 | New England | 51,023 | 69,661 | 49.4 | 28.0 | 36.0 | 42.4 | 46.2 | 48.0 | 54.1 | 56.9 | 61.9 | 68.0 | 73.4 | 82.4 | 89.4 |
| 6 | Middle Atlantic | 126,570 | 162,481 | 42.7 | 23.6 | 32.6 | 34.2 | 36.2 | 40.9 | 45.6 | 52.0 | 57.1 | 62.9 | 70.7 | 80.8 | 91.6 |
| 7 | East North Central | 305,807 | 342,787 | 34.5 | 15.9 | 20.9 | 22.8 | 24.9 | 27.2 | 33.9 | 39.9 | 46.4 | 53.6 | 62.9 | 80.9 | 87.5 |
| 8 | West North Central | 387,391 | 446,462 | 39.4 | 16.7 | 20.6 | 21.5 | 24.7 | 24.3 | 27.2 | 31.6 | 36.8 | 41.0 | 54.4 | 74.7 | 85.3 |
| 9 | South Atlantic | 240,521 | 281,561 | 25.1 | 13.7 | 14.3 | 18.0 | 22.2 | 27.8 | 33.6 | 38.7 | 43.6 | 48.4 | 55.3 | 67.1 | 78.9 |
| 10 | East South Central | 202,662 | 224,182 | 22.2 | 10.5 | 11.2 | 18.0 | 21.9 | 26.1 | 30.9 | 34.5 | 40.8 | 43.1 | 50.8 | 62.0 | 76.8 |
| 11 | West South Central | 269,158 | 315,667 | 34.5 | 14.6 | 16.6 | 22.9 | 27.6 | 30.7 | 34.1 | 39.4 | 43.1 | 48.2 | 59.0 | 72.9 | 81.9 |
| 12 | Mountain | 121,546 | 165,777 | 62.4 | 30.9 | 39.2 | 44.5 | 51.4 | 56.4 | 61.0 | 64.7 | 71.2 | 72.9 | 71.7 | 78.1 | 86.5 |
| 13 | Pacific | 135,713 | 198,092 | 50.9 | 27.9 | 40.3 | 50.0 | 59.3 | 60.5 | 65.4 | 66.6 | 72.2 | 73.8 | 78.3 | 84.5 | 90.1 |
| | **New England:** | | | | | | | | | | | | | | | |
| 14 | Maine | 14,854 | 19,197 | 48.9 | 25.4 | 29.0 | 33.3 | 37.1 | 43.0 | 52.2 | 56.7 | 62.8 | 68.3 | 76.8 | 79.8 | 87.8 |
| 15 | New Hampshire | 6,708 | 8,843 | 50.1 | 33.8 | 35.3 | 41.8 | 46.6 | 45.2 | 52.2 | 55.0 | 58.5 | 69.3 | 76.2 | 85.3 | 89.8 |
| 16 | Vermont | 8,819 | 10,600 | 46.3 | 26.2 | 26.8 | 29.4 | 31.4 | 31.7 | 39.1 | 43.1 | 52.3 | 61.7 | 66.3 | 79.1 | 90.2 |
| 17 | Massachusetts | 10,626 | 15,358 | 47.9 | 25.0 | 38.7 | 47.9 | 56.6 | 60.0 | 62.7 | 69.3 | 77.2 | 75.0 | 76.3 | 88.6 | 88.2 |
| 18 | Rhode Island | 1,521 | 2,455 | 58.4 | 38.6 | 54.7 | 51.8 | 64.0 | 71.3 | 66.7 | 86.2 | 73.7 | 100.0 | 64.6 | 100.0 | 100.0 |
| 19 | Connecticut | 8,495 | 13,208 | 54.5 | 30.8 | 39.4 | 52.7 | 60.0 | 60.2 | 73.1 | 76.7 | 74.2 | 76.4 | 88.7 | 94.0 | 95.7 |
| | **Middle Atlantic:** | | | | | | | | | | | | | | | |
| 20 | New York | 56,610 | 72,440 | 45.4 | 23.8 | 32.4 | 34.7 | 36.9 | 39.6 | 44.4 | 52.7 | 57.3 | 62.6 | 71.2 | 81.4 | 93.0 |
| 21 | New Jersey | 15,624 | 23,938 | 63.1 | 35.7 | 56.3 | 65.9 | 72.1 | 80.6 | 81.7 | 92.4 | 88.2 | 96.5 | 93.0 | 91.6 | 95.8 |
| 22 | Pennsylvania | 54,336 | 66,103 | 37.0 | 18.5 | 25.8 | 28.5 | 31.9 | 37.8 | 42.9 | 47.0 | 53.4 | 59.4 | 67.0 | 78.1 | 88.7 |
| | **East North Central:** | | | | | | | | | | | | | | | |
| 23 | Ohio | 56,861 | 64,780 | 28.5 | 13.6 | 18.8 | 21.7 | 21.7 | 23.4 | 29.6 | 35.8 | 41.6 | 51.0 | 61.3 | 81.6 | 84.7 |
| 24 | Indiana | 53,583 | 59,811 | 32.2 | 15.0 | 18.1 | 20.5 | 22.6 | 25.6 | 32.7 | 38.8 | 45.8 | 55.2 | 65.1 | 83.6 | 90.0 |
| 25 | Illinois | 79,058 | 86,776 | 40.5 | 18.0 | 23.4 | 24.1 | 27.2 | 30.2 | 35.0 | 41.2 | 47.4 | 54.3 | 64.5 | 85.8 | 90.4 |
| 26 | Michigan | 49,493 | 56,966 | 31.8 | 16.2 | 23.7 | 23.3 | 27.6 | 25.6 | 32.0 | 38.2 | 45.1 | 52.4 | 59.7 | 76.7 | 80.5 |
| 27 | Wisconsin | 66,812 | 74,454 | 39.6 | 20.5 | 24.9 | 25.5 | 29.3 | 31.5 | 39.2 | 43.7 | 50.3 | 54.0 | 60.7 | 68.6 | 89.2 |
| | **West North Central:** | | | | | | | | | | | | | | | |
| 28 | Minnesota | 63,077 | 70,357 | 35.2 | 17.6 | 19.9 | 19.2 | 25.2 | 22.2 | 26.3 | 33.1 | 39.5 | 41.0 | 54.5 | 74.8 | 90.1 |
| 29 | Iowa | 58,690 | 62,375 | 28.9 | 14.2 | 19.1 | 17.1 | 22.0 | 19.3 | 22.6 | 27.0 | 31.7 | 36.2 | 46.6 | 66.4 | 76.7 |
| 30 | Missouri | 71,804 | 77,250 | 31.2 | 17.5 | 20.1 | 22.4 | 25.4 | 26.7 | 29.8 | 32.0 | 35.7 | 39.8 | 46.6 | 61.2 | 76.7 |
| 31 | North Dakota | 44,637 | 55,732 | 68.4 | 18.6 | 28.8 | 23.0 | 20.8 | 40.7 | 36.2 | 39.6 | 55.1 | 54.3 | 62.6 | 79.7 | 88.8 |
| 32 | South Dakota | 31,668 | 37,720 | 47.7 | 16.7 | 24.7 | 25.1 | 17.9 | 22.1 | 30.3 | 26.1 | 33.4 | 34.5 | 47.3 | 65.2 | 79.6 |
| 33 | Nebraska | 45,795 | 54,193 | 42.7 | 18.5 | 21.6 | 24.5 | 22.8 | 27.6 | 29.7 | 31.0 | 38.2 | 39.9 | 49.5 | 66.6 | 81.4 |
| 34 | Kansas | 71,720 | 88,835 | 54.6 | 16.2 | 22.9 | 26.3 | 27.0 | 29.8 | 33.5 | 42.3 | 45.6 | 53.6 | 69.9 | 86.0 | 92.9 |
| | **South Atlantic:** | | | | | | | | | | | | | | | |
| 35 | Delaware | 3,240 | 4,059 | 43.5 | 21.9 | 29.5 | 28.9 | 38.5 | 49.8 | 46.6 | 52.9 | 60.4 | 67.0 | 74.2 | 84.3 | 83.3 |
| 36 | Maryland | 16,917 | 21,443 | 46.8 | 19.1 | 29.8 | 38.2 | 41.8 | 51.1 | 54.9 | 58.7 | 67.0 | 68.6 | 76.9 | 88.2 | 88.6 |
| 37 | District of Columbia[1] | 11 | 15 | 39.3 | (*) | (*) | (*) | (*) | (*) | (*) | (*) | (*) | (*) | (*) | (*) | (*) |
| 38 | Virginia | 41,702 | 49,099 | 27.6 | 13.0 | 16.7 | 20.0 | 24.7 | 29.2 | 34.6 | 37.5 | 45.0 | 47.8 | 54.8 | 70.3 | 81.0 |
| 39 | West Virginia | 21,621 | 24,615 | 26.6 | 17.9 | 19.2 | 19.7 | 21.8 | 25.7 | 29.8 | 35.4 | 39.1 | 44.6 | 47.9 | 66.4 | 73.2 |
| 40 | North Carolina | 55,396 | 60,410 | 19.2 | 10.8 | 11.9 | 15.4 | 19.4 | 23.9 | 29.0 | 34.5 | 39.5 | 44.2 | 51.5 | 59.7 | 75.6 |
| 41 | South Carolina | 25,440 | 29,714 | 18.3 | 8.1 | 8.9 | 14.0 | 18.3 | 22.5 | 28.7 | 34.0 | 38.5 | 44.3 | 51.1 | 64.1 | 80.0 |
| 42 | Georgia | 55,396 | 62,865 | 28.0 | 15.6 | 14.8 | 17.7 | 22.4 | 29.4 | 34.0 | 38.6 | 41.6 | 46.0 | 54.4 | 64.9 | 76.8 |
| 43 | Florida | 20,809 | 29,356 | 36.6 | 22.0 | 28.5 | 31.4 | 31.7 | 34.0 | 46.0 | 46.8 | 48.8 | 57.3 | 64.0 | 71.8 | 82.0 |
| | **East South Central:** | | | | | | | | | | | | | | | |
| 44 | Kentucky | 49,794 | 54,957 | 22.8 | 11.8 | 14.1 | 17.2 | 19.0 | 22.7 | 27.2 | 32.6 | 39.4 | 41.2 | 51.0 | 64.2 | 77.8 |
| 45 | Tennessee | 55,600 | 60,272 | 24.0 | 12.5 | 13.6 | 18.8 | 23.5 | 27.7 | 33.3 | 35.9 | 43.7 | 45.5 | 50.8 | 67.3 | 73.1 |
| 46 | Alabama | 47,102 | 52,743 | 22.3 | 10.6 | 11.8 | 17.8 | 21.4 | 26.1 | 31.0 | 33.8 | 38.0 | 43.2 | 47.8 | 56.8 | 72.9 |
| 47 | Mississippi | 50,166 | 56,210 | 20.0 | 7.0 | 8.1 | 18.0 | 24.1 | 28.2 | 33.5 | 36.2 | 42.4 | 42.7 | 53.4 | 63.0 | 81.6 |
| | **West South Central:** | | | | | | | | | | | | | | | |
| 48 | Arkansas | 56,510 | 63,435 | 31.0 | 12.2 | 13.6 | 24.9 | 32.8 | 35.0 | 41.6 | 46.1 | 48.7 | 53.3 | 61.2 | 75.2 | 83.5 |
| 49 | Louisiana | 30,918 | 36,824 | 24.9 | 12.9 | 15.7 | 22.6 | 28.5 | 32.5 | 37.2 | 42.7 | 49.8 | 50.0 | 60.4 | 66.8 | 81.2 |
| 50 | Oklahoma | 59,903 | 68,871 | 42.1 | 17.4 | 19.2 | 19.9 | 25.0 | 28.7 | 33.9 | 41.1 | 43.7 | 50.9 | 64.1 | 79.1 | 82.4 |
| 51 | Texas | 121,827 | 146,537 | 36.8 | 16.3 | 20.0 | 21.9 | 24.9 | 27.6 | 30.2 | 35.0 | 40.1 | 44.7 | 55.5 | 70.3 | 81.7 |
| | **Mountain:** | | | | | | | | | | | | | | | |
| 52 | Montana | 26,602 | 38,670 | 75.8 | 30.2 | 45.7 | 53.8 | 59.7 | 61.3 | 59.7 | 65.2 | 72.1 | 72.7 | 73.6 | 81.5 | 89.2 |
| 53 | Idaho | 22,766 | 29,662 | 56.5 | 29.9 | 37.1 | 36.3 | 45.2 | 50.5 | 60.3 | 62.4 | 73.1 | 75.7 | 77.9 | 85.0 | 89.9 |
| 54 | Wyoming | 9,118 | 12,617 | 72.3 | 40.2 | 42.9 | 51.7 | 42.9 | 59.5 | 56.2 | 67.9 | 67.6 | 73.9 | 75.9 | 74.4 | 86.0 |
| 55 | Colorado | 31,005 | 42,681 | 68.1 | 39.7 | 46.1 | 55.5 | 56.0 | 67.1 | 68.3 | 72.1 | 77.1 | 74.3 | 70.6 | 76.5 | 87.0 |
| 56 | New Mexico | 11,728 | 15,072 | 49.9 | 26.6 | 29.7 | 42.0 | 49.3 | 48.8 | 53.7 | 44.5 | 56.9 | 56.5 | 56.6 | 65.6 | 77.4 |
| 57 | Arizona | 5,536 | 8,600 | 53.2 | 24.2 | 35.6 | 47.1 | 52.7 | 55.6 | 56.3 | 72.3 | 75.4 | 85.6 | 73.0 | 81.7 | 81.0 |
| 58 | Utah | 12,824 | 15,352 | 53.0 | 28.3 | 41.9 | 46.0 | 55.5 | 58.1 | 61.6 | 61.4 | 66.3 | 68.0 | 70.3 | 78.7 | 86.8 |
| 59 | Nevada | 1,967 | 3,123 | 63.1 | 39.6 | 43.4 | 40.6 | 50.0 | 57.0 | 50.0 | 59.7 | 73.3 | 86.7 | 82.4 | 85.4 | 88.2 |
| | **Pacific:** | | | | | | | | | | | | | | | |
| 60 | Washington | 34,854 | 48,127 | 49.9 | 28.4 | 39.1 | 44.9 | 53.5 | 55.6 | 57.2 | 63.2 | 71.8 | 64.7 | 78.5 | 86.4 | 93.6 |
| 61 | Oregon | 29,710 | 39,402 | 49.7 | 24.5 | 35.1 | 45.9 | 50.9 | 55.0 | 61.8 | 64.4 | 63.9 | 72.4 | 73.5 | 77.9 | 87.6 |
| 62 | California | 71,149 | 110,563 | 51.9 | 28.7 | 42.7 | 54.8 | 67.0 | 67.7 | 72.7 | 70.5 | 78.7 | 80.2 | 80.8 | 86.5 | 89.3 |

* Not available.

[1] Data for District of Columbia not included in totals.

## Table 25.—AUTOMOBILES—FARMS REPORTING AND NUMBER, WITH PERCENT OF FARMS REPORTING IN EACH SIZE-OF-FARM GROUP; BY DIVISIONS AND STATES: 1950

[Data are based on reports for only a sample of farms. See text. Base data in Volume I]

| | Region, division, and State | Automobiles | | Percent of farms in each size-of-farm group reporting automobiles | | | | | | | | | | | |
|---|---|---|---|---|---|---|---|---|---|---|---|---|---|---|---|
| | | Farms reporting | Number | Total, all farms | Under 10 acres | 10-29 acres | 30-49 acres | 50-69 acres | 70-99 acres | 100-139 acres | 140-179 acres | 180-219 acres | 220-259 acres | 260-499 acres | 500-999 acres | 1,000 acres and over |
| 1 | **United States** | 3,389,773 | 4,199,224 | 63.0 | 53.5 | 47.1 | 50.5 | 54.9 | 63.2 | 67.5 | 74.7 | 75.4 | 79.1 | 79.8 | 80.9 | 82.2 |
| 2 | The North | 1,831,489 | 2,306,661 | 80.8 | 66.2 | 71.1 | 72.1 | 75.0 | 78.9 | 81.6 | 85.3 | 86.0 | 87.6 | 88.0 | 88.6 | 88.7 |
| 3 | The South | 1,204,317 | 1,402,929 | 45.4 | 39.5 | 35.3 | 38.9 | 43.6 | 46.4 | 49.9 | 54.8 | 56.3 | 60.1 | 64.4 | 71.0 | 77.9 |
| 4 | The West | 353,967 | 489,634 | 76.7 | 73.3 | 75.3 | 77.5 | 78.6 | 79.1 | 77.9 | 75.4 | 78.0 | 77.6 | 76.7 | 77.9 | 80.6 |
| | **Geographic Divisions:** | | | | | | | | | | | | | | | |
| 5 | New England | 72,096 | 95,240 | 69.9 | 62.7 | 68.8 | 69.7 | 68.2 | 69.1 | 68.6 | 71.7 | 72.5 | 76.2 | 76.7 | 80.3 | 81.8 |
| 6 | Middle Atlantic | 228,826 | 309,184 | 77.2 | 67.6 | 74.2 | 74.9 | 75.9 | 77.4 | 79.2 | 81.3 | 82.8 | 82.7 | 84.5 | 86.1 | 82.5 |
| 7 | East North Central | 731,621 | 910,486 | 82.7 | 69.4 | 74.0 | 75.7 | 78.6 | 82.6 | 85.0 | 87.8 | 88.4 | 89.6 | 90.8 | 90.3 | 87.1 |
| 8 | West North Central | 798,946 | 991,751 | 81.3 | 61.7 | 64.2 | 64.8 | 68.9 | 75.0 | 79.7 | 85.0 | 85.7 | 87.7 | 87.9 | 88.7 | 88.9 |
| 9 | South Atlantic | 469,596 | 552,013 | 49.0 | 43.3 | 41.8 | 45.4 | 48.9 | 52.2 | 53.2 | 56.2 | 57.9 | 61.3 | 64.8 | 70.3 | 76.5 |
| 10 | East South Central | 333,936 | 380,350 | 36.6 | 32.1 | 27.7 | 31.7 | 36.7 | 39.6 | 43.4 | 46.6 | 50.5 | 52.7 | 55.9 | 64.6 | 76.0 |
| 11 | West South Central | 400,785 | 470,566 | 51.4 | 44.0 | 37.3 | 39.5 | 45.3 | 48.1 | 53.5 | 59.5 | 59.5 | 63.4 | 67.7 | 73.2 | 78.9 |
| 12 | Mountain | 141,502 | 187,113 | 72.7 | 63.4 | 64.1 | 70.5 | 70.7 | 76.5 | 75.2 | 72.9 | 74.3 | 73.6 | 73.0 | 75.2 | 78.9 |
| 13 | Pacific | 212,465 | 302,521 | 79.7 | 76.4 | 78.6 | 80.7 | 82.5 | 81.4 | 80.2 | 78.7 | 81.9 | 82.4 | 82.7 | 83.4 | 89.1 |
| | **New England:** | | | | | | | | | | | | | | | |
| 14 | Maine | 19,879 | 23,937 | 65.5 | 59.7 | 57.9 | 60.0 | 60.7 | 66.9 | 64.7 | 68.3 | 68.8 | 75.0 | 73.5 | 73.6 | 83.0 |
| 15 | New Hampshire | 9,446 | 12,068 | 70.6 | 66.9 | 72.6 | 67.7 | 71.2 | 69.1 | 69.0 | 70.2 | 72.2 | 69.1 | 73.2 | 86.6 | 71.2 |
| 16 | Vermont | 13,107 | 16,580 | 68.8 | 65.8 | 66.2 | 65.2 | 65.0 | 58.3 | 61.7 | 68.7 | 70.9 | 74.5 | 75.8 | 82.5 | 86.1 |
| 17 | Massachusetts | 15,763 | 21,443 | 71.0 | 60.8 | 68.0 | 76.5 | 73.0 | 73.6 | 77.0 | 78.1 | 80.6 | 81.8 | 82.3 | 82.1 | 78.4 |
| 18 | Rhode Island | 1,955 | 2,778 | 75.0 | 65.9 | 73.2 | 69.8 | 70.0 | 78.0 | 82.2 | 96.6 | 86.8 | 86.5 | 92.1 | 70.6 | 100.0 |
| 19 | Connecticut | 11,946 | 18,434 | 76.6 | 64.0 | 77.1 | 77.4 | 77.4 | 78.5 | 79.7 | 81.5 | 81.9 | 88.5 | 89.9 | 82.6 | 82.6 |
| | **Middle Atlantic:** | | | | | | | | | | | | | | | |
| 20 | New York | 97,294 | 129,895 | 78.0 | 67.7 | 73.3 | 76.5 | 77.1 | 77.3 | 79.1 | 79.9 | 82.6 | 82.4 | 83.6 | 86.4 | 82.5 |
| 21 | New Jersey | 18,864 | 27,756 | 76.1 | 65.8 | 74.7 | 75.3 | 79.0 | 80.9 | 82.2 | 90.1 | 86.9 | 88.8 | 88.6 | 85.8 | 87.9 |
| 22 | Pennsylvania | 112,668 | 151,533 | 76.8 | 68.2 | 74.7 | 73.8 | 74.7 | 77.1 | 79.0 | 81.9 | 82.5 | 82.3 | 85.7 | 85.7 | 81.2 |
| | **East North Central:** | | | | | | | | | | | | | | | |
| 23 | Ohio | 163,216 | 208,027 | 81.9 | 73.2 | 76.1 | 76.8 | 79.9 | 82.2 | 84.6 | 87.1 | 89.4 | 87.5 | 90.5 | 93.6 | 88.9 |
| 24 | Indiana | 133,235 | 159,223 | 80.0 | 68.9 | 72.7 | 74.3 | 75.7 | 79.0 | 81.4 | 86.6 | 87.1 | 90.1 | 90.7 | 87.9 | 86.3 |
| 25 | Illinois | 159,653 | 195,887 | 81.8 | 62.0 | 67.4 | 68.9 | 70.6 | 79.7 | 82.2 | 88.3 | 88.0 | 90.4 | 91.7 | 92.2 | 92.1 |
| 26 | Michigan | 130,187 | 164,756 | 83.7 | 71.7 | 77.7 | 79.1 | 81.5 | 84.5 | 86.3 | 88.0 | 88.9 | 90.4 | 90.6 | 86.8 | 78.3 |
| 27 | Wisconsin | 145,330 | 182,593 | 86.2 | 73.1 | 76.7 | 76.9 | 84.1 | 85.9 | 88.8 | 88.5 | 89.0 | 89.2 | 89.6 | 87.7 | 86.1 |
| | **West North Central:** | | | | | | | | | | | | | | | |
| 28 | Minnesota | 155,559 | 195,663 | 86.8 | 68.4 | 76.6 | 77.5 | 77.7 | 82.7 | 87.9 | 88.8 | 90.2 | 91.0 | 91.4 | 90.3 | 90.6 |
| 29 | Iowa | 180,974 | 228,097 | 89.1 | 65.1 | 72.6 | 77.4 | 80.3 | 86.9 | 90.2 | 92.9 | 92.8 | 93.5 | 94.4 | 94.1 | 85.0 |
| 30 | Missouri | 144,552 | 162,548 | 62.9 | 52.3 | 52.3 | 51.9 | 58.8 | 60.0 | 63.5 | 66.9 | 69.6 | 71.9 | 73.1 | 75.3 | 78.1 |
| 31 | North Dakota | 56,235 | 73,597 | 86.1 | 73.7 | 65.2 | 66.7 | 77.1 | 58.4 | 64.6 | 73.5 | 81.1 | 83.1 | 86.4 | 89.8 | 91.1 |
| 32 | South Dakota | 58,687 | 77,293 | 88.5 | 68.9 | 70.7 | 78.2 | 80.4 | 83.6 | 85.6 | 86.9 | 89.6 | 93.3 | 91.4 | 89.8 | 86.2 |
| 33 | Nebraska | 94,432 | 120,947 | 88.1 | 62.6 | 73.7 | 82.5 | 80.2 | 85.2 | 85.7 | 89.4 | 92.6 | 92.7 | 91.6 | 88.7 | 88.3 |
| 34 | Kansas | 108,507 | 133,606 | 82.6 | 65.8 | 71.8 | 73.5 | 75.7 | 76.2 | 79.5 | 79.8 | 84.1 | 85.0 | 87.0 | 90.0 | 91.9 |
| | **South Atlantic:** | | | | | | | | | | | | | | | |
| 35 | Delaware | 5,418 | 7,063 | 72.7 | 64.5 | 69.0 | 67.2 | 66.4 | 75.1 | 75.0 | 70.4 | 88.5 | 83.9 | 83.9 | 92.2 | 83.3 |
| 36 | Maryland | 26,805 | 36,476 | 74.1 | 66.4 | 64.1 | 70.6 | 74.0 | 75.5 | 77.5 | 79.4 | 82.9 | 84.8 | 84.0 | 87.3 | 87.1 |
| 37 | District of Columbia[1] | 6 | 29 | 21.4 | (*) | (*) | (*) | (*) | (*) | (*) | (*) | (*) | (*) | (*) | (*) | (*) |
| 38 | Virginia | 77,078 | 94,010 | 51.1 | 44.6 | 43.5 | 43.9 | 46.4 | 52.3 | 54.6 | 58.8 | 65.3 | 67.1 | 71.2 | 78.5 | 83.0 |
| 39 | West Virginia | 32,831 | 37,266 | 40.3 | 40.9 | 39.2 | 36.5 | 35.5 | 38.8 | 40.0 | 43.5 | 41.9 | 47.1 | 53.0 | 60.1 | 70.6 |
| 40 | North Carolina | 140,069 | 159,201 | 48.6 | 38.9 | 41.0 | 47.9 | 52.2 | 55.9 | 56.9 | 58.7 | 61.9 | 64.5 | 66.1 | 67.3 | 72.2 |
| 41 | South Carolina | 69,963 | 81,449 | 50.3 | 36.7 | 39.2 | 50.2 | 57.1 | 61.1 | 60.7 | 65.1 | 65.0 | 66.7 | 70.5 | 71.2 | 79.3 |
| 42 | Georgia | 89,237 | 100,525 | 45.1 | 42.3 | 38.4 | 38.8 | 43.4 | 46.8 | 47.0 | 48.9 | 48.1 | 52.3 | 58.0 | 66.8 | 75.1 |
| 43 | Florida | 28,195 | 36,023 | 49.6 | 54.1 | 51.4 | 43.4 | 45.0 | 41.2 | 44.2 | 46.1 | 49.3 | 49.3 | 56.8 | 67.2 | 75.4 |
| | **East South Central:** | | | | | | | | | | | | | | | |
| 44 | Kentucky | 102,938 | 119,846 | 47.2 | 38.6 | 39.4 | 40.1 | 42.1 | 49.7 | 53.1 | 58.2 | 62.3 | 62.9 | 64.9 | 71.6 | 77.6 |
| 45 | Tennessee | 99,095 | 113,072 | 42.8 | 39.2 | 35.6 | 38.7 | 41.6 | 45.0 | 47.4 | 52.1 | 54.4 | 56.2 | 62.2 | 67.9 | 74.9 |
| 46 | Alabama | 64,417 | 71,212 | 30.5 | 30.5 | 23.8 | 25.9 | 30.7 | 31.2 | 34.2 | 36.9 | 37.9 | 42.5 | 46.8 | 58.5 | 74.1 |
| 47 | Mississippi | 67,486 | 76,220 | 26.9 | 19.7 | 19.9 | 26.3 | 29.6 | 30.4 | 31.2 | 33.3 | 38.8 | 43.0 | 48.2 | 64.7 | 78.2 |
| | **West South Central:** | | | | | | | | | | | | | | | |
| 48 | Arkansas | 57,931 | 65,077 | 31.8 | 27.9 | 26.1 | 31.2 | 32.9 | 32.2 | 32.8 | 32.0 | 36.1 | 37.0 | 39.9 | 57.2 | 74.8 |
| 49 | Louisiana | 48,489 | 56,183 | 39.1 | 37.8 | 32.7 | 36.5 | 39.9 | 41.5 | 44.6 | 45.0 | 49.4 | 57.4 | 65.3 | 74.3 | 79.7 |
| 50 | Oklahoma | 83,390 | 94,796 | 58.7 | 53.5 | 49.5 | 44.8 | 47.1 | 51.2 | 51.9 | 61.3 | 57.0 | 65.6 | 67.8 | 75.1 | 79.1 |
| 51 | Texas | 210,975 | 254,510 | 63.7 | 55.1 | 50.6 | 49.9 | 53.9 | 61.6 | 65.4 | 70.5 | 69.6 | 71.6 | 73.7 | 74.7 | 78.8 |
| | **Mountain:** | | | | | | | | | | | | | | | |
| 52 | Montana | 26,736 | 34,937 | 76.2 | 70.6 | 68.7 | 65.8 | 68.2 | 68.5 | 73.4 | 71.0 | 74.3 | 77.4 | 73.1 | 77.2 | 81.4 |
| 53 | Idaho | 31,825 | 39,995 | 78.9 | 74.5 | 76.6 | 82.2 | 76.9 | 83.3 | 81.2 | 75.0 | 78.0 | 71.0 | 76.0 | 81.2 | 84.5 |
| 54 | Wyoming | 9,319 | 12,812 | 73.9 | 70.1 | 67.3 | 63.8 | 60.7 | 73.5 | 76.3 | 80.5 | 77.6 | 70.7 | 72.6 | 68.3 | 76.4 |
| 55 | Colorado | 35,719 | 48,836 | 78.4 | 72.2 | 74.9 | 73.5 | 69.9 | 81.4 | 82.6 | 79.0 | 78.6 | 78.2 | 76.7 | 79.9 | 84.0 |
| 56 | New Mexico | 11,627 | 14,947 | 49.5 | 32.5 | 34.3 | 42.8 | 50.8 | 50.4 | 48.1 | 51.1 | 50.6 | 57.5 | 62.4 | 59.1 | 65.0 |
| 57 | Arizona | 7,025 | 11,751 | 67.5 | 61.1 | 63.0 | 57.3 | 65.3 | 75.0 | 66.4 | 68.0 | 75.4 | 88.4 | 77.6 | 75.0 | 74.2 |
| 58 | Utah | 17,246 | 20,769 | 71.3 | 67.6 | 70.3 | 73.6 | 76.3 | 75.1 | 71.2 | 70.5 | 76.6 | 70.9 | 66.9 | 64.8 | 74.2 |
| 59 | Nevada | 2,005 | 3,066 | 64.3 | 62.5 | 52.6 | 65.2 | 59.1 | 50.6 | 75.0 | 64.0 | 50.0 | 80.0 | 59.0 | 78.2 | 79.1 |
| | **Pacific:** | | | | | | | | | | | | | | | |
| 60 | Washington | 54,275 | 69,400 | 77.7 | 73.3 | 77.3 | 77.7 | 77.9 | 78.2 | 76.3 | 76.0 | 75.9 | 79.4 | 81.3 | 85.0 | 89.5 |
| 61 | Oregon | 47,459 | 61,816 | 79.4 | 78.4 | 79.0 | 77.5 | 81.0 | 81.5 | 77.7 | 77.3 | 82.7 | 85.0 | 80.2 | 80.8 | 81.4 |
| 62 | California | 110,731 | 171,305 | 80.8 | 77.0 | 79.1 | 83.8 | 85.8 | 83.5 | 84.2 | 81.5 | 84.8 | 82.3 | 84.8 | 83.7 | 84.5 |

*Not available.

[1]Data for District of Columbia not included in totals.

## Table 26.—TRACTORS—FARMS REPORTING AND NUMBER, WITH PERCENT OF FARMS REPORTING, IN EACH SIZE-OF-FARM GROUP, BY DIVISIONS AND STATES: 1950

[Data are based on reports for only a sample of farms. See text. Base data in Volume I]

| | Region, division, and State | Tractors | | Percent of farms in each size-of-farm group reporting tractors | | | | | | | | | | | |
|---|---|---|---|---|---|---|---|---|---|---|---|---|---|---|---|
| | | Farms reporting | Number | Total, all farms | Under 10 acres | 10-29 acres | 30-49 acres | 50-69 acres | 70-99 acres | 100-139 acres | 140-179 acres | 180-219 acres | 220-259 acres | 260-499 acres | 500-999 acres | 1,000 acres and over |
| 1 | **United States** | 2,525,206 | 3,609,281 | 46.9 | 15.2 | 17.7 | 24.7 | 32.6 | 46.9 | 57.3 | 70.2 | 73.3 | 78.9 | 82.0 | 84.9 | 82.0 |
| 2 | The North | 1,554,779 | 2,257,167 | 68.6 | 23.5 | 35.4 | 43.4 | 53.2 | 63.9 | 73.3 | 82.1 | 84.7 | 87.5 | 89.7 | 92.2 | 91.5 |
| 3 | The South | 692,858 | 922,304 | 26.1 | 6.5 | 8.2 | 13.3 | 20.0 | 27.8 | 36.8 | 47.2 | 52.6 | 59.0 | 67.6 | 75.5 | 73.2 |
| 4 | The West | 277,569 | 429,810 | 60.2 | 26.4 | 44.6 | 59.2 | 68.3 | 71.4 | 74.5 | 73.7 | 78.7 | 80.2 | 79.4 | 82.4 | 81.3 |
| | **Geographic Divisions:** | | | | | | | | | | | | | | | |
| 5 | New England | 46,352 | 62,868 | 44.9 | 20.9 | 33.6 | 39.0 | 42.8 | 44.5 | 48.1 | 55.4 | 55.8 | 61.5 | 67.4 | 73.4 | 84.3 |
| 6 | Middle Atlantic | 188,481 | 271,192 | 63.6 | 29.8 | 46.5 | 55.4 | 60.5 | 67.1 | 73.0 | 78.9 | 81.5 | 83.7 | 87.5 | 91.6 | 92.0 |
| 7 | East North Central | 614,276 | 892,060 | 69.4 | 26.2 | 37.7 | 48.4 | 58.4 | 70.0 | 78.8 | 85.7 | 88.6 | 90.7 | 92.4 | 93.8 | 91.3 |
| 8 | West North Central | 705,670 | 1,031,047 | 71.8 | 15.5 | 22.6 | 28.9 | 38.1 | 55.4 | 68.7 | 81.5 | 84.3 | 87.5 | 90.0 | 92.5 | 91.6 |
| 9 | South Atlantic | 222,363 | 284,163 | 23.2 | 7.8 | 9.7 | 14.2 | 19.2 | 27.2 | 34.7 | 41.3 | 48.1 | 54.6 | 61.4 | 71.0 | 77.9 |
| 10 | East South Central | 171,254 | 216,065 | 18.8 | 4.8 | 5.7 | 10.5 | 17.1 | 22.6 | 31.2 | 36.9 | 45.0 | 49.0 | 57.1 | 68.1 | 79.2 |
| 11 | West South Central | 299,241 | 422,076 | 38.4 | 7.0 | 9.6 | 16.2 | 27.0 | 35.5 | 46.0 | 58.7 | 62.4 | 67.6 | 75.0 | 79.5 | 70.8 |
| 12 | Mountain | 126,149 | 197,741 | 64.8 | 18.7 | 33.6 | 50.0 | 60.1 | 71.4 | 73.4 | 73.4 | 78.6 | 81.4 | 79.0 | 82.6 | 80.6 |
| 13 | Pacific | 151,420 | 232,069 | 56.8 | 28.8 | 47.8 | 63.3 | 72.3 | 71.3 | 75.4 | 74.0 | 78.8 | 78.8 | 80.1 | 82.0 | 83.5 |
| | **New England:** | | | | | | | | | | | | | | | |
| 14 | Maine | 12,794 | 16,665 | 42.1 | 17.1 | 23.7 | 28.0 | 33.6 | 38.5 | 43.8 | 52.4 | 52.6 | 59.2 | 65.8 | 68.0 | 81.0 |
| 15 | New Hampshire | 5,405 | 6,946 | 40.4 | 20.8 | 30.0 | 32.3 | 39.9 | 37.4 | 42.9 | 50.2 | 48.1 | 49.5 | 60.1 | 64.8 | 83.1 |
| 16 | Vermont | 8,417 | 10,662 | 44.2 | 14.8 | 20.2 | 23.0 | 27.3 | 31.1 | 37.9 | 46.3 | 51.3 | 59.2 | 66.0 | 76.2 | 83.6 |
| 17 | Massachusetts | 10,322 | 14,697 | 46.5 | 22.1 | 39.2 | 49.9 | 57.2 | 55.6 | 60.8 | 68.9 | 69.7 | 73.3 | 73.5 | 74.5 | 88.2 |
| 18 | Rhode Island | 1,290 | 1,944 | 49.5 | 20.6 | 42.5 | 51.8 | 58.0 | 67.9 | 66.7 | 75.9 | 53.9 | 100.0 | 60.6 | 100.0 | 100.0 |
| 19 | Connecticut | 8,124 | 11,954 | 52.1 | 24.0 | 40.4 | 50.3 | 55.4 | 61.6 | 64.8 | 76.2 | 77.9 | 76.2 | 87.2 | 95.1 | 100.0 |
| | **Middle Atlantic:** | | | | | | | | | | | | | | | |
| 20 | New York | 81,985 | 119,302 | 65.7 | 30.2 | 48.3 | 55.6 | 59.3 | 64.2 | 70.5 | 75.9 | 81.1 | 82.7 | 86.9 | 92.4 | 92.1 |
| 21 | New Jersey | 15,374 | 26,039 | 62.0 | 30.1 | 51.0 | 68.2 | 80.4 | 81.9 | 86.8 | 94.9 | 90.5 | 96.5 | 91.1 | 94.2 | 93.8 |
| 22 | Pennsylvania | 91,122 | 125,851 | 62.1 | 29.4 | 44.1 | 53.1 | 59.1 | 67.5 | 73.7 | 80.6 | 81.1 | 83.9 | 88.2 | 89.8 | 91.4 |
| | **East North Central:** | | | | | | | | | | | | | | | |
| 23 | Ohio | 127,390 | 182,481 | 63.9 | 30.1 | 42.6 | 50.0 | 57.8 | 66.8 | 73.8 | 81.2 | 85.8 | 86.6 | 90.5 | 93.3 | 90.5 |
| 24 | Indiana | 106,037 | 153,980 | 63.6 | 21.8 | 29.9 | 43.2 | 53.0 | 67.1 | 76.2 | 85.2 | 88.8 | 91.8 | 93.3 | 93.7 | 94.8 |
| 25 | Illinois | 141,988 | 234,789 | 72.7 | 18.1 | 27.9 | 38.9 | 47.0 | 68.8 | 81.2 | 90.2 | 91.4 | 93.7 | 94.6 | 96.1 | 93.6 |
| 26 | Michigan | 111,373 | 149,377 | 71.6 | 36.3 | 48.0 | 56.1 | 66.9 | 73.0 | 82.2 | 85.9 | 88.6 | 91.5 | 92.1 | 92.1 | 85.5 |
| 27 | Wisconsin | 127,488 | 171,433 | 75.6 | 29.8 | 43.0 | 49.6 | 67.4 | 73.3 | 81.3 | 84.4 | 87.1 | 87.4 | 88.7 | 89.9 | 90.2 |
| | **West North Central:** | | | | | | | | | | | | | | | |
| 28 | Minnesota | 142,911 | 204,200 | 79.8 | 20.3 | 35.1 | 42.0 | 55.0 | 69.9 | 80.8 | 88.8 | 91.7 | 91.6 | 93.9 | 94.7 | 95.4 |
| 29 | Iowa | 161,305 | 240,941 | 79.4 | 18.7 | 28.7 | 43.7 | 53.9 | 72.6 | 83.5 | 89.9 | 90.6 | 92.6 | 93.2 | 93.5 | 92.1 |
| 30 | Missouri | 100,312 | 125,536 | 43.6 | 10.6 | 13.6 | 16.4 | 26.0 | 32.1 | 45.5 | 55.4 | 65.0 | 69.7 | 76.1 | 79.3 | 83.2 |
| 31 | North Dakota | 58,338 | 98,676 | 89.3 | 14.2 | 30.3 | 31.0 | 45.8 | 58.4 | 50.8 | 73.0 | 83.1 | 84.5 | 91.6 | 96.1 | 95.1 |
| 32 | South Dakota | 56,267 | 88,274 | 84.8 | 20.4 | 26.0 | 40.2 | 42.0 | 61.9 | 69.5 | 83.3 | 86.7 | 91.8 | 91.3 | 91.9 | 88.2 |
| 33 | Nebraska | 87,567 | 127,154 | 81.7 | 15.5 | 28.5 | 43.3 | 43.3 | 69.1 | 80.2 | 85.7 | 91.3 | 91.7 | 91.4 | 91.0 | 90.4 |
| 34 | Kansas | 98,970 | 146,266 | 75.3 | 15.9 | 25.5 | 32.6 | 38.6 | 56.0 | 67.7 | 79.3 | 85.5 | 88.6 | 92.0 | 93.4 | 93.6 |
| | **South Atlantic:** | | | | | | | | | | | | | | | |
| 35 | Delaware | 4,046 | 6,125 | 54.3 | 15.7 | 24.0 | 41.6 | 49.0 | 69.0 | 67.7 | 70.9 | 80.0 | 85.3 | 91.1 | 98.3 | 88.9 |
| 36 | Maryland | 20,532 | 29,905 | 56.8 | 20.3 | 32.5 | 41.9 | 55.3 | 62.9 | 72.3 | 79.9 | 82.6 | 82.7 | 88.3 | 91.4 | 93.2 |
| 37 | District of Columbia[1] | 1 | 4 | 3.6 | (*) | (*) | (*) | (*) | (*) | (*) | (*) | (*) | (*) | (*) | (*) | (*) |
| 38 | Virginia | 36,515 | 48,133 | 24.2 | 9.5 | 10.6 | 13.1 | 17.3 | 24.0 | 31.7 | 37.7 | 49.4 | 54.6 | 61.4 | 74.5 | 82.7 |
| 39 | West Virginia | 11,602 | 13,934 | 14.2 | 9.7 | 8.0 | 7.6 | 8.7 | 12.1 | 15.2 | 19.2 | 24.3 | 31.5 | 40.9 | 54.1 | 66.9 |
| 40 | North Carolina | 62,686 | 73,497 | 21.7 | 6.0 | 10.1 | 16.6 | 22.4 | 31.8 | 40.4 | 44.7 | 52.4 | 58.3 | 63.0 | 70.6 | 80.0 |
| 41 | South Carolina | 23,454 | 30,282 | 16.8 | 3.7 | 5.9 | 9.8 | 16.4 | 23.3 | 29.7 | 36.5 | 47.5 | 51.5 | 59.2 | 68.3 | 85.9 |
| 42 | Georgia | 48,253 | 60,269 | 24.4 | 6.4 | 7.6 | 11.2 | 15.7 | 25.1 | 32.8 | 40.5 | 43.2 | 50.5 | 61.2 | 71.7 | 78.9 |
| 43 | Florida | 15,275 | 22,018 | 26.9 | 9.1 | 14.1 | 18.6 | 22.9 | 27.7 | 36.7 | 43.9 | 53.6 | 61.6 | 63.1 | 69.1 | 69.8 |
| | **East South Central:** | | | | | | | | | | | | | | | |
| 44 | Kentucky | 49,342 | 58,818 | 22.6 | 6.3 | 7.6 | 10.6 | 15.0 | 23.0 | 33.4 | 42.9 | 49.3 | 56.3 | 63.3 | 73.2 | 80.5 |
| 45 | Tennessee | 50,797 | 59,798 | 21.9 | 6.1 | 8.0 | 12.4 | 18.8 | 27.8 | 35.1 | 42.5 | 50.9 | 54.7 | 63.7 | 76.4 | 81.3 |
| 46 | Alabama | 37,783 | 45,751 | 17.9 | 4.5 | 5.8 | 10.4 | 17.7 | 22.2 | 29.8 | 33.0 | 39.4 | 41.2 | 48.8 | 59.6 | 74.3 |
| 47 | Mississippi | 33,332 | 51,698 | 13.3 | 2.3 | 3.4 | 9.1 | 16.7 | 16.6 | 23.7 | 26.1 | 35.4 | 38.6 | 51.5 | 69.0 | 83.6 |
| | **West South Central:** | | | | | | | | | | | | | | | |
| 48 | Arkansas | 41,369 | 60,308 | 22.7 | 4.6 | 6.6 | 14.2 | 24.9 | 27.0 | 32.3 | 35.9 | 42.4 | 43.6 | 53.9 | 71.9 | 83.7 |
| 49 | Louisiana | 23,486 | 35,735 | 18.9 | 4.1 | 7.0 | 13.9 | 23.8 | 29.9 | 37.7 | 43.0 | 54.8 | 54.4 | 65.0 | 73.7 | 83.8 |
| 50 | Oklahoma | 71,710 | 93,705 | 50.4 | 12.6 | 11.8 | 14.0 | 19.6 | 31.3 | 41.5 | 60.4 | 66.1 | 74.5 | 79.5 | 86.9 | 79.8 |
| 51 | Texas | 162,676 | 232,328 | 49.1 | 8.6 | 15.1 | 21.5 | 31.2 | 46.5 | 55.4 | 68.1 | 68.6 | 73.0 | 77.6 | 78.3 | 67.0 |
| | **Mountain:** | | | | | | | | | | | | | | | |
| 52 | Montana | 27,151 | 44,890 | 77.4 | 24.1 | 38.3 | 42.9 | 46.9 | 56.2 | 65.1 | 66.8 | 78.4 | 77.4 | 77.5 | 85.7 | 91.4 |
| 53 | Idaho | 27,541 | 39,398 | 68.3 | 20.2 | 34.8 | 56.4 | 69.2 | 79.1 | 79.1 | 78.0 | 85.1 | 85.9 | 84.0 | 89.1 | 86.9 |
| 54 | Wyoming | 9,250 | 15,610 | 73.3 | 15.0 | 26.7 | 39.7 | 57.1 | 71.2 | 78.4 | 82.1 | 86.7 | 89.1 | 82.4 | 77.8 | 76.5 |
| 55 | Colorado | 32,162 | 53,117 | 70.6 | 22.5 | 42.3 | 54.0 | 56.0 | 76.1 | 78.3 | 80.6 | 79.3 | 81.8 | 80.7 | 84.9 | 85.2 |
| 56 | New Mexico | 10,526 | 15,780 | 44.8 | 13.9 | 23.0 | 37.9 | 52.6 | 60.3 | 57.6 | 50.7 | 63.2 | 67.1 | 69.2 | 67.8 | 51.0 |
| 57 | Arizona | 4,878 | 9,746 | 46.8 | 12.8 | 32.9 | 47.6 | 46.2 | 60.8 | 57.2 | 68.8 | 87.7 | 87.5 | 74.8 | 77.5 | 50.9 |
| 58 | Utah | 12,908 | 15,987 | 53.3 | 19.2 | 35.3 | 49.9 | 61.7 | 64.7 | 73.7 | 69.4 | 70.1 | 79.3 | 77.0 | 77.2 | 76.1 |
| 59 | Nevada | 1,733 | 3,213 | 55.6 | 16.7 | 13.2 | 34.8 | 63.6 | 57.0 | 64.3 | 57.6 | 73.3 | 80.0 | 76.6 | 80.8 | 80.4 |
| | **Pacific:** | | | | | | | | | | | | | | | |
| 60 | Washington | 40,247 | 55,061 | 57.6 | 34.9 | 46.5 | 56.6 | 65.5 | 65.6 | 68.7 | 72.0 | 78.5 | 77.5 | 83.7 | 88.0 | 91.6 |
| 61 | Oregon | 36,837 | 52,426 | 61.7 | 35.0 | 50.7 | 59.7 | 70.5 | 69.7 | 77.6 | 75.0 | 74.2 | 78.9 | 79.9 | 79.4 | 86.5 |
| 62 | California | 74,336 | 124,582 | 54.2 | 24.8 | 47.4 | 68.8 | 77.0 | 76.2 | 78.0 | 74.6 | 82.3 | 79.5 | 78.2 | 79.5 | 77.0 |

*Not available.

[1]Data for District of Columbia not included in totals.

## Table 27.—NO TRACTOR, HORSES, OR MULES—FARMS REPORTING, WITH PERCENT OF FARMS REPORTING IN EACH SIZE-OF-FARM GROUP; BY DIVISIONS AND STATES: 1950

[Data are based on reports for only a sample of farms. See text. Base data in Volume I]

| | Region, division, and State | Number of farms not reporting tractor, horses, or mules | Percent of farms in each size-of-farm group not reporting tractor, horses, or mules | | | | | | | | | | | |
|---|---|---|---|---|---|---|---|---|---|---|---|---|---|---|
| | | | Total, all farms | Under 10 acres | 10-29 acres | 30-49 acres | 50-69 acres | 70-99 acres | 100-139 acres | 140-179 acres | 180-219 acres | 220-259 acres | 260-499 acres | 500-999 acres | 1,000 acres and over |
| 1 | United States | 1,213,125 | 22.6 | 68.0 | 46.9 | 26.8 | 18.8 | 13.8 | 9.9 | 7.4 | 5.8 | 4.9 | 4.3 | 4.0 | 2.7 |
| 2 | The North | 372,785 | 16.4 | 68.6 | 47.5 | 30.6 | 20.5 | 13.7 | 8.5 | 5.7 | 4.2 | 3.5 | 2.8 | 2.3 | 1.5 |
| 3 | The South | 725,701 | 27.4 | 69.3 | 47.8 | 25.9 | 18.3 | 14.1 | 11.4 | 10.4 | 8.3 | 7.7 | 6.8 | 6.1 | 4.3 |
| 4 | The West | 114,639 | 24.8 | 62.9 | 39.2 | 21.6 | 15.3 | 12.3 | 10.2 | 9.7 | 7.1 | 7.1 | 7.1 | 4.7 | 2.4 |
| | **Geographic Divisions:** | | | | | | | | | | | | | | |
| 5 | New England | 34,948 | 33.9 | 72.5 | 52.9 | 43.3 | 35.1 | 29.3 | 23.1 | 15.9 | 12.6 | 10.4 | 8.9 | 8.1 | 3.4 |
| 6 | Middle Atlantic | 60,919 | 20.6 | 64.1 | 39.1 | 25.2 | 17.1 | 13.0 | 8.4 | 5.5 | 4.2 | 3.3 | 2.8 | 3.1 | 2.0 |
| 7 | East North Central | 152,645 | 17.2 | 66.6 | 46.6 | 28.8 | 18.3 | 11.9 | 7.4 | 4.7 | 3.9 | 3.5 | 2.5 | 1.8 | 1.9 |
| 8 | West North Central | 124,273 | 12.6 | 73.7 | 54.6 | 34.2 | 23.9 | 14.7 | 8.3 | 5.8 | 3.9 | 3.1 | 2.5 | 2.1 | 1.4 |
| 9 | South Atlantic | 277,453 | 28.9 | 69.6 | 45.4 | 27.3 | 19.7 | 15.3 | 12.0 | 11.1 | 8.5 | 8.5 | 7.8 | 7.4 | 6.7 |
| 10 | East South Central | 270,837 | 29.7 | 71.8 | 52.2 | 25.5 | 16.1 | 12.0 | 9.5 | 8.2 | 7.7 | 6.8 | 7.3 | 8.8 | 6.7 |
| 11 | West South Central | 177,411 | 22.7 | 65.4 | 44.2 | 24.4 | 19.2 | 15.1 | 13.0 | 11.5 | 8.7 | 7.6 | 6.0 | 4.8 | 3.2 |
| 12 | Mountain | 28,992 | 14.9 | 59.6 | 32.8 | 17.1 | 13.1 | 9.0 | 8.1 | 7.1 | 4.9 | 5.7 | 6.7 | 4.1 | 2.1 |
| 13 | Pacific | 85,647 | 32.1 | 63.9 | 41.0 | 23.6 | 16.3 | 15.3 | 12.0 | 13.1 | 9.5 | 8.7 | 7.6 | 5.8 | 2.3 |
| | **New England:** | | | | | | | | | | | | | | |
| 14 | Maine | 9,706 | 32.0 | 72.0 | 59.9 | 49.8 | 39.9 | 31.0 | 23.5 | 18.1 | 15.5 | 15.5 | 12.1 | 13.9 | 6.8 |
| 15 | New Hampshire | 5,030 | 37.6 | 72.1 | 57.4 | 53.0 | 39.4 | 34.2 | 27.2 | 22.7 | 16.9 | 20.5 | 12.3 | 11.3 | ..... |
| 16 | Vermont | 4,408 | 23.1 | 74.3 | 60.3 | 47.6 | 39.1 | 31.1 | 20.6 | 10.6 | 9.0 | 1.8 | 5.9 | 4.6 | 1.8 |
| 17 | Massachusetts | 9,081 | 40.9 | 73.7 | 48.0 | 37.4 | 27.2 | 28.2 | 21.9 | 16.0 | 6.8 | 6.1 | 8.5 | 3.8 | 3.0 |
| 18 | Rhode Island | 1,021 | 39.2 | 73.4 | 44.5 | 43.2 | 26.0 | 20.3 | 20.0 | 13.8 | 19.7 | ..... | 11.8 | ..... | ..... |
| 19 | Connecticut | 5,702 | 36.6 | 69.6 | 50.0 | 32.9 | 29.4 | 21.5 | 22.8 | 14.7 | 12.9 | 14.6 | 5.3 | 0.5 | ..... |
| | **Middle Atlantic:** | | | | | | | | | | | | | | |
| 20 | New York | 21,546 | 17.3 | 63.4 | 37.9 | 25.2 | 18.3 | 13.8 | 8.0 | 5.2 | 3.1 | 2.6 | 2.3 | 2.3 | 1.7 |
| 21 | New Jersey | 7,908 | 31.9 | 65.8 | 41.4 | 20.0 | 12.1 | 11.0 | 9.3 | 2.1 | 5.7 | 2.2 | 4.5 | 4.5 | 4.2 |
| 22 | Pennsylvania | 31,465 | 21.4 | 63.9 | 39.3 | 26.1 | 16.9 | 12.7 | 8.6 | 6.2 | 5.5 | 4.6 | 3.6 | 4.3 | 3.3 |
| | **East North Central:** | | | | | | | | | | | | | | |
| 23 | Ohio | 39,428 | 19.8 | 63.0 | 42.7 | 26.6 | 17.3 | 11.7 | 8.4 | 5.3 | 4.0 | 4.4 | 3.1 | 0.4 | 5.1 |
| 24 | Indiana | 37,954 | 22.8 | 71.4 | 54.4 | 33.2 | 22.4 | 13.8 | 9.7 | 5.7 | 5.2 | 4.1 | 3.0 | 2.6 | 2.... |
| 25 | Illinois | 30,471 | 15.6 | 73.0 | 50.5 | 28.7 | 19.5 | 11.8 | 7.1 | 4.3 | 3.1 | 2.8 | 2.2 | 1.2 | 1.2 |
| 26 | Michigan | 26,293 | 16.9 | 57.1 | 39.4 | 26.8 | 17.3 | 12.8 | 7.5 | 5.2 | 5.7 | 3.8 | 2.2 | 4.1 | 5.0 |
| 27 | Wisconsin | 18,499 | 11.0 | 64.4 | 44.2 | 29.3 | 14.6 | 10.1 | 5.0 | 3.7 | 2.5 | 3.3 | 2.3 | 1.9 | 4.0 |
| | **West North Central:** | | | | | | | | | | | | | | |
| 28 | Minnesota | 18,368 | 10.3 | 72.7 | 48.8 | 33.1 | 22.3 | 13.0 | 6.3 | 3.7 | 2.6 | 2.3 | 1.5 | 2.9 | 2.5 |
| 29 | Iowa | 22,572 | 11.1 | 74.3 | 52.9 | 28.3 | 19.8 | 10.3 | 5.6 | 4.3 | 3.0 | 2.2 | 1.8 | 1.1 | 2.... |
| 30 | Missouri | 49,388 | 21.5 | 76.1 | 59.3 | 38.2 | 25.1 | 18.5 | 11.4 | 8.1 | 6.4 | 4.5 | 3.4 | 4.1 | 2.7 |
| 31 | North Dakota | 3,235 | 5.0 | 75.3 | 43.9 | 36.8 | 20.8 | 25.7 | 22.3 | 15.6 | 5.1 | 5.8 | 3.0 | 1.4 | 1.5 |
| 32 | South Dakota | 3,948 | 6.0 | 67.8 | 51.0 | 23.9 | 26.8 | 16.7 | 10.8 | 7.2 | 5.6 | 2.8 | 2.1 | 1.5 | 0.6 |
| 33 | Nebraska | 9,564 | 8.9 | 71.4 | 48.8 | 27.1 | 23.5 | 12.5 | 8.1 | 5.3 | 2.9 | 3.1 | 2.3 | 2.3 | 1.4 |
| 34 | Kansas | 17,198 | 13.1 | 72.0 | 52.3 | 31.1 | 27.2 | 15.4 | 10.7 | 8.4 | 3.6 | 4.4 | 3.6 | 2.6 | 1.9 |
| | **South Atlantic:** | | | | | | | | | | | | | | |
| 35 | Delaware | 1,761 | 23.6 | 71.4 | 41.2 | 23.0 | 21.8 | 10.7 | 14.0 | 9.6 | 3.7 | ..... | 2.9 | 1.7 | 5.6 |
| 36 | Maryland | 7,488 | 20.7 | 62.9 | 37.2 | 24.8 | 13.3 | 10.7 | 6.5 | 5.0 | 2.4 | 4.5 | 2.3 | 1.8 | 3.0 |
| 37 | District of Columbia[1] | 18 | 64.3 | (*) | (*) | (*) | (*) | (*) | (*) | (*) | (*) | (*) | (*) | (*) | (*) |
| 38 | Virginia | 45,324 | 30.1 | 69.3 | 49.3 | 30.5 | 22.5 | 16.5 | 12.5 | 11.0 | 7.0 | 6.9 | 5.6 | 3.9 | 3.1 |
| 39 | West Virginia | 26,906 | 33.0 | 71.6 | 53.2 | 39.4 | 29.9 | 22.1 | 16.3 | 14.0 | 10.8 | 13.9 | 8.9 | 4.7 | 3.1 |
| 40 | North Carolina | 82,969 | 28.8 | 69.6 | 42.6 | 22.2 | 15.8 | 12.7 | 10.0 | 9.8 | 7.7 | 10.2 | 9.2 | 13.8 | 6.1 |
| 41 | South Carolina | 40,466 | 29.1 | 67.2 | 43.1 | 22.9 | 16.2 | 12.0 | 11.6 | 11.0 | 8.2 | 6.3 | 8.7 | 9.0 | 6.0 |
| 42 | Georgia | 50,705 | 25.6 | 69.9 | 47.0 | 31.5 | 20.9 | 15.1 | 11.7 | 10.5 | 9.5 | 9.2 | 8.3 | 7.9 | 8.9 |
| 43 | Florida | 21,834 | 38.4 | 74.2 | 53.7 | 34.9 | 29.6 | 25.6 | 19.4 | 19.7 | 15.4 | 7.5 | 11.7 | 7.1 | 6.7 |
| | **East South Central:** | | | | | | | | | | | | | | |
| 44 | Kentucky | 56,576 | 25.9 | 69.1 | 48.0 | 28.6 | 17.1 | 12.8 | 9.1 | 6.6 | 5.4 | 3.9 | 4.6 | 6.0 | 5.4 |
| 45 | Tennessee | 69,020 | 29.8 | 72.2 | 53.1 | 28.8 | 17.3 | 11.5 | 8.6 | 7.3 | 6.6 | 4.9 | 4.9 | 6.9 | 4.7 |
| 46 | Alabama | 52,171 | 24.7 | 65.6 | 38.1 | 21.6 | 15.9 | 12.7 | 11.1 | 11.1 | 12.1 | 9.7 | 11.3 | 12.1 | 9.0 |
| 47 | Mississippi | 93,070 | 37.0 | 78.5 | 61.1 | 24.8 | 13.5 | 11.1 | 10.0 | 8.9 | 8.3 | 10.7 | 9.0 | 8.3 | 5.0 |
| | **West South Central:** | | | | | | | | | | | | | | |
| 48 | Arkansas | 52,302 | 28.7 | 74.0 | 56.7 | 22.9 | 16.0 | 13.1 | 10.9 | 9.0 | 7.6 | 7.8 | 7.1 | 6.0 | 5.0 |
| 49 | Louisiana | 31,685 | 25.5 | 55.5 | 34.1 | 16.9 | 13.5 | 11.5 | 12.1 | 9.8 | 10.1 | 12.1 | 8.7 | 7.6 | 3.8 |
| 50 | Oklahoma | 24,180 | 17.0 | 64.6 | 44.2 | 30.7 | 21.8 | 17.3 | 13.0 | 12.0 | 7.0 | 6.3 | 4.4 | 3.0 | 1.9 |
| 51 | Texas | 69,244 | 20.9 | 66.0 | 42.5 | 30.7 | 22.4 | 16.8 | 14.1 | 12.2 | 9.6 | 7.8 | 6.5 | 5.2 | 3.4 |
| | **Mountain:** | | | | | | | | | | | | | | |
| 52 | Montana | 3,341 | 9.5 | 58.8 | 41.1 | 28.8 | 20.2 | 14.7 | 14.4 | 11.7 | 4.1 | 11.0 | 8.9 | 4.3 | 1.5 |
| 53 | Idaho | 5,988 | 14.9 | 66.2 | 39.2 | 13.5 | 11.1 | 5.9 | 5.7 | 4.2 | 3.9 | 3.5 | 3.9 | 2.7 | 2.6 |
| 54 | Wyoming | 980 | 7.8 | 57.0 | 38.5 | 31.0 | 25.0 | 12.6 | 5.0 | 5.3 | ..... | 3.3 | 3.1 | 2.2 | 2.0 |
| 55 | Colorado | 6,621 | 14.5 | 63.8 | 33.7 | 15.7 | 19.2 | 9.9 | 6.8 | 7.6 | 4.4 | 3.8 | 7.7 | 4.5 | 2.2 |
| 56 | New Mexico | 3,725 | 15.8 | 40.2 | 20.3 | 19.1 | 15.2 | 11.2 | 12.3 | 10.7 | 10.5 | 13.8 | 9.1 | 6.7 | 4.6 |
| 57 | Arizona | 2,959 | 28.4 | 67.6 | 41.2 | 26.9 | 21.0 | 20.0 | 22.5 | 8.0 | 9.9 | 6.9 | 10.0 | 2.6 | 2.4 |
| 58 | Utah | 4,916 | 20.3 | 62.3 | 30.3 | 12.9 | 6.9 | 7.7 | 5.2 | 2.2 | 7.1 | 2.8 | 2.7 | 3.8 | 3.9 |
| 59 | Nevada | 462 | 14.8 | 56.2 | 39.5 | 26.1 | 4.5 | 3.8 | 7.1 | 12.7 | ..... | ..... | 5.9 | ..... | 2.2 |
| | **Pacific:** | | | | | | | | | | | | | | |
| 60 | Washington | 20,218 | 29.0 | 56.7 | 39.8 | 25.1 | 18.8 | 16.3 | 11.7 | 11.1 | 6.7 | 7.8 | 5.5 | 4.0 | 1.7 |
| 61 | Oregon | 15,625 | 26.2 | 57.9 | 37.3 | 24.9 | 15.1 | 14.9 | 11.4 | 11.7 | 11.4 | 6.8 | 7.8 | 7.3 | 1.9 |
| 62 | California | 49,804 | 36.3 | 68.3 | 42.9 | 22.3 | 15.6 | 14.8 | 12.5 | 15.4 | 9.7 | 10.5 | 8.7 | 6.3 | 3.2 |

*Not available.

[1] Data for District of Columbia not included in totals.

## Table 28.—TRACTOR AND NO HORSES OR MULES—FARMS REPORTING, WITH PERCENT OF FARMS REPORTING IN EACH SIZE-OF-FARM GROUP; BY DIVISIONS AND STATES: 1950

[Data are based on reports for only a sample of farms. See text. Base data in Volume I]

| | Region, division, and State | Number of farms reporting tractor and no horses or mules | Percent of farms in each size-of-farm group reporting tractor and no horses or mules | | | | | | | | | | | |
|---|---|---|---|---|---|---|---|---|---|---|---|---|---|---|
| | | | Total, all farms | Under 10 acres | 10-29 acres | 30-49 acres | 50-69 acres | 70-99 acres | 100-139 acres | 140-179 acres | 180-219 acres | 220-259 acres | 260-499 acres | 500-999 acres | 1,000 acres and over |
| 1 | **United States** | 1,249,073 | 23.2 | 13.6 | 14.0 | 16.8 | 19.3 | 25.9 | 28.0 | 33.5 | 32.0 | 33.7 | 31.8 | 26.0 | 15.8 |
| 2 | The North | 813,424 | 35.9 | 21.8 | 30.5 | 34.2 | 37.3 | 39.5 | 39.2 | 40.6 | 39.5 | 39.2 | 35.5 | 28.1 | 18.2 |
| 3 | The South | 278,325 | 10.5 | 5.3 | 5.2 | 6.6 | 8.7 | 10.9 | 13.5 | 19.4 | 18.0 | 20.7 | 24.1 | 20.5 | 10.9 |
| 4 | The West | 157,324 | 34.1 | 23.7 | 37.6 | 44.3 | 46.7 | 43.0 | 41.8 | 38.6 | 37.2 | 35.7 | 34.4 | 30.8 | 17.7 |
| | **Geographic Divisions:** | | | | | | | | | | | | | | |
| 5 | New England | 31,178 | 30.2 | 19.9 | 29.5 | 32.3 | 33.9 | 33.1 | 32.4 | 34.4 | 31.2 | 28.2 | 29.6 | 28.3 | 29.5 |
| 6 | Middle Atlantic | 113,512 | 38.3 | 27.9 | 40.4 | 42.5 | 41.7 | 41.2 | 39.9 | 37.2 | 38.6 | 35.9 | 33.8 | 32.2 | 35.1 |
| 7 | East North Central | 382,273 | 43.2 | 24.6 | 33.1 | 39.7 | 42.4 | 45.6 | 45.7 | 48.8 | 47.8 | 49.8 | 48.1 | 40.1 | 32.0 |
| 8 | West North Central | 286,461 | 29.2 | 13.7 | 18.0 | 20.7 | 22.9 | 30.0 | 30.6 | 35.7 | 33.2 | 34.2 | 31.1 | 26.3 | 17.3 |
| 9 | South Atlantic | 76,008 | 7.9 | 6.5 | 5.9 | 6.4 | 6.8 | 8.5 | 10.5 | 10.8 | 11.6 | 12.8 | 13.2 | 13.7 | 11.4 |
| 10 | East South Central | 50,715 | 5.6 | 3.8 | 3.9 | 5.4 | 6.8 | 6.7 | 6.6 | 6.7 | 6.7 | 6.8 | 8.1 | 6.8 | 7.2 |
| 11 | West South Central | 151,602 | 19.4 | 5.8 | 6.4 | 9.1 | 15.5 | 19.8 | 25.4 | 34.4 | 32.4 | 34.1 | 36.3 | 27.4 | 11.4 |
| 12 | Mountain | 50,079 | 25.7 | 14.7 | 23.1 | 29.2 | 29.1 | 33.4 | 31.3 | 33.0 | 28.4 | 29.9 | 30.2 | 29.7 | 16.2 |
| 13 | Pacific | 107,245 | 40.2 | 26.6 | 41.8 | 51.0 | 55.3 | 51.5 | 50.7 | 46.2 | 46.3 | 42.6 | 41.1 | 32.9 | 21.9 |
| | **New England:** | | | | | | | | | | | | | | |
| 14 | Maine | 8,735 | 28.8 | 16.6 | 21.6 | 24.0 | 27.7 | 29.5 | 30.1 | 33.1 | 31.9 | 32.9 | 33.9 | 37.0 | 33.3 |
| 15 | New Hampshire | 3,731 | 27.9 | 19.7 | 25.8 | 28.1 | 31.8 | 27.2 | 30.0 | 30.9 | 30.7 | 27.3 | 30.4 | 22.6 | 30.5 |
| 16 | Vermont | 3,656 | 19.2 | 13.1 | 18.0 | 18.7 | 19.1 | 21.0 | 21.4 | 23.1 | 20.4 | 15.6 | 18.0 | 18.3 | 14.8 |
| 17 | Massachusetts | 7,916 | 35.6 | 21.0 | 34.5 | 40.2 | 47.7 | 41.3 | 43.0 | 43.0 | 44.0 | 34.0 | 43.4 | 26.1 | 47.1 |
| 18 | Rhode Island | 1,041 | 39.9 | 19.8 | 33.3 | 45.2 | 42.0 | 52.7 | 48.9 | 72.4 | 32.9 | 83.8 | 44.9 | 100.0 | 60.0 |
| 19 | Connecticut | 6,099 | 39.1 | 22.9 | 35.5 | 40.7 | 40.5 | 45.6 | 44.2 | 56.7 | 49.3 | 46.3 | 48.5 | 48.9 | 34.8 |
| | **Middle Atlantic:** | | | | | | | | | | | | | | |
| 20 | New York | 41,912 | 33.6 | 28.1 | 42.1 | 41.3 | 39.1 | 34.7 | 33.4 | 28.7 | 31.2 | 29.7 | 27.0 | 25.4 | 30.3 |
| 21 | New Jersey | 11,669 | 47.1 | 28.5 | 44.0 | 54.8 | 60.0 | 56.5 | 57.3 | 59.2 | 61.2 | 62.6 | 60.3 | 54.2 | 54.2 |
| 22 | Pennsylvania | 59,931 | 40.8 | 27.5 | 38.3 | 41.3 | 41.5 | 44.2 | 43.4 | 44.0 | 46.1 | 42.8 | 43.6 | 42.1 | 36.0 |
| | **East North Central:** | | | | | | | | | | | | | | |
| 23 | Ohio | 92,916 | 46.6 | 28.5 | 37.5 | 41.8 | 43.7 | 49.1 | 51.4 | 55.1 | 55.9 | 57.0 | 57.1 | 45.1 | 30.5 |
| 24 | Indiana | 73,440 | 44.1 | 20.4 | 26.3 | 35.7 | 39.7 | 46.8 | 48.7 | 56.2 | 57.0 | 60.4 | 59.3 | 49.6 | 36.0 |
| 25 | Illinois | 79,541 | 40.7 | 16.2 | 23.9 | 28.6 | 29.2 | 39.6 | 42.2 | 51.0 | 47.9 | 51.4 | 48.4 | 39.0 | 33.3 |
| 26 | Michigan | 80,354 | 51.7 | 34.6 | 42.0 | 47.4 | 53.4 | 54.1 | 56.9 | 57.3 | 55.4 | 56.6 | 52.2 | 44.4 | 29.0 |
| 27 | Wisconsin | 56,022 | 33.2 | 28.5 | 38.4 | 39.6 | 40.8 | 37.2 | 33.1 | 30.9 | 29.4 | 28.1 | 26.8 | 24.3 | 29.9 |
| | **West North Central:** | | | | | | | | | | | | | | |
| 28 | Minnesota | 58,999 | 32.9 | 18.6 | 29.8 | 31.6 | 34.7 | 35.2 | 32.6 | 35.4 | 33.5 | 33.5 | 31.1 | 32.9 | 44.2 |
| 29 | Iowa | 80,710 | 39.7 | 17.2 | 23.2 | 32.6 | 33.8 | 42.9 | 43.3 | 45.6 | 41.8 | 42.8 | 37.0 | 28.8 | 19.4 |
| 30 | Missouri | 34,386 | 15.0 | 9.0 | 10.2 | 11.4 | 15.2 | 15.3 | 16.3 | 16.8 | 17.4 | 18.7 | 17.3 | 13.5 | 10.9 |
| 31 | North Dakota | 18,456 | 28.3 | 8.9 | 27.3 | 21.8 | 22.9 | 43.4 | 32.3 | 43.0 | 37.0 | 39.1 | 31.4 | 24.4 | 18.8 |
| 32 | South Dakota | 17,850 | 26.9 | 18.1 | 19.3 | 25.1 | 21.4 | 34.2 | 34.2 | 36.1 | 34.4 | 34.8 | 28.8 | 23.1 | 11.3 |
| 33 | Nebraska | 31,648 | 29.5 | 12.3 | 22.6 | 26.4 | 22.7 | 40.1 | 35.1 | 35.3 | 37.9 | 33.6 | 29.2 | 23.1 | 11.7 |
| 34 | Kansas | 44,412 | 33.8 | 13.9 | 19.9 | 23.7 | 23.0 | 33.0 | 32.9 | 37.8 | 38.0 | 38.7 | 40.0 | 35.5 | 26.6 |
| | **South Atlantic:** | | | | | | | | | | | | | | |
| 35 | Delaware | 1,737 | 24.0 | 14.0 | 19.2 | 22.3 | 27.5 | 31.8 | 26.0 | 22.8 | 26.5 | 20.4 | 32.0 | 29.6 | 25.0 |
| 36 | Maryland | 8,880 | 24.6 | 17.1 | 22.0 | 24.6 | 26.6 | 29.4 | 27.3 | 25.7 | 26.0 | 24.9 | 25.5 | 24.0 | 27.3 |
| 37 | District of Columbia[1] | 2 | 7.1 | (*) | (*) | (*) | (*) | (*) | (*) | (*) | (*) | (*) | (*) | (*) | (*) |
| 38 | Virginia | 12,033 | 8.0 | 8.3 | 7.4 | 6.6 | 6.9 | 6.9 | 8.6 | 7.5 | 9.4 | 11.8 | 11.6 | 13.0 | 7.9 |
| 39 | West Virginia | 5,509 | 6.8 | 9.0 | 6.4 | 5.1 | 4.6 | 6.0 | 6.6 | 7.8 | 7.7 | 10.8 | 10.7 | 7.6 | 8.8 |
| 40 | North Carolina | 16,145 | 5.6 | 4.4 | 4.9 | 5.5 | 5.0 | 6.0 | 7.3 | 6.1 | 7.0 | 9.5 | 9.3 | 10.5 | 14.2 |
| 41 | South Carolina | 6,943 | 5.0 | 3.0 | 3.4 | 3.8 | 4.4 | 5.7 | 8.8 | 9.0 | 10.9 | 10.6 | 8.8 | 12.8 | 8.3 |
| 42 | Georgia | 16,818 | 8.5 | 5.2 | 5.0 | 5.9 | 7.0 | 9.6 | 11.7 | 12.8 | 11.9 | 11.5 | 13.6 | 13.0 | 12.7 |
| 43 | Florida | 7,893 | 13.9 | 7.7 | 10.4 | 12.4 | 14.2 | 16.0 | 20.9 | 20.4 | 22.2 | 22.4 | 21.8 | 21.5 | 11.2 |
| | **East South Central:** | | | | | | | | | | | | | | |
| 44 | Kentucky | 11,166 | 5.1 | 4.8 | 5.2 | 4.7 | 4.8 | 5.0 | 5.1 | 5.7 | 6.2 | 4.6 | 6.8 | 3.9 | 6.2 |
| 45 | Tennessee | 13,987 | 6.0 | 4.8 | 5.7 | 5.9 | 6.4 | 6.7 | 6.8 | 6.3 | 5.4 | 6.1 | 7.0 | 5.8 | 7.2 |
| 46 | Alabama | 15,398 | 7.3 | 3.6 | 4.1 | 6.3 | 9.3 | 10.0 | 10.1 | 9.6 | 9.9 | 12.3 | 11.1 | 8.8 | 7.6 |
| 47 | Mississippi | 10,164 | 4.0 | 1.8 | 2.2 | 4.4 | 7.4 | 5.0 | 5.4 | 5.8 | 5.7 | 5.9 | 7.6 | 6.9 | 6.9 |
| | **West South Central:** | | | | | | | | | | | | | | |
| 48 | Arkansas | 16,625 | 9.1 | 3.9 | 4.7 | 8.4 | 8.6 | 11.4 | 10.9 | 11.4 | 11.3 | 12.0 | 14.7 | 16.8 | 13.0 |
| 49 | Louisiana | 6,000 | 4.8 | 2.8 | 2.9 | 4.1 | 6.2 | 7.0 | 8.4 | 9.0 | 9.7 | 11.4 | 11.3 | 10.4 | 7.0 |
| 50 | Oklahoma | 36,270 | 25.5 | 11.0 | 9.0 | 9.3 | 12.1 | 19.6 | 22.9 | 35.7 | 32.3 | 36.5 | 37.6 | 29.7 | 14.3 |
| 51 | Texas | 92,707 | 28.0 | 7.2 | 11.1 | 14.7 | 21.4 | 30.9 | 36.0 | 45.5 | 42.2 | 42.6 | 42.2 | 29.4 | 10.9 |
| | **Mountain:** | | | | | | | | | | | | | | |
| 52 | Montana | 9,666 | 27.6 | 20.4 | 30.4 | 28.3 | 24.4 | 29.5 | 29.9 | 29.7 | 26.9 | 26.9 | 32.5 | 35.1 | 21.9 |
| 53 | Idaho | 11,397 | 28.3 | 16.9 | 27.3 | 34.9 | 34.5 | 32.9 | 31.1 | 27.8 | 31.8 | 28.6 | 27.1 | 23.6 | 17.7 |
| 54 | Wyoming | 2,281 | 18.1 | 11.2 | 15.1 | 19.0 | 17.9 | 37.0 | 39.7 | 38.9 | 17.7 | 23.9 | 20.4 | 14.5 | 5.7 |
| 55 | Colorado | 14,220 | 31.2 | 17.2 | 29.3 | 32.9 | 28.9 | 43.9 | 41.2 | 42.9 | 38.5 | 38.2 | 33.2 | 32.9 | 19.5 |
| 56 | New Mexico | 5,275 | 22.4 | 9.7 | 15.7 | 27.0 | 37.3 | 39.7 | 34.6 | 34.0 | 30.7 | 31.0 | 39.9 | 30.3 | 7.2 |
| 57 | Arizona | 2,630 | 25.3 | 10.3 | 22.9 | 31.7 | 31.5 | 37.0 | 26.7 | 34.8 | 47.3 | 42.6 | 38.0 | 40.0 | 10.8 |
| 58 | Utah | 4,209 | 17.4 | 15.6 | 20.3 | 20.5 | 20.3 | 18.3 | 17.6 | 14.9 | 13.8 | 17.9 | 13.4 | 17.3 | 12.6 |
| 59 | Nevada | 401 | 12.9 | 10.4 | 5.3 | 18.8 | 27.3 | 25.3 | 10.7 | 21.2 | 3.3 | 6.7 | 19.5 | 2.5 | 5.4 |
| | **Pacific:** | | | | | | | | | | | | | | |
| 60 | Washington | 28,037 | 40.2 | 32.3 | 40.2 | 44.4 | 48.9 | 45.1 | 45.1 | 42.0 | 42.5 | 40.5 | 43.6 | 41.2 | 31.3 |
| 61 | Oregon | 24,903 | 41.7 | 32.8 | 45.5 | 47.7 | 55.3 | 48.0 | 50.1 | 45.0 | 44.6 | 41.9 | 40.0 | 24.2 | 14.8 |
| 62 | California | 54,305 | 39.6 | 22.7 | 41.4 | 56.2 | 59.0 | 58.2 | 54.3 | 49.7 | 49.8 | 44.3 | 40.3 | 31.9 | 20.1 |

* Not available.

[1] Data for District of Columbia not included in totals.

## Table 29.–CATTLE AND CALVES–FARMS REPORTING AND NUMBER, WITH PERCENT DISTRIBUTION OF THE NUMBER OF CATTLE AND CALVES, BY SIZE OF FARM; BY DIVISIONS AND STATES: 1950

[Data are based on reports for only a sample of farms. See text. Base data in Volume I]

| | Region, division, and State | Cattle and calves | | Percent distribution of cattle and calves | | | | | | | | | | |
|---|---|---|---|---|---|---|---|---|---|---|---|---|---|---|
| | | Farms reporting | Number | Under 10 acres | 10-29 acres | 30-49 acres | 50-69 acres | 70-99 acres | 100-139 acres | 140-179 acres | 180-219 acres | 220-259 acres | 260-499 acres | 500-999 acres | 1,000 acres and over |
| 1 | **United States** | 4,090,583 | 77,520,335 | 0.8 | 2.3 | 3.0 | 2.9 | 6.7 | 8.9 | 10.6 | 6.8 | 6.2 | 17.2 | 10.3 | 24.2 |
| 2 | The North | 1,853,041 | 39,614,759 | 0.5 | 1.1 | 1.8 | 2.2 | 7.4 | 11.1 | 14.8 | 9.3 | 8.8 | 22.0 | 10.2 | 10.8 |
| 3 | The South | 1,934,119 | 24,801,044 | 1.2 | 3.9 | 4.8 | 4.5 | 7.1 | 8.5 | 7.5 | 5.4 | 4.2 | 14.3 | 10.9 | 27.7 |
| 4 | The West | 303,423 | 13,104,532 | 1.3 | 2.8 | 3.1 | 2.1 | 4.2 | 3.2 | 3.9 | 2.2 | 2.1 | 7.9 | 9.3 | 57.9 |
| | **Geographic Divisions:** | | | | | | | | | | | | | | |
| 5 | New England | 66,745 | 1,105,512 | 0.9 | 2.3 | 3.1 | 4.4 | 7.4 | 12.8 | 12.8 | 10.3 | 9.6 | 24.8 | 8.9 | 2.6 |
| 6 | Middle Atlantic | 212,310 | 3,950,984 | 0.6 | 1.8 | 2.6 | 3.1 | 10.7 | 19.2 | 15.3 | 11.7 | 8.7 | 17.9 | 5.0 | 1.3 |
| 7 | East North Central | 718,799 | 12,276,515 | 0.6 | 1.6 | 2.7 | 3.1 | 12.3 | 17.1 | 17.8 | 11.8 | 9.1 | 18.3 | 4.5 | 1.2 |
| 8 | West North Central | 855,187 | 22,281,748 | 0.4 | 0.7 | 1.1 | 1.0 | 4.1 | 6.3 | 13.1 | 7.4 | 8.6 | 24.7 | 14.3 | 18.2 |
| 9 | South Atlantic | 622,976 | 5,520,089 | 1.5 | 4.6 | 5.4 | 5.6 | 7.8 | 10.1 | 7.7 | 6.3 | 4.6 | 14.5 | 10.4 | 21.5 |
| 10 | East South Central | 693,745 | 6,162,421 | 1.7 | 6.3 | 7.8 | 7.5 | 11.4 | 12.9 | 9.4 | 6.9 | 4.5 | 13.6 | 8.4 | 9.4 |
| 11 | West South Central | 617,398 | 13,118,534 | 0.9 | 2.5 | 3.1 | 2.7 | 4.7 | 5.7 | 6.6 | 4.3 | 3.8 | 14.6 | 12.2 | 38.8 |
| 12 | Mountain | 151,777 | 8,347,365 | 0.7 | 1.2 | 1.6 | 1.2 | 3.2 | 2.4 | 3.7 | 1.7 | 1.9 | 7.6 | 9.3 | 65.4 |
| 13 | Pacific | 151,646 | 4,757,167 | 2.5 | 5.6 | 5.7 | 3.7 | 5.8 | 4.5 | 4.1 | 3.1 | 2.4 | 8.3 | 9.4 | 44.9 |
| | **New England:** | | | | | | | | | | | | | | |
| 14 | Maine | 20,468 | 207,730 | 0.9 | 1.9 | 2.9 | 5.2 | 9.5 | 15.5 | 13.4 | 12.1 | 8.1 | 20.8 | 7.0 | 2.7 |
| 15 | New Hampshire | 8,293 | 114,513 | 1.0 | 2.4 | 2.6 | 4.3 | 6.5 | 12.2 | 10.8 | 8.9 | 9.1 | 27.5 | 11.3 | 3.5 |
| 16 | Vermont | 15,300 | 409,679 | 0.4 | 1.0 | 1.1 | 1.8 | 3.6 | 9.7 | 12.9 | 11.2 | 11.6 | 32.9 | 11.0 | 2.9 |
| 17 | Massachusetts | 11,641 | 180,306 | 1.7 | 4.9 | 6.6 | 7.4 | 11.6 | 13.3 | 12.5 | 8.2 | 7.1 | 18.1 | 6.6 | 2.0 |
| 18 | Rhode Island | 1,399 | 22,072 | 1.0 | 4.8 | 8.0 | 11.8 | 12.0 | 18.2 | 17.2 | 5.7 | 5.9 | 10.4 | 2.2 | 2.7 |
| 19 | Connecticut | 9,644 | 171,212 | 1.1 | 3.2 | 4.3 | 5.9 | 9.9 | 16.4 | 12.9 | 9.7 | 10.2 | 17.4 | 7.6 | 1.5 |
| | **Middle Atlantic:** | | | | | | | | | | | | | | |
| 20 | New York | 92,303 | 2,072,733 | 0.4 | 1.2 | 1.7 | 3.4 | 7.5 | 16.2 | 15.4 | 13.3 | 10.3 | 22.8 | 6.4 | 1.3 |
| 21 | New Jersey | 10,064 | 209,600 | 0.9 | 3.5 | 2.6 | 4.0 | 9.6 | 20.1 | 14.4 | 12.1 | 9.3 | 15.8 | 4.8 | 2.8 |
| 22 | Pennsylvania | 109,943 | 1,668,651 | 0.7 | 2.3 | 3.7 | 7.5 | 14.8 | 22.7 | 15.4 | 9.7 | 6.6 | 12.1 | 3.4 | 1.2 |
| | **East North Central:** | | | | | | | | | | | | | | |
| 23 | Ohio | 159,384 | 2,054,079 | 1.0 | 2.7 | 3.7 | 5.2 | 14.2 | 19.0 | 16.6 | 10.4 | 7.6 | 14.2 | 4.3 | 1.1 |
| 24 | Indiana | 134,492 | 1,795,422 | 1.1 | 3.0 | 3.9 | 4.0 | 11.5 | 15.0 | 15.9 | 11.2 | 8.6 | 19.2 | 5.1 | 1.6 |
| 25 | Illinois | 163,253 | 2,961,645 | 0.6 | 1.3 | 1.7 | 1.7 | 5.9 | 10.4 | 17.5 | 12.5 | 12.1 | 27.1 | 7.4 | 1.7 |
| 26 | Michigan | 114,462 | 1,708,666 | 0.4 | 1.4 | 4.0 | 3.8 | 15.3 | 18.8 | 17.2 | 11.4 | 7.9 | 15.3 | 3.4 | 1.2 |
| 27 | Wisconsin | 147,268 | 3,756,703 | 0.1 | 0.5 | 1.9 | 2.4 | 15.5 | 21.6 | 19.8 | 12.4 | 8.5 | 14.4 | 2.5 | 0.5 |
| | **West North Central:** | | | | | | | | | | | | | | |
| 28 | Minnesota | 152,394 | 3,147,488 | 0.2 | 0.6 | 1.4 | 1.1 | 7.4 | 11.5 | 22.2 | 12.0 | 12.6 | 25.1 | 5.0 | 1.0 |
| 29 | Iowa | 183,120 | 4,563,990 | 0.4 | 0.8 | 1.1 | 0.9 | 5.3 | 10.3 | 22.9 | 12.9 | 13.5 | 20.9 | 4.9 | 1.2 |
| 30 | Missouri | 198,751 | 3,297,496 | 0.7 | 1.6 | 3.0 | 2.8 | 8.6 | 11.8 | 12.9 | 9.9 | 9.3 | 24.8 | 10.2 | 4.3 |
| 31 | North Dakota | 53,406 | 1,616,501 | 0.1 | 0.2 | 0.2 | 0.1 | 0.2 | 0.3 | 2.0 | 0.9 | 1.5 | 23.9 | 37.3 | 33.3 |
| 32 | South Dakota | 58,755 | 2,514,239 | 0.1 | 0.2 | 0.3 | 0.2 | 0.6 | 0.7 | 4.9 | 2.2 | 4.2 | 23.2 | 21.1 | 42.2 |
| 33 | Nebraska | 95,223 | 3,621,942 | 0.3 | 0.4 | 0.6 | 0.4 | 1.5 | 1.9 | 9.2 | 4.1 | 6.8 | 21.6 | 14.7 | 38.4 |
| 34 | Kansas | 113,533 | 3,520,042 | 0.5 | 0.7 | 0.8 | 0.7 | 2.4 | 2.6 | 7.7 | 4.2 | 6.4 | 27.2 | 22.7 | 24.1 |
| | **South Atlantic:** | | | | | | | | | | | | | | |
| 35 | Delaware | 4,240 | 62,380 | 0.4 | 2.4 | 2.2 | 3.4 | 7.8 | 13.6 | 14.8 | 13.6 | 9.8 | 22.9 | 5.6 | 3.9 |
| 36 | Maryland | 24,528 | 434,869 | 0.8 | 2.0 | 2.8 | 3.7 | 8.0 | 16.2 | 14.9 | 11.2 | 8.6 | 18.9 | 8.7 | 4.2 |
| 37 | District of Columbia[1] | 5 | 200 | (*) | (*) | (*) | (*) | (*) | (*) | (*) | (*) | (*) | (*) | (*) | (*) |
| 38 | Virginia | 116,201 | 1,216,708 | 1.7 | 4.2 | 4.4 | 5.3 | 7.9 | 10.9 | 8.5 | 7.9 | 6.0 | 20.2 | 13.4 | 9.4 |
| 39 | West Virginia | 65,350 | 582,587 | 1.6 | 3.9 | 5.0 | 6.1 | 10.4 | 14.1 | 10.2 | 8.5 | 6.0 | 16.9 | 10.2 | 7.1 |
| 40 | North Carolina | 170,323 | 710,772 | 2.9 | 10.6 | 11.3 | 11.0 | 12.4 | 12.9 | 8.5 | 6.1 | 3.9 | 10.7 | 5.4 | 4.3 |
| 41 | South Carolina | 78,623 | 383,669 | 2.0 | 8.8 | 8.7 | 7.2 | 8.1 | 8.1 | 7.1 | 5.3 | 3.5 | 13.9 | 12.8 | 14.4 |
| 42 | Georgia | 133,670 | 996,581 | 1.3 | 4.2 | 6.0 | 6.7 | 8.2 | 10.6 | 7.2 | 5.7 | 4.6 | 15.6 | 12.7 | 17.2 |
| 43 | Florida | 30,041 | 1,132,519 | 0.7 | 1.8 | 2.6 | 1.4 | 2.6 | 3.3 | 2.4 | 2.2 | 1.6 | 6.7 | 8.4 | 66.3 |
| | **East South Central:** | | | | | | | | | | | | | | |
| 44 | Kentucky | 179,456 | 1,703,846 | 1.8 | 4.4 | 5.6 | 7.8 | 12.5 | 16.7 | 11.8 | 9.3 | 5.7 | 15.2 | 6.4 | 2.6 |
| 45 | Tennessee | 181,286 | 1,612,839 | 1.9 | 6.2 | 7.9 | 9.2 | 13.2 | 15.0 | 10.8 | 8.0 | 5.5 | 14.0 | 5.8 | 2.7 |
| 46 | Alabama | 161,494 | 1,279,738 | 1.6 | 6.3 | 8.7 | 6.0 | 8.3 | 7.7 | 5.8 | 4.4 | 2.7 | 12.6 | 12.8 | 23.3 |
| 47 | Mississippi | 171,509 | 1,565,998 | 1.6 | 8.4 | 9.3 | 6.8 | 11.1 | 10.9 | 8.5 | 5.1 | 3.8 | 12.3 | 9.7 | 12.4 |
| | **West South Central:** | | | | | | | | | | | | | | |
| 48 | Arkansas | 130,065 | 1,171,993 | 1.6 | 4.6 | 8.1 | 5.8 | 12.7 | 13.0 | 10.4 | 7.2 | 5.5 | 14.7 | 8.4 | 8.0 |
| 49 | Louisiana | 92,109 | 1,283,159 | 2.5 | 10.8 | 11.1 | 6.8 | 8.1 | 6.7 | 5.0 | 3.6 | 3.1 | 10.9 | 10.9 | 20.5 |
| 50 | Oklahoma | 123,536 | 2,649,974 | 0.6 | 1.2 | 2.1 | 1.7 | 4.5 | 4.9 | 11.6 | 4.6 | 5.4 | 23.0 | 15.5 | 24.9 |
| 51 | Texas | 271,688 | 8,011,408 | 0.6 | 1.4 | 1.5 | 1.9 | 3.0 | 4.8 | 4.6 | 3.8 | 3.1 | 12.4 | 11.9 | 50.9 |
| | **Mountain:** | | | | | | | | | | | | | | |
| 52 | Montana | 28,073 | 1,761,700 | 0.2 | 0.3 | 0.4 | 0.2 | 1.0 | 1.1 | 2.3 | 1.2 | 1.3 | 6.0 | 9.7 | 76.4 |
| 53 | Idaho | 34,152 | 970,189 | 1.5 | 2.8 | 5.2 | 3.4 | 11.0 | 6.5 | 7.5 | 3.9 | 4.1 | 12.4 | 11.2 | 30.5 |
| 54 | Wyoming | 10,703 | 1,030,501 | 0.1 | 0.2 | 0.2 | 0.1 | 0.7 | 0.9 | 2.1 | 0.9 | 1.1 | 6.2 | 7.1 | 80.9 |
| 55 | Colorado | 34,977 | 1,812,678 | 0.8 | 1.1 | 1.4 | 0.7 | 3.3 | 2.3 | 5.5 | 1.7 | 2.4 | 9.9 | 12.9 | 58.2 |
| 56 | New Mexico | 16,304 | 1,136,318 | 0.6 | 1.1 | 0.6 | 0.8 | 0.8 | 0.6 | 1.4 | 0.6 | 0.7 | 3.4 | 5.2 | 84.1 |
| 57 | Arizona | 6,296 | 660,501 | 1.3 | 1.9 | 1.9 | 1.9 | 2.1 | 2.1 | 3.0 | 0.7 | 1.7 | 6.5 | 6.4 | 70.3 |
| 58 | Utah | 18,709 | 550,997 | 1.4 | 3.5 | 4.9 | 4.9 | 7.9 | 7.5 | 5.9 | 4.7 | 3.0 | 12.1 | 8.9 | 35.3 |
| 59 | Nevada | 2,558 | 425,481 | 0.4 | 1.0 | 1.0 | 0.6 | 2.8 | 1.3 | 2.5 | 1.8 | 1.1 | 4.0 | 9.0 | 74.5 |
| | **Pacific:** | | | | | | | | | | | | | | |
| 60 | Washington | 50,788 | 900,204 | 2.4 | 6.9 | 7.5 | 5.7 | 8.5 | 6.6 | 6.7 | 3.6 | 3.3 | 10.3 | 9.4 | 29.2 |
| 61 | Oregon | 43,954 | 1,105,990 | 1.7 | 3.5 | 3.9 | 3.0 | 5.6 | 4.6 | 4.9 | 2.8 | 2.7 | 8.0 | 8.0 | 51.2 |
| 62 | California | 56,904 | 2,751,873 | 2.8 | 6.1 | 5.8 | 3.3 | 5.0 | 3.8 | 3.0 | 3.0 | 2.1 | 7.8 | 10.0 | 47.5 |

*Not available.

[1]Data for District of Columbia not included in totals.

# Table 30.—ALL COWS—FARMS REPORTING AND NUMBER, WITH PERCENT DISTRIBUTION OF THE NUMBER OF ALL COWS, BY SIZE OF FARM; BY DIVISIONS AND STATES: 1950

[Data are based on reports for only a sample of farms. See text. Base data in Volume I]

| | Region, division, and State | All cows | | Percent distribution of all cows | | | | | | | | | | | |
|---|---|---|---|---|---|---|---|---|---|---|---|---|---|---|---|
| | | Farms reporting | Number | Under 10 acres | 10-29 acres | 30-49 acres | 50-69 acres | 70-99 acres | 100-139 acres | 140-179 acres | 180-219 acres | 220-259 acres | 260-499 acres | 500-999 acres | 1,000 acres and over |
| 1 | **United States** | 3,958,585 | 37,567,618 | 1.0 | 2.7 | 3.4 | 3.3 | 7.4 | 9.7 | 10.7 | 6.9 | 5.9 | 16.0 | 9.7 | 23.3 |
| 2 | The North | 1,796,855 | 18,442,812 | 0.5 | 1.3 | 2.1 | 2.5 | 8.6 | 12.7 | 15.3 | 9.6 | 8.5 | 20.1 | 9.1 | 9.7 |
| 3 | The South | 1,873,667 | 12,920,327 | 1.4 | 4.4 | 5.2 | 4.8 | 7.3 | 8.7 | 7.5 | 5.4 | 4.1 | 14.0 | 10.8 | 26.4 |
| 4 | The West | 288,063 | 6,204,479 | 1.6 | 3.2 | 3.3 | 2.3 | 4.0 | 3.2 | 3.6 | 2.1 | 2.1 | 7.7 | 9.4 | 57.5 |
| | **Geographic Divisions:** | | | | | | | | | | | | | | |
| 5 | New England | 63,961 | 656,464 | 0.9 | 2.4 | 3.2 | 4.5 | 7.6 | 13.3 | 13.0 | 10.2 | 9.5 | 24.4 | 8.5 | 2.5 |
| 6 | Middle Atlantic | 202,901 | 2,318,979 | 0.6 | 1.6 | 2.4 | 4.9 | 10.4 | 19.3 | 15.6 | 12.0 | 8.9 | 18.0 | 5.1 | 1.2 |
| 7 | East North Central | 693,422 | 6,094,206 | 0.6 | 1.7 | 3.0 | 3.5 | 13.7 | 18.6 | 18.3 | 11.7 | 8.7 | 15.9 | 3.3 | 0.8 |
| 8 | West North Central | 836,571 | 9,373,163 | 0.4 | 0.8 | 1.3 | 1.2 | 4.8 | 7.2 | 13.3 | 7.6 | 8.2 | 23.1 | 13.9 | 18.1 |
| 9 | South Atlantic | 596,354 | 2,923,060 | 1.8 | 5.3 | 6.0 | 5.9 | 8.0 | 10.3 | 7.7 | 6.3 | 4.5 | 13.8 | 9.9 | 20.6 |
| 10 | East South Central | 675,197 | 3,237,662 | 2.0 | 7.0 | 8.4 | 7.9 | 11.7 | 12.7 | 9.2 | 6.5 | 4.2 | 12.7 | 8.1 | 9.4 |
| 11 | West South Central | 602,116 | 6,759,605 | 0.9 | 2.8 | 3.3 | 2.8 | 4.9 | 6.0 | 6.7 | 4.4 | 3.8 | 14.8 | 12.5 | 37.0 |
| 12 | Mountain | 147,366 | 3,965,907 | 0.7 | 1.2 | 1.5 | 1.2 | 2.7 | 2.2 | 3.2 | 1.5 | 1.6 | 7.0 | 9.3 | 67.8 |
| 13 | Pacific | 140,697 | 2,238,572 | 3.2 | 6.8 | 6.5 | 4.1 | 6.2 | 5.0 | 4.4 | 3.2 | 3.0 | 8.9 | 9.5 | 39.1 |
| | **New England:** | | | | | | | | | | | | | | |
| 14 | Maine | 19,676 | 108,805 | 1.0 | 1.9 | 2.9 | 5.2 | 9.7 | 15.9 | 13.8 | 11.9 | 7.7 | 20.8 | 6.8 | 2.5 |
| 15 | New Hampshire | 7,858 | 62,087 | 0.9 | 2.4 | 2.5 | 4.6 | 6.5 | 12.5 | 10.1 | 9.2 | 9.5 | 27.5 | 11.0 | 3.3 |
| 16 | Vermont | 14,984 | 249,223 | 0.4 | 0.9 | 1.1 | 1.7 | 3.7 | 10.1 | 13.0 | 11.3 | 11.7 | 32.4 | 10.6 | 3.1 |
| 17 | Massachusetts | 10,971 | 114,383 | 1.6 | 5.1 | 6.6 | 7.5 | 12.1 | 13.9 | 13.0 | 7.9 | 7.0 | 17.4 | 6.0 | 1.8 |
| 18 | Rhode Island | 1,314 | 15,222 | 0.7 | 4.7 | 8.9 | 12.5 | 10.9 | 18.6 | 17.2 | 6.3 | 5.7 | 10.1 | 2.2 | 2.2 |
| 19 | Connecticut | 9,158 | 106,744 | 1.1 | 3.0 | 4.3 | 5.8 | 10.2 | 16.9 | 13.5 | 9.7 | 9.6 | 17.2 | 7.4 | 1.4 |
| | **Middle Atlantic:** | | | | | | | | | | | | | | |
| 20 | New York | 89,225 | 1,285,662 | 0.5 | 1.0 | 1.5 | 3.3 | 7.4 | 16.4 | 15.5 | 13.5 | 10.4 | 22.8 | 6.5 | 1.2 |
| 21 | New Jersey | 9,505 | 139,245 | 0.9 | 3.7 | 2.7 | 3.8 | 9.8 | 20.9 | 15.0 | 12.1 | 9.2 | 14.8 | 4.8 | 2.4 |
| 22 | Pennsylvania | 104,171 | 894,072 | 0.7 | 2.1 | 3.6 | 7.3 | 14.9 | 23.3 | 15.8 | 9.9 | 6.6 | 11.7 | 3.1 | 1.0 |
| | **East North Central:** | | | | | | | | | | | | | | |
| 23 | Ohio | 152,588 | 1,020,233 | 1.1 | 3.0 | 4.1 | 5.7 | 15.1 | 19.9 | 16.7 | 10.1 | 7.4 | 12.6 | 3.3 | 0.9 |
| 24 | Indiana | 128,602 | 837,085 | 1.2 | 3.4 | 4.4 | 4.4 | 12.6 | 16.0 | 16.4 | 11.1 | 8.4 | 17.3 | 3.6 | 1.0 |
| 25 | Illinois | 157,301 | 1,257,974 | 0.8 | 1.7 | 2.2 | 2.1 | 7.3 | 12.3 | 18.6 | 13.0 | 11.7 | 23.7 | 5.6 | 1.1 |
| 26 | Michigan | 109,776 | 841,821 | 0.5 | 1.5 | 4.3 | 4.1 | 16.2 | 19.4 | 17.3 | 11.4 | 7.6 | 14.0 | 2.8 | 1.0 |
| 27 | Wisconsin | 145,155 | 2,137,093 | 0.1 | 0.5 | 2.0 | 2.6 | 16.3 | 22.5 | 20.1 | 12.2 | 8.3 | 13.0 | 2.1 | 0.4 |
| | **West North Central:** | | | | | | | | | | | | | | |
| 28 | Minnesota | 149,256 | 1,466,356 | 0.3 | 0.7 | 1.6 | 1.3 | 8.7 | 13.0 | 22.9 | 12.2 | 12.2 | 22.4 | 4.0 | 0.8 |
| 29 | Iowa | 177,946 | 1,652,930 | 0.5 | 1.0 | 1.4 | 1.2 | 6.7 | 12.3 | 23.7 | 13.5 | 12.6 | 22.8 | 3.6 | 0.8 |
| 30 | Missouri | 194,501 | 1,553,826 | 0.9 | 1.8 | 3.5 | 3.2 | 9.5 | 12.8 | 13.6 | 10.2 | 9.4 | 23.4 | 8.8 | 3.0 |
| 31 | North Dakota | 52,933 | 726,571 | 0.1 | 0.2 | 0.2 | 0.1 | 0.2 | 0.3 | 2.0 | 0.9 | 1.5 | 22.8 | 36.3 | 35.4 |
| 32 | South Dakota | 57,867 | 1,130,497 | 0.1 | 0.2 | 0.2 | 0.2 | 0.6 | 0.7 | 4.5 | 2.0 | 3.7 | 22.0 | 21.9 | 43.8 |
| 33 | Nebraska | 93,223 | 1,445,858 | 0.3 | 0.5 | 0.5 | 0.4 | 1.5 | 1.9 | 8.7 | 3.9 | 6.1 | 20.1 | 15.2 | 41.1 |
| 34 | Kansas | 110,845 | 1,397,125 | 0.6 | 0.9 | 1.0 | 0.9 | 2.9 | 3.0 | 8.6 | 4.5 | 7.0 | 28.2 | 22.5 | 19.9 |
| | **South Atlantic:** | | | | | | | | | | | | | | |
| 35 | Delaware | 4,008 | 35,487 | 0.3 | 2.2 | 2.4 | 3.7 | 8.2 | 14.3 | 15.3 | 13.8 | 9.5 | 22.5 | 5.5 | 2.4 |
| 36 | Maryland | 23,263 | 236,624 | 0.7 | 1.8 | 2.6 | 3.7 | 8.2 | 16.9 | 15.7 | 11.7 | 8.5 | 18.4 | 8.3 | 3.7 |
| 37 | District of Columbia[1] | 4 | 104 | (*) | (*) | (*) | (*) | (*) | (*) | (*) | (*) | (*) | (*) | (*) | (*) |
| 38 | Virginia | 113,017 | 607,570 | 2.2 | 5.4 | 5.4 | 6.2 | 8.7 | 11.9 | 8.5 | 8.0 | 5.9 | 18.8 | 11.7 | 7.3 |
| 39 | West Virginia | 63,667 | 286,349 | 2.2 | 5.2 | 5.7 | 6.9 | 11.4 | 15.0 | 10.6 | 8.6 | 5.6 | 15.3 | 8.6 | 4.8 |
| 40 | North Carolina | 162,716 | 396,996 | 3.6 | 12.2 | 12.4 | 11.5 | 12.4 | 12.7 | 7.7 | 5.9 | 3.4 | 9.5 | 4.7 | 3.9 |
| 41 | South Carolina | 74,029 | 212,541 | 2.2 | 10.1 | 9.7 | 7.7 | 8.0 | 8.3 | 6.9 | 4.8 | 3.4 | 12.8 | 12.4 | 13.6 |
| 42 | Georgia | 127,551 | 533,046 | 1.4 | 4.3 | 6.2 | 6.9 | 8.0 | 10.3 | 7.2 | 5.7 | 4.4 | 15.6 | 13.0 | 17.0 |
| 43 | Florida | 28,103 | 614,447 | 0.6 | 1.6 | 2.7 | 1.3 | 2.7 | 3.2 | 2.5 | 2.5 | 1.7 | 7.3 | 9.2 | 64.8 |
| | **East South Central:** | | | | | | | | | | | | | | |
| 44 | Kentucky | 175,225 | 860,841 | 2.4 | 5.6 | 6.6 | 9.0 | 13.6 | 17.3 | 11.5 | 8.8 | 5.2 | 13.0 | 5.0 | 1.8 |
| 45 | Tennessee | 176,396 | 824,193 | 2.2 | 7.3 | 8.8 | 9.8 | 13.7 | 14.8 | 10.6 | 7.7 | 5.2 | 12.7 | 5.0 | 2.2 |
| 46 | Alabama | 156,534 | 689,839 | 1.7 | 6.4 | 8.8 | 5.9 | 8.0 | 7.2 | 5.6 | 4.2 | 2.5 | 12.4 | 13.2 | 24.0 |
| 47 | Mississippi | 167,042 | 862,789 | 1.7 | 8.7 | 9.5 | 6.6 | 10.8 | 10.6 | 8.5 | 5.0 | 3.7 | 12.7 | 9.9 | 12.3 |
| | **West South Central:** | | | | | | | | | | | | | | |
| 48 | Arkansas | 126,108 | 619,721 | 1.7 | 5.0 | 8.4 | 6.0 | 12.9 | 13.2 | 10.1 | 7.0 | 5.3 | 14.4 | 8.1 | 7.8 |
| 49 | Louisiana | 89,483 | 739,804 | 2.5 | 10.5 | 10.6 | 6.7 | 7.9 | 6.7 | 5.0 | 3.6 | 3.3 | 11.2 | 11.3 | 20.8 |
| 50 | Oklahoma | 121,266 | 1,264,086 | 0.7 | 1.4 | 2.3 | 1.8 | 4.8 | 5.2 | 12.1 | 5.0 | 5.6 | 23.3 | 15.4 | 22.5 |
| 51 | Texas | 265,259 | 4,135,994 | 0.6 | 1.5 | 1.6 | 2.0 | 3.2 | 5.0 | 4.8 | 4.1 | 3.2 | 12.9 | 12.4 | 48.7 |
| | **Mountain:** | | | | | | | | | | | | | | |
| 52 | Montana | 27,631 | 898,928 | 0.2 | 0.3 | 0.3 | 0.2 | 0.9 | 1.1 | 2.1 | 1.1 | 1.1 | 5.7 | 9.7 | 77.3 |
| 53 | Idaho | 33,285 | 416,703 | 1.6 | 3.0 | 5.4 | 3.6 | 10.5 | 6.3 | 7.1 | 3.6 | 3.9 | 12.4 | 11.5 | 31.0 |
| 54 | Wyoming | 10,477 | 495,716 | 0.1 | 0.2 | 0.2 | 0.1 | 0.6 | 0.7 | 2.0 | 0.9 | 0.9 | 5.3 | 7.3 | 81.7 |
| 55 | Colorado | 33,861 | 778,674 | 0.6 | 0.9 | 1.1 | 0.8 | 2.1 | 2.0 | 3.9 | 1.4 | 1.7 | 9.0 | 13.7 | 62.9 |
| 56 | New Mexico | 15,745 | 583,609 | 0.8 | 1.4 | 0.7 | 0.8 | 0.8 | 0.6 | 1.5 | 0.5 | 0.7 | 3.5 | 4.9 | 83.8 |
| 57 | Arizona | 5,855 | 312,330 | 1.4 | 2.1 | 2.0 | 2.1 | 2.1 | 2.1 | 3.1 | 0.6 | 1.4 | 5.6 | 6.3 | 71.3 |
| 58 | Utah | 18,020 | 267,329 | 1.7 | 3.6 | 5.1 | 4.5 | 7.6 | 7.2 | 5.5 | 4.6 | 2.6 | 11.4 | 8.9 | 37.4 |
| 59 | Nevada | 2,492 | 212,618 | 0.4 | 1.1 | 1.1 | 0.7 | 2.8 | 1.2 | 2.3 | 1.7 | 1.1 | 4.5 | 8.8 | 74.3 |
| | **Pacific:** | | | | | | | | | | | | | | |
| 60 | Washington | 47,265 | 438,749 | 2.3 | 6.8 | 8.0 | 6.2 | 9.0 | 7.1 | 6.6 | 3.7 | 3.2 | 10.3 | 8.3 | 28.3 |
| 61 | Oregon | 41,472 | 529,206 | 1.7 | 3.8 | 4.1 | 3.3 | 5.8 | 4.9 | 4.8 | 3.0 | 3.1 | 8.1 | 7.7 | 49.8 |
| 62 | California | 51,960 | 1,270,617 | 4.2 | 8.1 | 7.0 | 3.6 | 5.4 | 4.4 | 3.5 | 3.2 | 2.8 | 8.8 | 10.6 | 38.4 |

* Not available.

[1] Data for District of Columbia not included in totals.

## Table 31.—HOGS AND PIGS—FARMS REPORTING AND NUMBER, WITH PERCENT DISTRIBUTION OF THE NUMBER OF HOGS AND PIGS, BY SIZE OF FARM; BY DIVISIONS AND STATES: 1950

[Data are based on reports for only a sample of farms. See text. Base data in Volume I]

| | Region, division, and State | Hogs and pigs | | Percent distribution of hogs and pigs | | | | | | | | | | |
|---|---|---|---|---|---|---|---|---|---|---|---|---|---|---|
| | | Farms reporting | Number | Under 10 acres | 10-29 acres | 30-49 acres | 50-69 acres | 70-99 acres | 100-139 acres | 140-179 acres | 180-219 acres | 220-259 acres | 260-499 acres | 500-999 acres | 1,000 acres and over |
| 1 | United States | 3,030,217 | 56,291,740 | 1.5 | 3.8 | 4.1 | 3.5 | 8.1 | 11.3 | 16.7 | 10.2 | 9.7 | 21.2 | 6.6 | 3.3 |
| 2 | The North | 1,254,917 | 41,061,033 | 0.9 | 1.4 | 1.7 | 1.8 | 7.0 | 11.3 | 19.7 | 11.8 | 11.6 | 24.3 | 6.4 | 2.0 |
| 3 | The South | 1,653,419 | 13,611,998 | 2.8 | 10.4 | 10.8 | 8.7 | 11.4 | 12.1 | 9.0 | 6.2 | 4.4 | 12.4 | 6.8 | 5.1 |
| 4 | The West | 121,881 | 1,618,709 | 5.7 | 8.3 | 7.0 | 5.1 | 7.7 | 5.6 | 7.2 | 3.7 | 4.6 | 15.5 | 11.0 | 18.7 |
| | **Geographic Divisions:** | | | | | | | | | | | | | | |
| 5 | New England | 16,505 | 168,975 | 7.0 | 16.4 | 10.1 | 7.6 | 8.4 | 7.7 | 13.4 | 4.9 | 4.2 | 9.9 | 7.4 | 3.0 |
| 6 | Middle Atlantic | 93,476 | 983,770 | 9.6 | 7.6 | 7.2 | 7.8 | 14.0 | 17.5 | 10.4 | 6.6 | 5.1 | 8.3 | 4.0 | 1.9 |
| 7 | East North Central | 497,499 | 16,492,098 | 0.8 | 1.6 | 2.2 | 2.5 | 8.9 | 13.9 | 17.9 | 12.7 | 10.5 | 22.4 | 5.3 | 1.2 |
| 8 | West North Central | 647,437 | 23,416,190 | 0.5 | 0.9 | 1.1 | 1.0 | 5.4 | 9.3 | 21.3 | 11.5 | 12.7 | 26.4 | 7.3 | 2.6 |
| 9 | South Atlantic | 638,412 | 5,184,955 | 2.7 | 10.8 | 11.5 | 10.0 | 11.3 | 12.3 | 8.1 | 6.0 | 4.3 | 11.3 | 6.4 | 5.3 |
| 10 | East South Central | 601,483 | 4,936,774 | 2.7 | 10.5 | 10.5 | 9.0 | 12.7 | 13.7 | 9.4 | 6.8 | 4.4 | 11.7 | 5.5 | 3.2 |
| 11 | West South Central | 413,524 | 3,490,269 | 3.1 | 9.5 | 10.0 | 6.3 | 9.8 | 9.3 | 9.7 | 5.8 | 4.8 | 14.9 | 9.1 | 7.7 |
| 12 | Mountain | 71,819 | 775,552 | 3.1 | 4.9 | 5.5 | 4.0 | 8.5 | 6.3 | 9.6 | 4.9 | 3.6 | 15.7 | 12.7 | 21.3 |
| 13 | Pacific | 50,062 | 843,157 | 8.1 | 11.5 | 8.3 | 6.0 | 7.0 | 5.0 | 5.0 | 2.6 | 5.5 | 15.3 | 9.4 | 16.3 |
| | **New England:** | | | | | | | | | | | | | | |
| 14 | Maine | 6,433 | 38,043 | 1.5 | 2.0 | 2.8 | 6.4 | 8.6 | 12.3 | 11.3 | 9.0 | 14.4 | 12.8 | 17.2 | 1.8 |
| 15 | New Hampshire | 2,236 | 14,072 | 3.1 | 10.5 | 7.1 | 17.6 | 4.2 | 6.0 | 7.5 | 5.0 | 3.8 | 21.1 | 8.7 | 5.3 |
| 16 | Vermont | 3,211 | 9,912 | 3.7 | 6.7 | 1.9 | 3.7 | 4.9 | 10.2 | 11.8 | 12.5 | 6.1 | 22.7 | 6.6 | 9.3 |
| 17 | Massachusetts | 2,889 | 80,043 | 8.8 | 19.9 | 16.4 | 9.0 | 6.0 | 5.6 | 19.4 | 3.3 | 0.4 | 6.5 | 2.9 | 1.9 |
| 18 | Rhode Island | 285 | 4,447 | 10.9 | 6.9 | 26.8 | 2.4 | 20.2 | 1.3 | 1.0 | 1.8 | 1.2 | 2.4 | 4.3 | 20.8 |
| 19 | Connecticut | 1,451 | 22,458 | 12.7 | 38.0 | 2.6 | 1.6 | 18.6 | 8.4 | 2.6 | 1.2 | 0.6 | 5.8 | 7.0 | 0.9 |
| | **Middle Atlantic:** | | | | | | | | | | | | | | |
| 20 | New York | 25,489 | 169,366 | 4.5 | 6.8 | 6.7 | 6.7 | 10.8 | 16.4 | 11.0 | 8.1 | 5.2 | 14.3 | 5.4 | 4.0 |
| 21 | New Jersey | 4,258 | 188,386 | 38.7 | 15.8 | 5.5 | 6.0 | 12.0 | 7.6 | 2.3 | 1.5 | 3.8 | 2.1 | 3.7 | 1.1 |
| 22 | Pennsylvania | 63,729 | 626,018 | 2.2 | 5.4 | 7.9 | 8.6 | 15.5 | 20.8 | 12.7 | 7.7 | 5.4 | 8.6 | 3.6 | 1.6 |
| | **East North Central:** | | | | | | | | | | | | | | |
| 23 | Ohio | 110,544 | 3,151,674 | 0.9 | 1.9 | 2.6 | 4.1 | 12.1 | 17.7 | 16.7 | 12.0 | 8.5 | 16.3 | 5.6 | 1.6 |
| 24 | Indiana | 110,271 | 4,632,268 | 1.0 | 2.3 | 2.9 | 2.9 | 9.6 | 13.9 | 17.2 | 12.7 | 10.1 | 22.0 | 4.4 | 1.0 |
| 25 | Illinois | 137,315 | 6,133,287 | 0.8 | 1.3 | 1.5 | 1.4 | 5.9 | 9.8 | 18.4 | 12.8 | 12.3 | 27.9 | 6.5 | 1.2 |
| 26 | Michigan | 56,510 | 698,035 | 0.9 | 2.6 | 4.8 | 4.5 | 13.3 | 16.5 | 16.7 | 12.0 | 7.7 | 16.0 | 3.8 | 1.2 |
| 27 | Wisconsin | 82,859 | 1,876,834 | 0.2 | 0.4 | 1.1 | 1.5 | 10.2 | 19.5 | 20.6 | 14.3 | 10.2 | 18.1 | 3.4 | 0.6 |
| | **West North Central:** | | | | | | | | | | | | | | |
| 28 | Minnesota | 111,699 | 3,306,922 | 0.4 | 0.5 | 0.8 | 0.7 | 5.5 | 9.8 | 26.1 | 12.3 | 14.7 | 25.1 | 3.7 | 0.5 |
| 29 | Iowa | 171,091 | 10,755,327 | 0.4 | 0.7 | 0.8 | 0.7 | 6.0 | 11.6 | 25.8 | 13.6 | 13.8 | 22.8 | 3.3 | 0.5 |
| 30 | Missouri | 149,326 | 3,945,889 | 0.9 | 1.7 | 2.6 | 2.4 | 7.7 | 11.5 | 13.4 | 10.8 | 10.1 | 26.9 | 9.2 | 2.8 |
| 31 | North Dakota | 33,336 | 337,840 | 0.2 | 0.3 | 0.3 | 0.2 | 0.1 | 0.3 | 3.0 | 0.8 | 2.2 | 31.4 | 40.0 | 21.2 |
| 32 | South Dakota | 44,597 | 1,401,619 | 0.3 | 0.4 | 0.5 | 0.3 | 1.2 | 1.4 | 13.1 | 5.3 | 10.3 | 39.0 | 18.2 | 10.0 |
| 33 | Nebraska | 72,094 | 2,366,860 | 0.5 | 0.8 | 0.8 | 0.5 | 2.6 | 3.3 | 19.8 | 8.9 | 13.5 | 32.1 | 11.4 | 5.7 |
| 34 | Kansas | 65,294 | 1,301,733 | 1.3 | 1.4 | 1.5 | 1.2 | 4.4 | 4.1 | 12.4 | 7.4 | 10.5 | 32.8 | 16.0 | 6.8 |
| | **South Atlantic:** | | | | | | | | | | | | | | |
| 35 | Delaware | 4,041 | 39,006 | 3.0 | 6.2 | 7.0 | 7.3 | 11.1 | 11.4 | 10.9 | 9.0 | 5.9 | 16.6 | 5.0 | 6.5 |
| 36 | Maryland | 19,930 | 248,615 | 2.5 | 5.7 | 5.6 | 5.6 | 8.9 | 13.9 | 12.0 | 7.9 | 8.6 | 17.0 | 8.7 | 3.7 |
| 37 | District of Columbia[1] | 3 | 1,365 | (*) | (*) | (*) | (*) | (*) | (*) | (*) | (*) | (*) | (*) | (*) | (*) |
| 38 | Virginia | 103,219 | 803,387 | 3.7 | 8.3 | 7.4 | 7.7 | 10.6 | 13.6 | 8.9 | 7.3 | 5.4 | 14.7 | 7.9 | 4.6 |
| 39 | West Virginia | 43,531 | 189,280 | 4.1 | 8.4 | 8.6 | 8.8 | 12.5 | 15.0 | 9.8 | 7.9 | 4.6 | 11.3 | 6.1 | 3.0 |
| 40 | North Carolina | 204,183 | 1,251,028 | 3.2 | 18.6 | 18.1 | 13.6 | 12.4 | 11.0 | 6.4 | 3.7 | 2.5 | 5.8 | 2.7 | 2.0 |
| 41 | South Carolina | 97,582 | 618,879 | 3.4 | 17.5 | 14.1 | 10.3 | 10.4 | 9.1 | 6.2 | 4.7 | 2.6 | 9.5 | 6.5 | 5.7 |
| 42 | Georgia | 139,629 | 1,579,035 | 1.4 | 5.5 | 9.4 | 10.0 | 11.5 | 13.8 | 8.7 | 7.0 | 4.7 | 13.3 | 7.4 | 7.3 |
| 43 | Florida | 26,297 | 455,725 | 2.5 | 7.9 | 9.8 | 6.3 | 11.2 | 11.2 | 8.6 | 6.3 | 5.7 | 11.6 | 9.1 | 9.7 |
| | **East South Central:** | | | | | | | | | | | | | | |
| 44 | Kentucky | 131,906 | 1,557,332 | 2.5 | 5.9 | 6.3 | 7.7 | 11.7 | 16.5 | 11.5 | 9.0 | 5.7 | 15.2 | 6.5 | 1.7 |
| 45 | Tennessee | 152,013 | 1,417,495 | 2.9 | 9.1 | 9.1 | 9.8 | 13.1 | 14.9 | 10.1 | 7.5 | 4.9 | 12.1 | 4.8 | 1.9 |
| 46 | Alabama | 147,339 | 1,083,695 | 2.3 | 10.3 | 14.9 | 10.2 | 14.6 | 11.9 | 7.9 | 5.1 | 3.3 | 9.6 | 5.6 | 4.2 |
| 47 | Mississippi | 170,225 | 878,252 | 3.2 | 21.2 | 14.8 | 8.5 | 11.5 | 9.1 | 6.5 | 3.8 | 2.5 | 7.3 | 4.9 | 6.7 |
| | **West South Central:** | | | | | | | | | | | | | | |
| 48 | Arkansas | 104,921 | 764,034 | 3.0 | 9.8 | 13.3 | 7.8 | 14.8 | 12.0 | 9.6 | 6.1 | 4.5 | 10.0 | 5.4 | 3.6 |
| 49 | Louisiana | 78,898 | 636,362 | 5.7 | 24.5 | 22.9 | 10.2 | 11.1 | 5.7 | 4.0 | 2.1 | 1.6 | 4.8 | 2.9 | 4.4 |
| 50 | Oklahoma | 74,530 | 765,015 | 1.7 | 3.3 | 4.9 | 3.4 | 8.3 | 8.6 | 15.0 | 7.0 | 7.1 | 22.3 | 12.1 | 6.2 |
| 51 | Texas | 155,175 | 1,324,858 | 2.7 | 5.7 | 4.8 | 5.3 | 7.2 | 9.9 | 9.3 | 6.6 | 5.1 | 18.4 | 12.4 | 12.5 |
| | **Mountain:** | | | | | | | | | | | | | | |
| 52 | Montana | 11,444 | 111,398 | 0.8 | 1.9 | 1.8 | 0.9 | 3.2 | 5.1 | 7.2 | 4.4 | 2.9 | 16.5 | 17.2 | 38.3 |
| 53 | Idaho | 14,049 | 161,790 | 3.0 | 4.0 | 6.2 | 8.8 | 14.7 | 9.7 | 8.8 | 7.6 | 3.7 | 15.1 | 7.3 | 11.1 |
| 54 | Wyoming | 4,841 | 55,552 | 0.6 | 1.2 | 0.9 | 0.8 | 10.0 | 4.9 | 10.5 | 4.3 | 5.0 | 15.1 | 16.6 | 30.0 |
| 55 | Colorado | 18,972 | 262,038 | 3.3 | 4.6 | 3.6 | 1.9 | 7.6 | 4.9 | 11.6 | 4.2 | 4.3 | 18.4 | 15.2 | 20.4 |
| 56 | New Mexico | 9,633 | 68,441 | 5.3 | 8.6 | 8.9 | 4.8 | 5.0 | 3.4 | 6.8 | 2.3 | 2.6 | 15.8 | 13.5 | 22.9 |
| 57 | Arizona | 1,812 | 24,366 | 6.6 | 14.0 | 6.7 | 4.9 | 11.1 | 2.2 | 6.7 | 8.0 | 1.0 | 8.0 | 8.2 | 22.6 |
| 58 | Utah | 9,983 | 75,679 | 4.9 | 7.9 | 16.4 | 7.2 | 7.6 | 10.4 | 10.2 | 3.7 | 3.1 | 11.0 | 7.6 | 10.0 |
| 59 | Nevada | 1,085 | 16,288 | 1.0 | 8.5 | 4.8 | 4.4 | 6.7 | 5.9 | 10.3 | 8.6 | 2.0 | 8.5 | 7.3 | 32.0 |
| | **Pacific:** | | | | | | | | | | | | | | |
| 60 | Washington | 14,511 | 129,578 | 5.8 | 13.1 | 8.6 | 4.0 | 7.5 | 5.5 | 5.2 | 2.3 | 2.6 | 13.5 | 12.7 | 19.1 |
| 61 | Oregon | 15,202 | 162,583 | 3.5 | 6.9 | 6.9 | 6.0 | 12.2 | 7.8 | 9.8 | 3.7 | 6.0 | 13.0 | 9.5 | 14.8 |
| 62 | California | 20,349 | 550,996 | 10.0 | 12.4 | 8.6 | 6.5 | 5.3 | 4.0 | 3.5 | 2.3 | 6.1 | 16.5 | 8.7 | 16.1 |

*Not available.

[1] Data for District of Columbia not included in totals.

# Table 32.—CHICKENS 4 MONTHS OLD AND OVER—FARMS REPORTING AND NUMBER, WITH PERCENT DISTRIBUTION OF THE NUMBER OF CHICKENS 4 MONTHS OLD AND OVER, BY SIZE OF FARM; BY DIVISIONS AND STATES: 1950

[Data are based on reports for only a sample of farms. See text. Base data in Volume I]

| | Region, division, and State | Chickens 4 months old and over | | Percent distribution of chickens 4 months old and over | | | | | | | | | | | |
|---|---|---|---|---|---|---|---|---|---|---|---|---|---|---|---|
| | | Farms reporting | Number | Under 10 acres | 10-29 acres | 30-49 acres | 50-69 acres | 70-99 acres | 100-139 acres | 140-179 acres | 180-219 acres | 220-259 acres | 260-499 acres | 500-999 acres | 1,000 acres and over |
| 1 | United States | 4,243,025 | 343,108,669 | 9.6 | 10.5 | 7.9 | 6.1 | 10.8 | 11.8 | 12.7 | 6.8 | 5.7 | 12.1 | 3.9 | 2.0 |
| 2 | The North | 1,728,907 | 213,177,875 | 6.2 | 7.4 | 5.8 | 4.8 | 11.2 | 13.0 | 16.0 | 8.4 | 7.4 | 14.5 | 3.9 | 1.3 |
| 3 | The South | 2,216,705 | 95,048,304 | 7.2 | 14.0 | 12.6 | 9.9 | 12.2 | 12.1 | 8.8 | 5.2 | 3.5 | 9.0 | 3.6 | 1.9 |
| 4 | The West | 297,813 | 34,882,490 | 36.9 | 19.7 | 7.6 | 4.0 | 4.7 | 3.7 | 3.6 | 1.4 | 1.5 | 6.2 | 4.6 | 6.0 |
| | **Geographic Divisions:** | | | | | | | | | | | | | | |
| 5 | New England | 50,764 | 12,359,519 | 16.0 | 19.4 | 10.5 | 9.8 | 10.2 | 9.7 | 8.0 | 3.8 | 3.2 | 6.4 | 2.1 | 1.0 |
| 6 | Middle Atlantic | 200,120 | 37,609,661 | 15.5 | 18.2 | 10.2 | 9.0 | 12.0 | 13.6 | 7.5 | 4.8 | 2.5 | 5.2 | 1.2 | 0.4 |
| 7 | East North Central | 671,395 | 63,722,892 | 4.6 | 6.1 | 6.6 | 5.6 | 15.6 | 17.3 | 15.6 | 9.3 | 6.8 | 10.5 | 1.5 | 0.4 |
| 8 | West North Central | 806,228 | 99,485,803 | 2.6 | 2.7 | 3.1 | 2.1 | 8.2 | 10.5 | 20.4 | 9.7 | 10.2 | 21.6 | 6.6 | 2.3 |
| 9 | South Atlantic | 785,034 | 33,593,989 | 8.7 | 16.2 | 14.1 | 11.2 | 12.2 | 12.3 | 7.0 | 4.8 | 3.0 | 6.6 | 2.6 | 1.4 |
| 10 | East South Central | 781,419 | 27,799,803 | 6.6 | 16.3 | 15.3 | 11.9 | 14.3 | 12.8 | 7.9 | 4.5 | 2.6 | 5.4 | 1.6 | 0.8 |
| 11 | West South Central | 650,252 | 33,654,512 | 6.2 | 10.0 | 9.0 | 6.8 | 10.4 | 11.3 | 11.4 | 6.1 | 4.7 | 14.5 | 6.2 | 3.4 |
| 12 | Mountain | 137,238 | 10,107,452 | 16.9 | 10.2 | 6.7 | 4.0 | 7.2 | 5.3 | 7.0 | 2.7 | 2.7 | 10.8 | 11.0 | 15.4 |
| 13 | Pacific | 160,575 | 24,775,038 | 45.0 | 23.6 | 8.0 | 4.0 | 3.7 | 3.1 | 2.3 | 0.9 | 1.0 | 4.2 | 2.0 | 2.2 |
| | **New England:** | | | | | | | | | | | | | | |
| 14 | Maine | 13,364 | 2,326,802 | 8.2 | 10.5 | 8.0 | 11.2 | 11.8 | 14.1 | 12.4 | 4.1 | 4.0 | 10.4 | 3.2 | 2.2 |
| 15 | New Hampshire | 6,673 | 2,079,705 | 11.2 | 17.0 | 12.4 | 9.6 | 11.9 | 7.3 | 9.6 | 5.4 | 4.6 | 6.0 | 4.4 | 0.6 |
| 16 | Vermont | 9,232 | 833,364 | 12.3 | 9.0 | 4.4 | 6.8 | 11.0 | 12.1 | 11.2 | 6.8 | 5.5 | 15.1 | 5.1 | 0.7 |
| 17 | Massachusetts | 11,445 | 4,103,664 | 22.4 | 23.5 | 12.3 | 8.3 | 9.9 | 7.3 | 5.7 | 2.9 | 1.1 | 5.0 | 0.7 | 1.0 |
| 18 | Rhode Island | 1,380 | 468,965 | 24.5 | 25.6 | 9.9 | 7.7 | 10.5 | 7.8 | 5.0 | 4.8 | 0.8 | 1.5 | 1.1 | 0.8 |
| 19 | Connecticut | 8,670 | 2,547,019 | 16.2 | 25.0 | 10.4 | 12.6 | 7.2 | 10.9 | 5.9 | 2.8 | 4.3 | 3.3 | 0.9 | 0.5 |
| | **Middle Atlantic:** | | | | | | | | | | | | | | |
| 20 | New York | 72,347 | 10,102,595 | 12.4 | 12.2 | 10.1 | 9.4 | 11.1 | 14.3 | 9.6 | 6.5 | 4.2 | 7.9 | 2.0 | 0.4 |
| 21 | New Jersey | 16,378 | 9,982,711 | 29.1 | 37.2 | 11.5 | 4.0 | 5.9 | 5.8 | 1.9 | 2.3 | 0.6 | 1.1 | 0.3 | 0.2 |
| 22 | Pennsylvania | 111,395 | 17,524,355 | 9.6 | 10.9 | 9.4 | 11.6 | 16.0 | 17.6 | 9.4 | 5.1 | 2.6 | 6.0 | 1.3 | 0.5 |
| | **East North Central:** | | | | | | | | | | | | | | |
| 23 | Ohio | 153,473 | 13,288,250 | 6.2 | 7.9 | 7.4 | 8.2 | 18.0 | 18.4 | 13.7 | 7.4 | 4.7 | 6.9 | 1.0 | 0.3 |
| 24 | Indiana | 129,904 | 12,570,477 | 5.3 | 8.3 | 7.6 | 6.1 | 15.6 | 16.3 | 13.9 | 8.7 | 6.0 | 9.9 | 1.6 | 0.7 |
| 25 | Illinois | 162,719 | 17,405,852 | 4.2 | 5.6 | 4.7 | 3.6 | 9.9 | 13.7 | 18.3 | 11.3 | 10.0 | 16.0 | 2.3 | 0.4 |
| 26 | Michigan | 105,383 | 8,356,277 | 4.7 | 6.6 | 10.7 | 7.1 | 20.1 | 18.3 | 12.3 | 7.3 | 4.8 | 6.7 | 1.0 | 0.3 |
| 27 | Wisconsin | 119,916 | 12,102,036 | 2.5 | 2.5 | 4.5 | 4.0 | 18.1 | 21.4 | 18.0 | 10.7 | 6.9 | 10.0 | 1.2 | 0.2 |
| | **West North Central:** | | | | | | | | | | | | | | |
| 28 | Minnesota | 137,529 | 23,333,482 | 2.2 | 2.3 | 2.9 | 1.7 | 9.3 | 12.4 | 24.5 | 11.3 | 11.4 | 18.9 | 2.6 | 0.3 |
| 29 | Iowa | 175,059 | 26,609,539 | 2.4 | 2.6 | 2.7 | 1.7 | 9.6 | 14.2 | 27.0 | 12.1 | 10.8 | 15.3 | 1.3 | 0.1 |
| 30 | Missouri | 193,742 | 16,802,353 | 3.4 | 4.6 | 6.4 | 5.0 | 12.8 | 15.0 | 14.5 | 10.0 | 8.1 | 16.3 | 3.4 | 0.6 |
| 31 | North Dakota | 46,663 | 3,378,928 | 0.6 | 1.0 | 0.5 | 0.3 | 0.4 | 0.7 | 5.0 | 1.8 | 3.2 | 36.5 | 36.0 | 14.0 |
| 32 | South Dakota | 54,670 | 7,172,527 | 1.4 | 1.3 | 1.4 | 0.8 | 2.0 | 2.0 | 13.6 | 5.2 | 9.3 | 37.6 | 17.4 | 8.3 |
| 33 | Nebraska | 90,256 | 10,733,006 | 2.9 | 2.1 | 1.8 | 1.1 | 4.3 | 4.6 | 20.6 | 8.4 | 12.4 | 27.9 | 9.3 | 4.7 |
| 34 | Kansas | 108,309 | 11,455,968 | 3.7 | 3.0 | 2.6 | 2.0 | 5.9 | 5.2 | 14.0 | 6.5 | 10.0 | 29.1 | 13.6 | 4.4 |
| | **South Atlantic:** | | | | | | | | | | | | | | |
| 35 | Delaware | 4,994 | 750,393 | 7.9 | 7.4 | 20.6 | 7.4 | 10.6 | 13.8 | 7.8 | 4.2 | 3.9 | 5.4 | 1.0 | 10.2 |
| 36 | Maryland | 28,542 | 2,947,311 | 9.5 | 12.0 | 12.5 | 8.0 | 11.2 | 15.7 | 9.5 | 5.8 | 4.4 | 8.0 | 2.8 | 0.5 |
| 37 | District of Columbia[1] | 7 | 446 | (*) | (*) | (*) | (*) | (*) | (*) | (*) | (*) | (*) | (*) | (*) | (*) |
| 38 | Virginia | 127,239 | 6,725,778 | 8.4 | 14.1 | 11.0 | 9.6 | 11.4 | 13.9 | 7.6 | 5.6 | 4.5 | 9.7 | 3.0 | 1.2 |
| 39 | West Virginia | 67,334 | 2,943,069 | 8.7 | 12.2 | 10.4 | 10.7 | 13.7 | 14.9 | 8.7 | 6.1 | 3.3 | 7.7 | 2.7 | 0.9 |
| 40 | North Carolina | 237,576 | 8,895,004 | 7.5 | 19.9 | 17.5 | 13.8 | 13.8 | 10.8 | 5.7 | 3.3 | 2.0 | 3.7 | 1.4 | 0.6 |
| 41 | South Carolina | 116,293 | 3,615,089 | 7.1 | 20.2 | 16.3 | 12.2 | 11.5 | 10.2 | 5.8 | 3.4 | 2.2 | 6.1 | 3.1 | 2.0 |
| 42 | Georgia | 164,365 | 5,367,567 | 6.2 | 11.5 | 13.5 | 13.1 | 12.8 | 13.7 | 7.4 | 5.4 | 2.7 | 8.3 | 3.3 | 2.1 |
| 43 | Florida | 38,691 | 2,349,778 | 20.5 | 25.2 | 12.9 | 5.8 | 8.5 | 5.9 | 5.2 | 5.8 | 1.8 | 2.8 | 3.8 | 1.6 |
| | **East South Central:** | | | | | | | | | | | | | | |
| 44 | Kentucky | 186,453 | 8,245,597 | 6.6 | 12.3 | 11.4 | 12.1 | 15.1 | 16.4 | 9.4 | 5.8 | 3.2 | 5.8 | 1.5 | 0.3 |
| 45 | Tennessee | 201,326 | 8,133,195 | 7.0 | 16.1 | 14.0 | 13.0 | 14.3 | 13.1 | 8.1 | 4.8 | 2.7 | 5.3 | 1.3 | 0.4 |
| 46 | Alabama | 183,300 | 5,696,138 | 7.1 | 16.5 | 20.3 | 11.7 | 14.3 | 9.8 | 6.4 | 3.3 | 2.2 | 5.1 | 2.0 | 1.3 |
| 47 | Mississippi | 210,340 | 5,724,873 | 5.8 | 22.1 | 17.8 | 10.4 | 13.3 | 10.0 | 6.8 | 3.2 | 2.0 | 5.0 | 2.1 | 1.5 |
| | **West South Central:** | | | | | | | | | | | | | | |
| 48 | Arkansas | 153,105 | 5,425,101 | 6.5 | 13.9 | 15.9 | 9.1 | 15.4 | 12.3 | 8.4 | 5.2 | 3.2 | 6.8 | 2.1 | 0.9 |
| 49 | Louisiana | 107,041 | 3,687,407 | 9.8 | 27.1 | 21.3 | 9.4 | 9.6 | 6.1 | 4.0 | 2.1 | 1.6 | 3.8 | 2.5 | 2.6 |
| 50 | Oklahoma | 121,201 | 7,474,349 | 4.1 | 4.7 | 5.3 | 3.6 | 8.8 | 8.2 | 17.9 | 6.3 | 6.5 | 22.7 | 8.8 | 3.1 |
| 51 | Texas | 268,905 | 17,067,655 | 6.2 | 7.4 | 5.7 | 6.8 | 9.7 | 13.5 | 11.2 | 7.2 | 5.1 | 15.6 | 7.2 | 4.5 |
| | **Mountain:** | | | | | | | | | | | | | | |
| 52 | Montana | 25,480 | 1,389,312 | 3.2 | 3.4 | 3.2 | 1.5 | 4.1 | 4.0 | 6.5 | 2.6 | 2.9 | 12.8 | 17.6 | 38.2 |
| 53 | Idaho | 28,080 | 1,525,405 | 10.4 | 7.5 | 11.7 | 5.6 | 15.7 | 8.5 | 9.1 | 4.0 | 4.3 | 10.6 | 6.7 | 5.9 |
| 54 | Wyoming | 9,417 | 548,736 | 3.9 | 2.4 | 1.1 | 1.1 | 6.2 | 4.5 | 11.0 | 4.3 | 4.0 | 14.4 | 15.1 | 31.9 |
| 55 | Colorado | 35,159 | 2,647,591 | 11.8 | 8.4 | 3.6 | 1.7 | 6.0 | 4.3 | 9.5 | 3.1 | 2.9 | 15.4 | 16.5 | 16.8 |
| 56 | New Mexico | 16,315 | 786,770 | 12.6 | 9.3 | 5.7 | 3.1 | 4.7 | 3.2 | 6.0 | 1.7 | 3.2 | 14.3 | 13.5 | 22.6 |
| 57 | Arizona | 6,165 | 444,812 | 33.5 | 17.1 | 10.9 | 2.8 | 8.6 | 3.9 | 4.7 | 1.5 | 0.9 | 3.2 | 6.2 | 6.6 |
| 58 | Utah | 14,375 | 2,583,440 | 35.0 | 17.9 | 9.7 | 8.0 | 5.5 | 6.3 | 3.2 | 1.4 | 1.3 | 4.9 | 3.6 | 3.1 |
| 59 | Nevada | 2,247 | 181,386 | 9.7 | 11.8 | 8.4 | 2.0 | 12.9 | 4.8 | 8.5 | 7.5 | 3.0 | 8.0 | 7.0 | 16.3 |
| | **Pacific:** | | | | | | | | | | | | | | |
| 60 | Washington | 44,848 | 3,869,809 | 19.8 | 26.0 | 14.4 | 8.5 | 7.5 | 5.0 | 3.8 | 1.4 | 1.8 | 4.0 | 4.0 | 3.7 |
| 61 | Oregon | 40,550 | 2,847,214 | 19.0 | 19.4 | 13.3 | 5.7 | 10.1 | 7.1 | 5.4 | 2.9 | 3.1 | 6.9 | 2.7 | 4.5 |
| 62 | California | 75,177 | 18,058,015 | 54.6 | 23.7 | 5.8 | 2.8 | 1.9 | 2.0 | 1.4 | 0.5 | 0.5 | 3.9 | 1.4 | 1.5 |

*Not available.

[1]Data for District of Columbia not included in totals.

## Table 33.—CORN FOR ALL PURPOSES—FARMS REPORTING AND ACRES, WITH PERCENT DISTRIBUTION OF THE NUMBER OF ACRES, BY SIZE OF FARM; BY DIVISIONS AND STATES: CENSUS OF 1950

[Data are based on reports for only a sample of farms. See text. Base data in Volume I]

| | Region, division, and State | Corn for all purposes | | Percent distribution of acres of corn for all purposes | | | | | | | | | | | |
|---|---|---|---|---|---|---|---|---|---|---|---|---|---|---|---|
| | | Farms reporting | Acres | Under 10 acres | 10-29 acres | 30-49 acres | 50-69 acres | 70-99 acres | 100-139 acres | 140-179 acres | 180-219 acres | 220-259 acres | 260-499 acres | 500-999 acres | 1,000 acres and over |
| 1 | **United States** | 3,414,237 | 83,351,015 | 0.3 | 3.2 | 4.3 | 3.8 | 7.7 | 10.4 | 15.4 | 9.4 | 9.6 | 23.4 | 8.2 | 4.3 |
| 2 | The North | 1,579,046 | 59,616,589 | 0.1 | 0.5 | 1.2 | 1.5 | 5.9 | 9.6 | 17.9 | 10.8 | 11.8 | 28.2 | 8.9 | 3.5 |
| 3 | The South | 1,787,720 | 22,674,275 | 0.9 | 10.3 | 12.5 | 10.1 | 12.4 | 12.8 | 9.1 | 6.1 | 4.2 | 11.1 | 5.7 | 4.8 |
| 4 | The West | 47,471 | 1,060,151 | 0.4 | 1.8 | 2.6 | 1.9 | 4.8 | 4.2 | 6.6 | 2.7 | 2.9 | 17.3 | 19.2 | 35.8 |
| | **Geographic Divisions:** | | | | | | | | | | | | | | |
| 5 | New England | 19,025 | 142,125 | 0.3 | 1.8 | 2.9 | 4.4 | 7.2 | 12.6 | 12.9 | 9.7 | 10.1 | 25.6 | 9.4 | 3.0 |
| 6 | Middle Atlantic | 179,467 | 2,064,796 | 0.5 | 2.6 | 4.0 | 6.6 | 12.7 | 20.8 | 14.9 | 10.6 | 7.5 | 14.5 | 4.0 | 1.2 |
| 7 | East North Central | 682,923 | 21,464,463 | 0.2 | 0.8 | 1.9 | 2.4 | 8.8 | 13.4 | 17.5 | 12.5 | 11.1 | 24.1 | 5.9 | 1.3 |
| 8 | West North Central | 697,631 | 35,945,205 | (1) | 0.2 | 0.6 | 0.6 | 3.8 | 6.7 | 18.3 | 9.8 | 12.5 | 31.5 | 11.0 | 5.0 |
| 9 | South Atlantic | 724,997 | 8,741,039 | 1.1 | 11.5 | 13.6 | 11.4 | 11.6 | 12.1 | 7.9 | 5.7 | 3.9 | 10.4 | 5.9 | 5.0 |
| 10 | East South Central | 683,217 | 8,744,188 | 1.0 | 11.6 | 13.6 | 10.7 | 13.9 | 13.4 | 8.8 | 5.8 | 3.7 | 9.4 | 4.4 | 3.6 |
| 11 | West South Central | 379,506 | 5,189,048 | 0.5 | 6.3 | 8.8 | 6.8 | 11.1 | 12.9 | 11.8 | 7.3 | 5.6 | 14.8 | 7.5 | 6.7 |
| 12 | Mountain | 37,174 | 953,820 | 0.4 | 1.5 | 1.8 | 1.3 | 3.9 | 3.7 | 6.5 | 2.6 | 2.9 | 17.9 | 20.1 | 37.5 |
| 13 | Pacific | 10,297 | 106,331 | 1.0 | 4.8 | 9.0 | 6.6 | 12.2 | 8.7 | 7.6 | 3.8 | 3.3 | 12.3 | 10.7 | 20.1 |
| | **New England:** | | | | | | | | | | | | | | |
| 14 | Maine | 2,445 | 10,017 | 0.2 | 0.1 | 0.6 | 3.5 | 7.9 | 11.7 | 11.0 | 12.6 | 11.2 | 26.2 | 10.0 | 5.0 |
| 15 | New Hampshire | 1,731 | 11,335 | 0.2 | 0.6 | 1.5 | 4.4 | 5.1 | 9.3 | 11.6 | 7.0 | 13.0 | 28.5 | 13.9 | 4.8 |
| 16 | Vermont | 6,117 | 51,944 | (1) | 0.4 | 0.2 | 1.3 | 2.6 | 8.3 | 12.7 | 11.0 | 11.4 | 35.3 | 13.2 | 3.5 |
| 17 | Massachusetts | 3,912 | 29,534 | 0.6 | 3.2 | 6.4 | 7.7 | 10.8 | 16.1 | 13.3 | 7.7 | 7.0 | 19.8 | 5.6 | 1.7 |
| 18 | Rhode Island | 518 | 5,540 | ..... | 2.3 | 5.1 | 10.9 | 11.3 | 22.7 | 18.1 | 6.7 | 6.5 | 11.0 | 2.6 | 2.8 |
| 19 | Connecticut | 4,302 | 33,755 | 0.5 | 3.4 | 4.9 | 5.7 | 10.9 | 15.8 | 13.1 | 10.2 | 10.0 | 17.1 | 6.5 | 2.0 |
| | **Middle Atlantic:** | | | | | | | | | | | | | | |
| 20 | New York | 63,240 | 635,503 | 0.2 | 1.1 | 2.0 | 3.8 | 8.0 | 16.5 | 15.1 | 13.2 | 9.8 | 22.0 | 6.8 | 1.5 |
| 21 | New Jersey | 10,485 | 164,333 | 0.7 | 3.9 | 4.8 | 6.8 | 11.3 | 19.7 | 14.3 | 10.9 | 7.8 | 13.0 | 4.8 | 1.8 |
| 22 | Pennsylvania | 105,742 | 1,264,960 | 0.7 | 3.1 | 5.0 | 8.1 | 15.3 | 23.1 | 14.9 | 9.2 | 6.2 | 11.0 | 2.4 | 1.1 |
| | **East North Central:** | | | | | | | | | | | | | | |
| 23 | Ohio | 152,344 | 3,475,563 | 0.3 | 1.5 | 2.8 | 4.5 | 12.3 | 17.8 | 17.1 | 11.7 | 8.5 | 17.0 | 5.0 | 1.3 |
| 24 | Indiana | 128,839 | 4,623,499 | 0.2 | 1.1 | 2.5 | 3.0 | 9.5 | 13.4 | 16.2 | 12.4 | 10.1 | 24.1 | 6.0 | 1.6 |
| 25 | Illinois | 161,877 | 9,107,436 | 0.1 | 0.4 | 0.9 | 1.0 | 4.9 | 9.1 | 17.9 | 12.8 | 13.6 | 30.4 | 7.4 | 1.4 |
| 26 | Michigan | 102,562 | 1,600,988 | 0.3 | 1.5 | 4.7 | 4.5 | 14.8 | 18.1 | 16.7 | 11.7 | 8.0 | 15.8 | 3.2 | 0.9 |
| 27 | Wisconsin | 137,301 | 2,656,977 | 0.1 | 0.4 | 1.6 | 2.2 | 12.8 | 19.5 | 19.9 | 13.1 | 9.4 | 16.8 | 3.5 | 0.7 |
| | **West North Central:** | | | | | | | | | | | | | | |
| 28 | Minnesota | 136,711 | 5,778,577 | (1) | 0.2 | 0.6 | 0.6 | 4.7 | 8.1 | 23.0 | 11.8 | 14.6 | 30.0 | 5.6 | 0.8 |
| 29 | Iowa | 183,595 | 11,256,938 | 0.1 | 0.3 | 0.6 | 0.6 | 4.9 | 9.9 | 24.4 | 13.0 | 14.4 | 26.8 | 4.3 | 0.7 |
| 30 | Missouri | 142,095 | 3,892,995 | 0.1 | 0.7 | 2.1 | 2.2 | 7.1 | 11.2 | 13.6 | 11.1 | 10.6 | 28.0 | 10.1 | 3.1 |
| 31 | North Dakota | 30,032 | 1,183,905 | ..... | (1) | (1) | (1) | 0.1 | 0.3 | 2.5 | 0.8 | 1.9 | 27.9 | 37.4 | 29.0 |
| 32 | South Dakota | 50,520 | 4,038,470 | (1) | 0.1 | 0.1 | 0.1 | 0.8 | 1.1 | 9.7 | 4.0 | 8.3 | 40.1 | 21.7 | 14.0 |
| 33 | Nebraska | 89,001 | 7,427,299 | (1) | 0.1 | 0.3 | 0.3 | 2.0 | 3.1 | 16.5 | 7.7 | 13.1 | 35.9 | 14.1 | 6.9 |
| 34 | Kansas | 65,677 | 2,367,021 | 0.1 | 0.4 | 0.8 | 0.8 | 3.8 | 4.5 | 13.5 | 7.9 | 11.6 | 35.7 | 15.7 | 5.2 |
| | **South Atlantic:** | | | | | | | | | | | | | | |
| 35 | Delaware | 5,668 | 131,947 | 0.6 | 3.0 | 6.6 | 7.2 | 10.8 | 14.0 | 12.5 | 10.0 | 7.6 | 19.6 | 5.1 | 3.0 |
| 36 | Maryland | 25,517 | 448,397 | 0.5 | 3.2 | 4.0 | 5.0 | 8.8 | 15.2 | 13.9 | 10.4 | 8.2 | 19.8 | 8.4 | 2.7 |
| 37 | District of Columbia[2] | 5 | 110 | (*) | (*) | (*) | (*) | (*) | (*) | (*) | (*) | (*) | (*) | (*) | (*) |
| 38 | Virginia | 107,053 | 953,279 | 1.8 | 8.7 | 8.3 | 8.3 | 10.3 | 12.8 | 8.8 | 7.1 | 5.4 | 15.5 | 8.1 | 4.9 |
| 39 | West Virginia | 52,152 | 238,687 | 2.1 | 6.5 | 8.8 | 10.9 | 12.5 | 15.3 | 9.7 | 7.7 | 4.6 | 12.2 | 6.2 | 3.4 |
| 40 | North Carolina | 237,658 | 2,112,603 | 1.6 | 20.0 | 19.8 | 13.9 | 12.6 | 10.7 | 5.8 | 3.9 | 2.4 | 5.3 | 2.3 | 1.8 |
| 41 | South Carolina | 115,820 | 1,352,159 | 1.5 | 18.7 | 17.1 | 11.6 | 10.5 | 9.1 | 6.2 | 3.7 | 2.6 | 7.8 | 5.7 | 5.5 |
| 42 | Georgia | 158,766 | 2,972,242 | 0.4 | 6.3 | 12.1 | 12.5 | 12.1 | 13.6 | 8.1 | 5.9 | 4.0 | 11.1 | 6.9 | 6.9 |
| 43 | Florida | 22,363 | 531,725 | 0.6 | 4.5 | 9.6 | 7.3 | 12.2 | 11.5 | 10.5 | 7.4 | 5.4 | 14.0 | 8.4 | 8.7 |
| | **East South Central:** | | | | | | | | | | | | | | |
| 44 | Kentucky | 161,478 | 2,210,661 | 1.1 | 6.7 | 7.3 | 9.4 | 13.2 | 16.9 | 11.2 | 8.2 | 5.4 | 13.3 | 5.2 | 2.1 |
| 45 | Tennessee | 164,527 | 2,062,913 | 0.9 | 10.1 | 11.0 | 11.0 | 14.7 | 15.4 | 9.8 | 6.7 | 4.3 | 10.5 | 4.0 | 1.6 |
| 46 | Alabama | 171,593 | 2,481,969 | 0.9 | 11.0 | 18.2 | 12.1 | 15.1 | 11.9 | 7.1 | 4.8 | 2.7 | 7.6 | 4.0 | 4.4 |
| 47 | Mississippi | 185,619 | 1,988,645 | 1.1 | 19.4 | 17.4 | 10.0 | 12.4 | 9.6 | 6.9 | 3.6 | 2.4 | 6.3 | 4.6 | 6.2 |
| | **West South Central:** | | | | | | | | | | | | | | |
| 48 | Arkansas | 98,918 | 1,125,293 | 0.4 | 7.1 | 12.6 | 8.3 | 15.7 | 13.2 | 9.9 | 5.9 | 4.5 | 9.7 | 6.0 | 6.9 |
| 49 | Louisiana | 72,243 | 714,912 | 1.4 | 21.8 | 22.4 | 10.2 | 10.3 | 6.8 | 4.5 | 2.5 | 1.8 | 5.3 | 3.9 | 9.0 |
| 50 | Oklahoma | 56,497 | 1,042,034 | 0.2 | 1.5 | 4.0 | 3.5 | 9.2 | 11.2 | 18.0 | 9.0 | 7.9 | 22.5 | 8.5 | 4.5 |
| 51 | Texas | 151,848 | 2,306,809 | 0.4 | 3.2 | 4.8 | 6.5 | 10.0 | 15.4 | 12.1 | 8.8 | 6.2 | 16.9 | 8.8 | 6.8 |
| | **Mountain:** | | | | | | | | | | | | | | |
| 52 | Montana | 3,027 | 129,697 | (1) | 0.1 | 0.4 | 0.2 | 0.8 | 0.7 | 1.7 | 0.6 | 1.0 | 6.0 | 13.5 | 75.0 |
| 53 | Idaho | 2,876 | 25,898 | 0.5 | 3.8 | 13.4 | 10.3 | 22.4 | 14.0 | 8.5 | 8.2 | 2.8 | 8.8 | 2.5 | 4.7 |
| 54 | Wyoming | 1,540 | 41,102 | (1) | 0.6 | 0.2 | ..... | 1.7 | 1.1 | 6.8 | 2.4 | 2.7 | 14.5 | 17.8 | 52.1 |
| 55 | Colorado | 16,293 | 610,956 | 0.1 | 0.7 | 1.2 | 0.8 | 3.7 | 3.7 | 7.7 | 2.7 | 3.4 | 22.4 | 24.5 | 29.2 |
| 56 | New Mexico | 8,120 | 83,035 | 2.8 | 7.6 | 4.3 | 2.8 | 3.6 | 3.8 | 5.2 | 2.0 | 3.2 | 13.9 | 14.8 | 36.1 |
| 57 | Arizona | 1,061 | 31,317 | 0.5 | 1.8 | 1.3 | 0.5 | 2.7 | 1.3 | 1.8 | 2.5 | 0.5 | 6.5 | 3.9 | 76.8 |
| 58 | Utah | 4,094 | 30,025 | 1.1 | 4.3 | 7.3 | 6.7 | 12.2 | 12.9 | 8.3 | 4.8 | 3.2 | 13.0 | 8.5 | 17.8 |
| 59 | Nevada | 163 | 1,790 | 0.3 | 2.0 | 5.3 | 5.9 | 5.6 | 2.0 | 11.2 | 22.1 | 0.8 | 8.1 | 22.6 | 14.2 |
| | **Pacific:** | | | | | | | | | | | | | | |
| 60 | Washington | 3,098 | 20,581 | 1.2 | 7.8 | 16.4 | 9.6 | 17.9 | 9.1 | 7.9 | 4.5 | 3.9 | 7.6 | 10.3 | 4.0 |
| 61 | Oregon | 3,692 | 25,319 | 1.3 | 5.0 | 7.6 | 6.9 | 17.1 | 14.7 | 11.3 | 4.8 | 6.0 | 16.6 | 4.2 | 4.6 |
| 62 | California | 3,507 | 60,431 | 0.8 | 3.7 | 7.1 | 5.5 | 8.3 | 6.1 | 5.9 | 3.1 | 1.9 | 12.0 | 13.5 | 32.1 |

*Not available. [1]0.05 percent or less. [2]Data for District of Columbia not included in totals.

## Table 34.—WHEAT THRESHED—ACREAGE, WITH PERCENT DISTRIBUTION, BY SIZE OF FARM; BY DIVISIONS AND STATES: CENSUS OF 1950

[Data are based on reports for only a sample of farms. See text. Base data in Volume I]

| | Region, division, and State | Acres of wheat threshed | Percent distribution of acres of wheat threshed | | | | | | | | | | | |
|---|---|---|---|---|---|---|---|---|---|---|---|---|---|---|
| | | | Under 10 acres | 10-29 acres | 30-49 acres | 50-69 acres | 70-99 acres | 100-139 acres | 140-179 acres | 180-219 acres | 220-259 acres | 260-499 acres | 500-999 acres | 1,000 acres and over |
| 1 | **United States**[1] | 71,043,483 | (2) | 0.2 | 0.5 | 0.7 | 2.1 | 3.1 | 5.9 | 3.5 | 4.4 | 23.3 | 24.9 | 31.4 |
| 2 | The North[1] | 43,145,203 | (2) | 0.2 | 0.5 | 0.8 | 2.6 | 4.0 | 6.9 | 4.5 | 5.5 | 27.3 | 26.8 | 21.1 |
| 3 | The South[1] | 13,688,011 | (2) | 0.4 | 0.7 | 0.9 | 1.8 | 2.7 | 7.0 | 3.2 | 4.3 | 25.5 | 24.5 | 28.9 |
| 4 | The West | 14,210,269 | (2) | 0.2 | 0.4 | 0.3 | 0.9 | 0.9 | 1.7 | 0.8 | 1.1 | 8.9 | 19.5 | 65.2 |
| | **Geographic Divisions:** | | | | | | | | | | | | | |
| 5 | New England | (***) | (***) | (***) | (***) | (***) | (***) | (***) | (***) | (***) | (***) | (***) | (***) | (***) |
| 6 | Middle Atlantic | 1,324,786 | 0.2 | 1.8 | 3.7 | 7.2 | 14.3 | 22.4 | 15.0 | 10.1 | 6.7 | 13.7 | 3.5 | 1.3 |
| 7 | East North Central | 7,206,996 | 0.1 | 0.6 | 1.9 | 2.6 | 9.5 | 14.3 | 16.4 | 12.6 | 10.3 | 23.9 | 6.3 | 1.4 |
| 8 | West North Central[1] | 34,613,421 | (2) | (2) | 0.1 | 0.1 | 0.7 | 1.1 | 4.6 | 2.6 | 4.4 | 28.6 | 31.9 | 25.9 |
| 9 | South Atlantic[1] | 1,148,939 | 0.2 | 3.2 | 5.0 | 6.4 | 10.2 | 15.0 | 12.1 | 9.5 | 7.4 | 18.5 | 8.6 | 3.9 |
| 10 | East South Central[1] | 517,434 | 0.1 | 2.5 | 4.7 | 5.9 | 9.8 | 15.6 | 12.3 | 9.8 | 7.0 | 19.5 | 9.5 | 3.3 |
| 11 | West South Central[1] | 12,021,638 | (2) | 0.1 | 0.1 | 0.2 | 0.6 | 1.0 | 6.3 | 2.3 | 3.9 | 26.5 | 26.6 | 32.4 |
| 12 | Mountain | 9,915,271 | (2) | 0.2 | 0.4 | 0.3 | 0.9 | 0.9 | 1.9 | 0.9 | 1.1 | 9.5 | 20.5 | 63.3 |
| 13 | Pacific | 4,294,998 | (2) | 0.2 | 0.4 | 0.3 | 0.8 | 0.8 | 1.3 | 0.8 | 1.1 | 7.7 | 17.1 | 69.5 |
| | **New England:** | | | | | | | | | | | | | |
| 14 | Maine | (***) | (***) | (***) | (***) | (***) | (***) | (***) | (***) | (***) | (***) | (***) | (***) | (***) |
| 15 | New Hampshire | (***) | (***) | (***) | (***) | (***) | (***) | (***) | (***) | (***) | (***) | (***) | (***) | (***) |
| 16 | Vermont | (***) | (***) | (***) | (***) | (***) | (***) | (***) | (***) | (***) | (***) | (***) | (***) | (***) |
| 17 | Massachusetts | (***) | (***) | (***) | (***) | (***) | (***) | (***) | (***) | (***) | (***) | (***) | (***) | (***) |
| 18 | Rhode Island | (***) | (***) | (***) | (***) | (***) | (***) | (***) | (***) | (***) | (***) | (***) | (***) | (***) |
| 19 | Connecticut | (***) | (***) | (***) | (***) | (***) | (***) | (***) | (***) | (***) | (***) | (***) | (***) | (***) |
| | **Middle Atlantic:** | | | | | | | | | | | | | |
| 20 | New York | 379,183 | 0.2 | 1.4 | 3.1 | 5.7 | 10.8 | 18.2 | 14.3 | 11.2 | 8.0 | 19.8 | 5.5 | 1.7 |
| 21 | New Jersey | 79,355 | 0.2 | 1.8 | 2.5 | 5.7 | 11.9 | 18.4 | 16.5 | 10.7 | 7.8 | 15.7 | 6.8 | 2.1 |
| 22 | Pennsylvania | 866,248 | 0.2 | 1.9 | 4.1 | 8.1 | 16.0 | 24.7 | 15.1 | 9.6 | 6.0 | 10.8 | 2.4 | 1.0 |
| | **East North Central:** | | | | | | | | | | | | | |
| 23 | Ohio | 2,259,283 | 0.1 | 0.9 | 2.3 | 3.9 | 12.1 | 18.1 | 17.8 | 12.2 | 8.8 | 17.9 | 4.8 | 1.1 |
| 24 | Indiana | 1,734,279 | (2) | 0.4 | 1.4 | 2.1 | 8.4 | 13.4 | 16.4 | 13.3 | 11.5 | 25.2 | 6.6 | 1.4 |
| 25 | Illinois | 1,863,126 | (2) | 0.2 | 0.6 | 0.8 | 3.6 | 7.9 | 14.0 | 12.8 | 12.4 | 35.2 | 10.4 | 2.3 |
| 26 | Michigan | 1,250,682 | 0.1 | 0.9 | 3.9 | 4.0 | 15.0 | 18.2 | 17.3 | 12.5 | 8.4 | 16.4 | 2.8 | 0.6 |
| 27 | Wisconsin | 99,626 | 0.1 | 0.7 | 1.6 | 1.8 | 10.1 | 17.3 | 18.0 | 12.6 | 8.6 | 21.0 | 6.7 | 1.6 |
| | **West North Central:** | | | | | | | | | | | | | |
| 28 | Minnesota | 1,259,752 | (2) | 0.1 | 0.3 | 0.2 | 1.4 | 2.6 | 10.2 | 6.1 | 8.3 | 37.7 | 22.0 | 11.3 |
| 29 | Iowa[3] | 344,527 | (2) | 0.1 | 0.3 | 0.6 | 2.8 | 7.0 | 13.8 | 11.1 | 12.6 | 35.4 | 13.5 | 2.7 |
| 30 | Missouri | 1,602,229 | (2) | 0.2 | 0.6 | 0.9 | 4.0 | 8.1 | 12.0 | 11.6 | 11.3 | 34.4 | 13.2 | 3.7 |
| 31 | North Dakota | 10,203,984 | (2) | (2) | (2) | (2) | 0.1 | 0.2 | 2.0 | 0.7 | 1.4 | 25.5 | 42.4 | 27.8 |
| 32 | South Dakota | 3,922,811 | (2) | (2) | (2) | (2) | 0.1 | 0.3 | 2.2 | 0.8 | 1.8 | 23.9 | 33.3 | 37.6 |
| 33 | Nebraska | 3,915,000 | (2) | (2) | 0.1 | 0.1 | 0.8 | 1.1 | 7.5 | 3.9 | 8.1 | 30.6 | 23.9 | 23.9 |
| 34 | Kansas | 13,365,118 | (2) | (2) | 0.1 | 0.1 | 0.7 | 1.0 | 4.8 | 2.5 | 5.0 | 30.0 | 29.5 | 26.3 |
| | **South Atlantic:** | | | | | | | | | | | | | |
| 35 | Delaware | 58,234 | ..... | 0.5 | 1.2 | 2.7 | 5.8 | 15.0 | 12.3 | 12.8 | 10.6 | 29.1 | 7.2 | 2.7 |
| 36 | Maryland | 314,617 | (2) | 0.7 | 1.6 | 2.8 | 7.0 | 14.3 | 14.9 | 12.3 | 9.9 | 23.2 | 10.5 | 2.7 |
| 37 | District of Columbia | ..... | ..... | ..... | ..... | ..... | ..... | ..... | ..... | ..... | ..... | ..... | ..... | ..... |
| 38 | Virginia | 380,566 | 0.2 | 3.4 | 4.8 | 5.7 | 9.6 | 13.8 | 10.4 | 8.6 | 7.2 | 20.5 | 10.1 | 5.5 |
| 39 | West Virginia | 62,514 | 0.1 | 1.6 | 3.1 | 4.0 | 9.1 | 16.3 | 13.3 | 11.2 | 7.4 | 19.6 | 9.5 | 4.9 |
| 40 | North Carolina | 333,008 | 0.4 | 6.0 | 9.6 | 11.7 | 14.9 | 16.7 | 11.1 | 6.9 | 4.6 | 9.8 | 5.1 | 3.1 |
| 41 | South Carolina | (4) | (4) | (4) | (4) | (4) | (4) | (4) | (4) | (4) | (4) | (4) | (4) | (4) |
| 42 | Georgia | (4) | (4) | (4) | (4) | (4) | (4) | (4) | (4) | (4) | (4) | (4) | (4) | (4) |
| 43 | Florida | (***) | (***) | (***) | (***) | (***) | (***) | (***) | (***) | (***) | (***) | (***) | (***) | (***) |
| | **East South Central:** | | | | | | | | | | | | | |
| 44 | Kentucky | 276,034 | (2) | 0.8 | 2.6 | 4.0 | 8.0 | 15.0 | 12.9 | 10.6 | 7.9 | 22.4 | 11.4 | 4.4 |
| 45 | Tennessee | 241,400 | 0.3 | 4.5 | 7.0 | 8.1 | 11.8 | 16.3 | 11.6 | 8.8 | 5.9 | 16.2 | 7.4 | 2.1 |
| 46 | Alabama | (4) | (4) | (4) | (4) | (4) | (4) | (4) | (4) | (4) | (4) | (4) | (4) | (4) |
| 47 | Mississippi | (4) | (4) | (4) | (4) | (4) | (4) | (4) | (4) | (4) | (4) | (4) | (4) | (4) |
| | **West South Central:** | | | | | | | | | | | | | |
| 48 | Arkansas | 21,533 | ..... | 0.6 | 2.2 | 2.6 | 7.1 | 8.5 | 9.7 | 6.6 | 8.0 | 23.3 | 13.4 | 18.0 |
| 49 | Louisiana | (***) | (***) | (***) | (***) | (***) | (***) | (***) | (***) | (***) | (***) | (***) | (***) | (***) |
| 50 | Oklahoma | 6,314,436 | (2) | 0.1 | 0.1 | 0.1 | 0.8 | 0.9 | 9.4 | 2.3 | 5.3 | 35.4 | 27.0 | 18.5 |
| 51 | Texas | 5,685,669 | (2) | 0.1 | 0.1 | 0.2 | 0.4 | 1.1 | 3.0 | 2.4 | 2.2 | 16.5 | 26.2 | 47.9 |
| | **Mountain:** | | | | | | | | | | | | | |
| 52 | Montana | 4,642,997 | (2) | (2) | (2) | (2) | 0.2 | 0.3 | 0.9 | 0.4 | 0.7 | 6.4 | 18.6 | 72.5 |
| 53 | Idaho | 1,467,375 | (2) | 0.3 | 1.1 | 1.0 | 3.8 | 2.9 | 4.3 | 2.5 | 2.8 | 15.6 | 21.9 | 43.7 |
| 54 | Wyoming | 367,705 | (2) | 0.1 | (2) | 0.1 | 0.6 | 0.7 | 1.8 | 0.9 | 1.1 | 8.7 | 23.3 | 62.7 |
| 55 | Colorado | 2,460,335 | (2) | 0.1 | 0.1 | 0.1 | 0.3 | 0.5 | 1.9 | 0.5 | 0.7 | 9.8 | 22.2 | 63.6 |
| 56 | New Mexico | 504,358 | 0.2 | 0.7 | 0.5 | 0.2 | 0.2 | 0.2 | 1.6 | 0.2 | 0.6 | 15.9 | 24.4 | 55.2 |
| 57 | Arizona | 32,469 | 0.5 | 1.6 | 5.8 | 5.0 | 4.2 | 4.3 | 7.6 | 2.0 | 2.7 | 20.3 | 24.5 | 21.5 |
| 58 | Utah | 423,975 | 0.3 | 1.7 | 2.7 | 2.5 | 3.5 | 3.9 | 4.1 | 3.2 | 2.9 | 11.8 | 20.0 | 43.5 |
| 59 | Nevada | 16,057 | ..... | 1.4 | 5.3 | 2.1 | 9.7 | 6.2 | 5.9 | 3.7 | 3.2 | 17.7 | 7.4 | 37.5 |
| | **Pacific:** | | | | | | | | | | | | | |
| 60 | Washington | 2,628,742 | (2) | 0.1 | 0.1 | 0.1 | 0.3 | 0.4 | 0.9 | 0.5 | 0.8 | 7.7 | 19.9 | 69.3 |
| 61 | Oregon | 1,034,354 | 0.1 | 0.4 | 0.7 | 0.7 | 2.0 | 2.0 | 2.5 | 1.5 | 2.1 | 7.4 | 12.0 | 68.7 |
| 62 | California | 631,902 | (2) | 0.4 | 0.7 | 0.6 | 0.9 | 0.8 | 1.3 | 0.6 | 1.0 | 7.9 | 13.8 | 71.9 |

***Not available; separate inquiry not on questionnaire for all States. See text. [1]Totals for States for which data are available by size of farm. [2]0.05 percent or less.
[3]Winter wheat only. Spring wheat not tabulated by size of farm. [4]Not tabulated by size of farm.

237460 O - 53 - 58

## Table 35.—LAND FROM WHICH HAY WAS CUT—FARMS REPORTING AND ACRES, WITH PERCENT DISTRIBUTION OF THE NUMBER OF ACRES, BY SIZE OF FARM; BY DIVISIONS AND STATES: CENSUS OF 1950

[Data are based on reports for only a sample of farms. See text. Base data in Volume I]

| | Region, division, and State | Land from which hay was cut | | Percent distribution of acres from which hay was cut | | | | | | | | | | | |
|---|---|---|---|---|---|---|---|---|---|---|---|---|---|---|---|
| | | Farms reporting | Acres | Under 10 acres | 10-29 acres | 30-49 acres | 50-69 acres | 70-99 acres | 100-139 acres | 140-179 acres | 180-219 acres | 220-259 acres | 260-499 acres | 500-999 acres | 1,000 acres and over |
| 1 | **United States** | 2,741,915 | 66,021,167 | 0.2 | 1.4 | 2.7 | 3.1 | 7.5 | 10.2 | 11.5 | 7.6 | 6.7 | 18.7 | 11.6 | 18.9 |
| 2 | The North | 1,597,676 | 43,976,688 | 0.1 | 0.7 | 1.8 | 2.3 | 7.2 | 10.8 | 13.0 | 8.6 | 7.9 | 21.0 | 11.9 | 14.8 |
| 3 | The South | 916,432 | 12,056,498 | 0.3 | 3.4 | 6.1 | 7.0 | 10.9 | 12.9 | 10.4 | 7.4 | 5.4 | 16.1 | 10.1 | 10.1 |
| 4 | The West | 227,807 | 9,987,981 | 0.3 | 1.8 | 2.8 | 2.1 | 4.9 | 4.3 | 5.9 | 3.3 | 3.1 | 11.7 | 12.3 | 47.6 |
| | **Geographic Divisions:** | | | | | | | | | | | | | | |
| 5 | New England | 78,512 | 2,132,429 | 0.5 | 2.6 | 3.7 | 5.4 | 8.6 | 13.9 | 12.4 | 10.1 | 8.6 | 23.1 | 8.6 | 2.4 |
| 6 | Middle Atlantic | 215,394 | 5,563,398 | 0.2 | 1.7 | 2.9 | 5.5 | 10.6 | 18.7 | 1.50 | 11.5 | 8.7 | 18.4 | 5.2 | 1.6 |
| 7 | East North Central | 595,670 | 11,610,268 | 0.1 | 0.9 | 2.9 | 3.3 | 13.3 | 17.7 | 17.9 | 12.2 | 9.1 | 17.5 | 4.0 | 1.0 |
| 8 | West North Central | 708,100 | 24,670,593 | (1) | 0.3 | 0.8 | 0.7 | 3.5 | 5.5 | 10.3 | 6.2 | 7.0 | 23.0 | 17.4 | 25.3 |
| 9 | South Atlantic | 374,228 | 3,979,783 | 0.5 | 4.9 | 7.2 | 8.2 | 11.3 | 14.0 | 10.2 | 7.9 | 5.4 | 15.1 | 8.8 | 6.3 |
| 10 | East South Central | 349,103 | 4,377,516 | 0.3 | 3.7 | 7.3 | 9.2 | 13.6 | 15.6 | 10.6 | 7.6 | 5.0 | 13.1 | 7.3 | 6.8 |
| 11 | West South Central | 193,101 | 3,699,199 | 0.1 | 1.3 | 3.3 | 3.2 | 7.3 | 8.6 | 10.2 | 6.7 | 5.8 | 20.7 | 14.7 | 18.2 |
| 12 | Mountain | 123,188 | 6,600,900 | 0.2 | 1.0 | 1.7 | 1.3 | 4.2 | 3.5 | 5.7 | 2.9 | 2.9 | 11.0 | 11.7 | 53.9 |
| 13 | Pacific | 104,619 | 3,387,081 | 0.6 | 3.4 | 4.9 | 3.6 | 6.3 | 5.8 | 6.3 | 4.0 | 3.4 | 13.1 | 13.3 | 35.4 |
| | **New England:** | | | | | | | | | | | | | | |
| 14 | Maine | 25,489 | 616,055 | 0.3 | 2.1 | 4.1 | 6.6 | 11.7 | 17.3 | 12.5 | 10.5 | 7.8 | 18.4 | 6.3 | 2.3 |
| 15 | New Hampshire | 10,623 | 249,063 | 0.7 | 3.2 | 4.1 | 6.5 | 9.2 | 14.2 | 11.6 | 9.1 | 8.5 | 21.4 | 8.9 | 2.7 |
| 16 | Vermont | 17,633 | 755,115 | 0.3 | 1.2 | 1.4 | 2.6 | 4.4 | 10.2 | 12.8 | 11.3 | 9.9 | 31.4 | 11.6 | 2.8 |
| 17 | Massachusetts | 12,874 | 263,240 | 1.0 | 5.3 | 6.8 | 7.9 | 11.0 | 14.3 | 12.7 | 8.3 | 7.2 | 17.1 | 5.7 | 2.5 |
| 18 | Rhode Island | 1,316 | 22,555 | 1.0 | 5.7 | 7.3 | 9.8 | 8.6 | 13.3 | 11.2 | 7.0 | 4.8 | 16.9 | 13.5 | 0.9 |
| 19 | Connecticut | 10,577 | 226,401 | 1.0 | 4.6 | 5.7 | 6.7 | 10.7 | 16.4 | 11.9 | 8.6 | 8.5 | 17.3 | 7.4 | 1.2 |
| | **Middle Atlantic:** | | | | | | | | | | | | | | |
| 20 | New York | 97,613 | 3,224,529 | 0.2 | 1.3 | 2.1 | 4.1 | 8.2 | 16.4 | 15.1 | 12.7 | 10.0 | 22.4 | 6.4 | 1.2 |
| 21 | New Jersey | 8,879 | 220,060 | 0.3 | 1.9 | 2.7 | 4.7 | 9.0 | 18.9 | 15.3 | 11.5 | 8.9 | 17.0 | 5.1 | 4.9 |
| 22 | Pennsylvania | 108,902 | 2,118,809 | 0.3 | 2.3 | 4.1 | 7.8 | 14.5 | 22.4 | 14.9 | 9.6 | 6.7 | 12.4 | 3.2 | 1.8 |
| | **East North Central:** | | | | | | | | | | | | | | |
| 23 | Ohio | 131,203 | 2,141,572 | 0.2 | 1.6 | 3.2 | 5.1 | 14.1 | 19.6 | 17.2 | 11.1 | 8.1 | 14.6 | 3.8 | 1.3 |
| 24 | Indiana | 94,337 | 1,510,118 | 0.1 | 1.3 | 3.1 | 3.9 | 12.4 | 16.2 | 16.6 | 12.0 | 9.4 | 19.6 | 4.2 | 1.1 |
| 25 | Illinois | 111,544 | 2,014,761 | 0.1 | 0.7 | 1.5 | 1.8 | 6.6 | 11.3 | 18.2 | 13.2 | 12.2 | 26.5 | 6.7 | 1.2 |
| 26 | Michigan | 107,786 | 2,199,778 | 0.1 | 0.9 | 4.6 | 4.0 | 16.0 | 18.2 | 16.6 | 11.7 | 8.0 | 15.1 | 3.6 | 1.1 |
| 27 | Wisconsin | 150,800 | 3,744,039 | 0.1 | 0.5 | 2.3 | 2.5 | 15.1 | 20.4 | 19.5 | 12.5 | 8.5 | 15.0 | 2.9 | 0.6 |
| | **West North Central:** | | | | | | | | | | | | | | |
| 28 | Minnesota | 150,550 | 3,745,596 | 0.1 | 0.4 | 1.7 | 1.2 | 7.3 | 10.7 | 19.2 | 11.0 | 11.9 | 27.3 | 7.4 | 2.0 |
| 29 | Iowa | 152,816 | 3,045,957 | 0.1 | 0.4 | 1.0 | 0.9 | 5.7 | 11.5 | 22.8 | 13.8 | 13.5 | 24.9 | 4.5 | 0.9 |
| 30 | Missouri | 145,085 | 3,440,221 | 0.1 | 0.7 | 2.3 | 2.4 | 8.4 | 12.6 | 14.1 | 10.8 | 9.7 | 25.9 | 9.5 | 3.6 |
| 31 | North Dakota | 52,460 | 3,431,279 | (1) | (1) | 0.1 | 0.1 | 0.1 | 0.2 | 1.8 | 0.8 | 1.3 | 22.1 | 39.7 | 33.9 |
| 32 | South Dakota | 53,718 | 4,395,919 | (1) | 0.1 | 0.1 | 0.1 | 0.3 | 0.5 | 2.3 | 1.2 | 2.4 | 18.7 | 25.3 | 49.1 |
| 33 | Nebraska | 77,869 | 4,636,054 | (1) | 0.1 | 0.2 | 0.2 | 0.9 | 1.2 | 5.8 | 2.8 | 4.6 | 16.5 | 14.4 | 53.2 |
| 34 | Kansas | 75,602 | 1,975,567 | 0.1 | 0.4 | 0.7 | 0.8 | 3.1 | 3.9 | 10.6 | 6.3 | 9.1 | 33.6 | 20.4 | 11.1 |
| | **South Atlantic:** | | | | | | | | | | | | | | |
| 35 | Delaware | 3,663 | 60,729 | 0.1 | 1.4 | 2.9 | 4.0 | 7.3 | 14.6 | 16.6 | 11.5 | 12.4 | 20.6 | 5.7 | 2.8 |
| 36 | Maryland | 21,197 | 415,402 | 0.2 | 1.8 | 3.0 | 4.3 | 8.2 | 16.1 | 14.2 | 11.6 | 9.0 | 20.0 | 7.9 | 3.6 |
| 37 | District of Columbia[2] | 7 | 194 | (*) | (*) | (*) | (*) | (*) | (*) | (*) | (*) | (*) | (*) | (*) | (*) |
| 38 | Virginia | 83,459 | 1,152,829 | 0.5 | 3.7 | 4.9 | 6.4 | 9.6 | 13.1 | 10.0 | 8.4 | 6.0 | 18.8 | 11.8 | 6.8 |
| 39 | West Virginia | 54,138 | 737,675 | 0.7 | 3.3 | 5.4 | 7.5 | 12.9 | 16.4 | 11.8 | 9.0 | 5.9 | 15.4 | 7.4 | 4.3 |
| 40 | North Carolina | 130,427 | 882,763 | 0.7 | 9.5 | 13.1 | 13.0 | 14.5 | 14.7 | 8.6 | 6.2 | 3.4 | 8.8 | 4.5 | 3.2 |
| 41 | South Carolina | 44,016 | 379,627 | 0.6 | 7.3 | 9.8 | 9.6 | 11.2 | 10.1 | 7.8 | 5.3 | 3.5 | 13.4 | 11.0 | 10.7 |
| 42 | Georgia | 35,692 | 331,155 | 0.2 | 3.1 | 6.6 | 7.8 | 9.9 | 12.3 | 8.7 | 6.4 | 4.1 | 13.8 | 11.5 | 15.4 |
| 43 | Florida | 1,636 | 19,603 | 0.5 | 2.6 | 3.3 | 3.6 | 4.5 | 5.4 | 2.9 | 3.0 | 5.3 | 12.0 | 25.7 | 31.3 |
| | **East South Central:** | | | | | | | | | | | | | | |
| 44 | Kentucky | 118,893 | 1,674,960 | 0.3 | 2.7 | 5.8 | 8.9 | 14.6 | 19.0 | 12.5 | 9.4 | 5.8 | 14.0 | 5.1 | 2.0 |
| 45 | Tennessee | 122,610 | 1,656,405 | 0.5 | 4.9 | 8.6 | 11.1 | 15.0 | 16.2 | 11.0 | 7.7 | 5.1 | 12.7 | 5.0 | 2.2 |
| 46 | Alabama | 46,848 | 416,228 | 0.2 | 3.4 | 8.5 | 6.9 | 9.8 | 8.5 | 5.9 | 4.8 | 2.7 | 11.5 | 13.5 | 24.2 |
| 47 | Mississippi | 60,752 | 629,923 | 0.2 | 3.3 | 7.2 | 6.3 | 9.7 | 9.5 | 7.9 | 4.4 | 3.8 | 13.0 | 14.6 | 19.8 |
| | **West South Central:** | | | | | | | | | | | | | | |
| 48 | Arkansas | 69,119 | 1,009,737 | 0.1 | 1.9 | 6.4 | 5.5 | 12.6 | 13.3 | 11.4 | 8.2 | 6.1 | 15.4 | 9.2 | 9.8 |
| 49 | Louisiana | 16,915 | 265,808 | 0.2 | 3.2 | 6.7 | 4.7 | 6.0 | 4.6 | 4.7 | 5.0 | 2.8 | 12.9 | 16.3 | 32.9 |
| 50 | Oklahoma | 47,432 | 1,176,834 | 0.1 | 0.5 | 1.5 | 1.5 | 5.0 | 6.1 | 12.8 | 5.9 | 7.1 | 27.3 | 16.8 | 15.5 |
| 51 | Texas | 59,635 | 1,246,820 | 0.1 | 1.0 | 1.9 | 2.5 | 5.3 | 8.0 | 7.9 | 6.6 | 5.0 | 20.3 | 17.0 | 24.3 |
| | **Mountain:** | | | | | | | | | | | | | | |
| 52 | Montana | 24,122 | 1,880,253 | (1) | 0.2 | 0.4 | 0.2 | 1.1 | 1.4 | 3.0 | 1.7 | 1.6 | 8.2 | 11.8 | 70.4 |
| 53 | Idaho | 30,734 | 1,047,569 | 0.2 | 1.2 | 4.0 | 2.9 | 11.4 | 7.9 | 9.7 | 4.9 | 5.0 | 15.7 | 12.0 | 25.2 |
| 54 | Wyoming | 9,557 | 1,059,120 | (1) | 0.1 | 0.2 | 0.2 | 0.9 | 1.3 | 3.1 | 1.5 | 1.7 | 8.4 | 10.2 | 72.4 |
| 55 | Colorado | 25,957 | 1,390,308 | 0.2 | 0.7 | 1.0 | 0.7 | 3.2 | 3.1 | 8.1 | 3.0 | 3.8 | 13.8 | 13.3 | 49.2 |
| 56 | New Mexico | 9,663 | 186,665 | 2.2 | 7.6 | 4.8 | 4.0 | 5.2 | 4.5 | 5.7 | 3.3 | 3.6 | 10.3 | 10.5 | 38.3 |
| 57 | Arizona | 3,224 | 163,744 | 0.5 | 2.1 | 4.1 | 2.5 | 6.0 | 3.0 | 7.6 | 4.1 | 5.0 | 10.9 | 18.0 | 36.3 |
| 58 | Utah | 17,489 | 513,882 | 0.5 | 3.5 | 5.8 | 5.4 | 9.5 | 9.0 | 8.4 | 6.0 | 3.6 | 13.3 | 9.3 | 25.7 |
| 59 | Nevada | 2,442 | 359,359 | 0.1 | 0.5 | 1.4 | 0.5 | 3.1 | 1.3 | 2.5 | 2.0 | 1.4 | 5.3 | 10.2 | 71.7 |
| | **Pacific:** | | | | | | | | | | | | | | |
| 60 | Washington | 39,655 | 781,342 | 1.1 | 5.6 | 7.3 | 5.4 | 9.2 | 7.5 | 9.0 | 4.8 | 4.3 | 14.2 | 11.5 | 20.3 |
| 61 | Oregon | 30,637 | 939,152 | 0.6 | 2.5 | 3.8 | 2.8 | 5.9 | 5.0 | 5.9 | 3.4 | 2.9 | 9.8 | 8.8 | 48.7 |
| 62 | California | 34,327 | 1,666,587 | 0.4 | 2.9 | 4.3 | 3.3 | 5.1 | 5.4 | 5.2 | 4.0 | 3.3 | 14.4 | 16.7 | 35.0 |

* Not available. [1] 0.05 percent or less. [2] Data for District of Columbia not included in totals.

## Table 36.—EXPENDITURES FOR MACHINE HIRE—FARMS REPORTING AND AMOUNT, WITH PERCENT DISTRIBUTION OF THE AMOUNT, BY SIZE OF FARM, BY DIVISIONS AND STATES: CENSUS OF 1950

[Data are based on reports for only a sample of farms. See text. Base data in Volume I]

| | Region, division, and State | Expenditures for machine hire | | Percent distribution of expenditures for machine hire | | | | | | | | | | | |
|---|---|---|---|---|---|---|---|---|---|---|---|---|---|---|---|
| | | Farms reporting | Dollars | Under 10 acres | 10-29 acres | 30-49 acres | 50-69 acres | 70-99 acres | 100-139 acres | 140-179 acres | 180-219 acres | 220-259 acres | 260-499 acres | 500-999 acres | 1,000 acres and over |
| 1 | United States | 2,757,864 | 611,623,456 | 1.2 | 4.4 | 4.5 | 4.0 | 8.4 | 10.1 | 12.7 | 7.2 | 6.5 | 18.3 | 10.2 | 12.6 |
| 2 | The North | 1,437,819 | 296,641,035 | 0.6 | 1.6 | 2.5 | 3.0 | 9.3 | 12.6 | 17.2 | 9.7 | 9.0 | 20.6 | 7.8 | 6.0 |
| 3 | The South | 1,088,758 | 208,737,035 | 1.3 | 7.1 | 6.5 | 5.6 | 7.5 | 8.8 | 9.0 | 5.5 | 4.7 | 17.6 | 12.5 | 13.9 |
| 4 | The West | 231,287 | 106,245,386 | 2.5 | 6.8 | 5.9 | 3.6 | 7.6 | 5.7 | 7.2 | 3.3 | 3.1 | 12.9 | 12.7 | 28.5 |
| | **Geographic Divisions:** | | | | | | | | | | | | | | |
| 5 | New England | 37,055 | 5,601,683 | 2.8 | 5.6 | 6.0 | 6.2 | 10.0 | 14.3 | 14.0 | 8.8 | 7.4 | 18.0 | 5.2 | 1.7 |
| 6 | Middle Atlantic | 161,961 | 26,650,284 | 1.6 | 4.6 | 5.0 | 8.5 | 14.2 | 21.3 | 14.0 | 9.6 | 6.4 | 11.4 | 2.7 | 0.7 |
| 7 | East North Central | 585,795 | 104,986,083 | 0.7 | 1.9 | 3.6 | 4.3 | 14.2 | 17.6 | 18.1 | 11.5 | 8.7 | 15.7 | 3.1 | 0.6 |
| 8 | West North Central | 653,008 | 159,402,985 | 0.3 | 0.8 | 1.3 | 1.2 | 5.2 | 7.8 | 17.2 | 8.6 | 9.7 | 25.6 | 11.7 | 10.5 |
| 9 | South Atlantic | 411,340 | 49,164,582 | 1.8 | 10.2 | 11.8 | 10.6 | 11.4 | 12.2 | 8.2 | 6.0 | 4.5 | 11.2 | 6.4 | 5.8 |
| 10 | East South Central | 362,473 | 44,443,983 | 2.7 | 14.8 | 10.1 | 8.3 | 10.9 | 11.0 | 7.4 | 5.4 | 3.6 | 10.2 | 7.4 | 8.3 |
| 11 | West South Central | 314,945 | 115,128,470 | 0.6 | 2.9 | 2.8 | 2.3 | 4.5 | 6.6 | 10.0 | 5.4 | 5.2 | 23.2 | 17.0 | 19.5 |
| 12 | Mountain | 107,429 | 47,544,084 | 0.9 | 2.4 | 3.9 | 2.5 | 8.2 | 5.4 | 8.3 | 3.2 | 3.2 | 13.3 | 13.9 | 34.8 |
| 13 | Pacific | 123,858 | 58,701,302 | 3.9 | 10.3 | 7.6 | 4.5 | 7.1 | 6.0 | 6.4 | 3.3 | 3.1 | 12.7 | 11.8 | 23.3 |
| | **New England:** | | | | | | | | | | | | | | |
| 14 | Maine | 10,793 | 1,447,101 | 1.3 | 2.5 | 3.9 | 5.1 | 9.9 | 15.5 | 16.3 | 8.9 | 7.6 | 21.7 | 5.3 | 2.1 |
| 15 | New Hampshire | 4,447 | 482,993 | 3.1 | 7.0 | 6.2 | 7.9 | 10.7 | 11.4 | 8.8 | 9.3 | 9.9 | 15.4 | 8.2 | 2.2 |
| 16 | Vermont | 8,099 | 1,118,720 | 1.0 | 3.3 | 2.0 | 3.3 | 5.3 | 10.4 | 14.8 | 11.5 | 9.3 | 29.6 | 7.6 | 1.9 |
| 17 | Massachusetts | 7,224 | 1,185,737 | 6.7 | 10.3 | 11.0 | 8.4 | 11.7 | 14.4 | 11.7 | 5.6 | 5.0 | 9.1 | 3.8 | 2.3 |
| 18 | Rhode Island | 741 | 140,452 | 3.0 | 9.7 | 7.1 | 6.0 | 21.9 | 13.7 | 21.6 | 3.5 | 7.1 | 5.7 | 0.4 | 0.3 |
| 19 | Connecticut | 5,751 | 1,226,680 | 2.3 | 5.8 | 7.1 | 7.3 | 11.0 | 17.5 | 14.1 | 9.9 | 6.6 | 14.2 | 3.8 | 0.3 |
| | **Middle Atlantic:** | | | | | | | | | | | | | | |
| 20 | New York | 68,127 | 11,260,715 | 1.5 | 2.9 | 3.9 | 5.8 | 11.2 | 19.2 | 14.7 | 11.8 | 8.9 | 15.6 | 3.7 | 0.8 |
| 21 | New Jersey | 9,714 | 2,219,342 | 3.8 | 11.3 | 5.7 | 8.1 | 13.2 | 17.3 | 12.9 | 9.0 | 5.1 | 10.0 | 2.3 | 1.4 |
| 22 | Pennsylvania | 84,120 | 13,170,227 | 1.3 | 4.9 | 5.9 | 11.0 | 17.0 | 23.8 | 13.6 | 7.8 | 4.5 | 8.0 | 1.8 | 0.4 |
| | **East North Central:** | | | | | | | | | | | | | | |
| 23 | Ohio | 121,901 | 19,882,420 | 1.1 | 3.0 | 4.7 | 6.9 | 17.1 | 20.4 | 16.7 | 10.3 | 6.7 | 10.4 | 2.2 | 0.4 |
| 24 | Indiana | 101,463 | 19,035,936 | 0.8 | 2.5 | 4.2 | 5.0 | 13.9 | 17.2 | 16.9 | 11.2 | 8.1 | 15.9 | 3.5 | 0.6 |
| 25 | Illinois | 129,872 | 30,996,986 | 0.6 | 1.2 | 1.7 | 1.8 | 8.0 | 12.6 | 19.9 | 13.2 | 12.1 | 23.2 | 4.9 | 1.0 |
| 26 | Michigan | 100,836 | 19,473,567 | 0.6 | 2.1 | 6.2 | 6.6 | 19.9 | 19.3 | 16.3 | 9.9 | 6.6 | 10.7 | 1.5 | 0.3 |
| 27 | Wisconsin | 131,723 | 19,597,174 | 0.4 | 1.1 | 3.0 | 3.2 | 16.7 | 21.6 | 19.4 | 11.4 | 7.7 | 12.8 | 2.2 | 0.5 |
| | **West North Central:** | | | | | | | | | | | | | | |
| 28 | Minnesota | 137,519 | 28,041,995 | 0.2 | 0.7 | 1.4 | 1.4 | 7.0 | 11.3 | 24.7 | 11.6 | 13.1 | 23.5 | 3.9 | 1.0 |
| 29 | Iowa | 158,216 | 37,352,067 | 0.3 | 0.8 | 1.3 | 1.2 | 7.2 | 12.4 | 26.5 | 13.1 | 12.5 | 21.4 | 2.9 | 0.4 |
| 30 | Missouri | 115,683 | 22,891,512 | 0.5 | 2.2 | 3.6 | 2.9 | 9.3 | 12.7 | 13.9 | 10.7 | 9.4 | 23.5 | 8.4 | 2.9 |
| 31 | North Dakota | 38,165 | 11,444,667 | 0.1 | 0.2 | 0.2 | 0.1 | 0.5 | 0.5 | 5.6 | 1.5 | 2.6 | 35.0 | 34.8 | 18.9 |
| 32 | South Dakota | 46,594 | 13,484,058 | 0.1 | 0.4 | 0.3 | 0.4 | 1.5 | 1.7 | 11.4 | 3.7 | 6.9 | 32.5 | 18.0 | 23.1 |
| 33 | Nebraska | 75,829 | 19,350,027 | 0.4 | 0.6 | 0.6 | 0.6 | 3.1 | 3.6 | 15.4 | 6.7 | 10.9 | 27.9 | 14.4 | 15.6 |
| 34 | Kansas | 81,002 | 26,838,659 | 0.3 | 0.4 | 0.6 | 0.7 | 2.5 | 2.8 | 8.5 | 4.1 | 6.4 | 25.9 | 20.1 | 27.7 |
| | **South Atlantic:** | | | | | | | | | | | | | | |
| 35 | Delaware | 3,987 | 862,550 | 0.6 | 3.5 | 6.5 | 8.9 | 11.0 | 18.9 | 15.7 | 9.7 | 7.4 | 13.3 | 3.2 | 1.4 |
| 36 | Maryland | 18,759 | 3,790,231 | 1.2 | 2.8 | 4.9 | 5.9 | 10.9 | 16.6 | 13.7 | 11.3 | 8.7 | 17.8 | 4.7 | 1.4 |
| 37 | District of Columbia | ..... | ..... | ..... | ..... | ..... | ..... | ..... | ..... | ..... | ..... | ..... | ..... | ..... | ..... |
| 38 | Virginia | 54,147 | 5,992,497 | 2.0 | 6.7 | 6.4 | 7.2 | 10.1 | 12.9 | 10.4 | 7.7 | 6.1 | 16.9 | 9.3 | 4.1 |
| 39 | West Virginia | 18,965 | 1,357,801 | 3.0 | 7.5 | 6.8 | 6.9 | 9.2 | 12.5 | 8.5 | 8.4 | 6.7 | 19.1 | 7.1 | 4.2 |
| 40 | North Carolina | 135,978 | 12,590,035 | 2.1 | 15.4 | 16.9 | 13.8 | 13.6 | 12.1 | 7.1 | 4.5 | 2.9 | 6.4 | 3.5 | 1.6 |
| 41 | South Carolina | 66,257 | 6,426,840 | 1.6 | 14.9 | 15.3 | 10.8 | 10.5 | 9.6 | 7.3 | 4.4 | 3.1 | 9.1 | 7.1 | 6.2 |
| 42 | Georgia | 93,209 | 12,258,326 | 0.7 | 5.2 | 11.1 | 11.9 | 12.1 | 14.0 | 8.1 | 6.0 | 4.8 | 12.1 | 7.4 | 6.5 |
| 43 | Florida | 20,038 | 5,886,302 | 3.9 | 14.5 | 10.1 | 8.4 | 8.5 | 6.7 | 4.4 | 4.5 | 3.4 | 9.3 | 7.9 | 18.5 |
| | **East South Central:** | | | | | | | | | | | | | | |
| 44 | Kentucky | 73,175 | 9,600,532 | 1.6 | 5.0 | 5.5 | 8.3 | 13.4 | 18.0 | 11.8 | 9.3 | 5.6 | 14.8 | 4.6 | 2.1 |
| 45 | Tennessee | 86,752 | 9,529,170 | 2.1 | 8.6 | 10.2 | 10.5 | 13.6 | 14.9 | 10.0 | 7.3 | 5.0 | 11.3 | 4.7 | 1.9 |
| 46 | Alabama | 89,261 | 9,347,868 | 1.3 | 8.1 | 15.3 | 11.8 | 14.5 | 11.3 | 6.4 | 4.4 | 2.5 | 9.3 | 6.8 | 8.3 |
| 47 | Mississippi | 113,285 | 15,966,413 | 4.6 | 28.3 | 9.8 | 4.9 | 5.7 | 4.2 | 3.8 | 2.4 | 2.2 | 7.3 | 11.0 | 15.9 |
| | **West South Central:** | | | | | | | | | | | | | | |
| 48 | Arkansas | 61,682 | 13,253,256 | 1.9 | 10.6 | 10.7 | 6.2 | 11.2 | 10.5 | 7.2 | 4.9 | 5.5 | 12.0 | 10.2 | 9.2 |
| 49 | Louisiana | 34,483 | 6,212,655 | 2.0 | 14.1 | 11.9 | 6.3 | 7.6 | 8.6 | 5.3 | 3.7 | 4.0 | 12.4 | 10.1 | 14.0 |
| 50 | Oklahoma | 63,515 | 21,490,522 | 0.2 | 0.4 | 1.0 | 0.9 | 3.4 | 4.3 | 14.7 | 5.1 | 6.9 | 30.3 | 18.4 | 14.3 |
| 51 | Texas | 155,265 | 74,172,037 | 0.3 | 1.2 | 1.2 | 1.7 | 3.3 | 6.4 | 9.5 | 5.8 | 4.8 | 24.0 | 18.4 | 23.3 |
| | **Mountain:** | | | | | | | | | | | | | | |
| 52 | Montana | 16,682 | 5,869,935 | 0.4 | 0.6 | 0.6 | 0.5 | 2.4 | 2.4 | 4.7 | 2.2 | 2.6 | 10.9 | 15.6 | 57.0 |
| 53 | Idaho | 25,849 | 8,510,612 | 0.9 | 2.8 | 7.5 | 5.1 | 20.1 | 11.6 | 11.2 | 5.1 | 3.6 | 13.2 | 7.4 | 11.5 |
| 54 | Wyoming | 6,511 | 2,515,572 | 0.2 | 0.6 | 1.1 | 0.5 | 2.7 | 4.6 | 6.6 | 3.4 | 2.5 | 12.3 | 15.1 | 50.2 |
| 55 | Colorado | 26,995 | 13,490,748 | 0.9 | 1.6 | 1.8 | 0.9 | 5.2 | 3.8 | 10.5 | 2.7 | 3.0 | 13.6 | 15.2 | 40.8 |
| 56 | New Mexico | 9,251 | 4,341,803 | 1.2 | 4.0 | 3.8 | 2.6 | 7.1 | 4.6 | 8.1 | 2.8 | 3.7 | 16.2 | 14.9 | 31.2 |
| 57 | Arizona | 4,958 | 8,158,405 | 0.7 | 2.2 | 3.4 | 1.6 | 5.4 | 2.8 | 5.5 | 2.0 | 3.2 | 15.2 | 19.4 | 38.7 |
| 58 | Utah | 15,873 | 3,884,695 | 2.0 | 7.4 | 10.2 | 8.8 | 11.9 | 9.6 | 7.2 | 5.7 | 3.1 | 9.8 | 7.6 | 16.7 |
| 59 | Nevada | 1,310 | 772,314 | 0.6 | 1.9 | 8.6 | 2.3 | 5.9 | 1.7 | 5.6 | 2.4 | 3.8 | 11.6 | 14.3 | 41.5 |
| | **Pacific:** | | | | | | | | | | | | | | |
| 60 | Washington | 31,019 | 7,096,773 | 4.5 | 13.3 | 10.1 | 5.5 | 9.6 | 7.1 | 7.7 | 4.4 | 3.4 | 12.7 | 9.0 | 12.6 |
| 61 | Oregon | 27,866 | 6,654,270 | 3.9 | 7.8 | 7.7 | 5.7 | 8.8 | 9.5 | 8.9 | 4.4 | 4.7 | 11.7 | 8.8 | 17.9 |
| 62 | California | 64,973 | 44,950,259 | 3.8 | 10.2 | 7.2 | 4.2 | 6.4 | 5.3 | 5.8 | 3.0 | 2.8 | 12.8 | 12.6 | 25.8 |

## Table 37.—FAMILY WORKERS—FARMS REPORTING AND NUMBER, WITH PERCENTAGES

[Data are based on reports for only a sample of farms.

| | Region, division, and State | Family workers | | | | Percent of farms in each size-of-farm group reporting unpaid members of operator's family | | | | | | | | |
|---|---|---|---|---|---|---|---|---|---|---|---|---|---|---|
| | | Total (operators and unpaid members of operator's family) | | Unpaid members | | All farms | Under 10 acres | 10-29 acres | 30-49 acres | 50-69 acres | 70-99 acres | 100-139 acres | 140-179 acres | 180-219 acres |
| | | Farms reporting | Number | Farms reporting | Number | | | | | | | | | |
| 1 | United States | 4,470,603 | 6,982,795 | 1,847,973 | 2,736,723 | 34.4 | 20.3 | 25.1 | 31.4 | 33.6 | 36.2 | 39.5 | 40.7 | 42.4 |
| 2 | The North | 1,948,729 | 3,115,890 | 847,998 | 1,243,720 | 37.4 | 18.3 | 21.3 | 26.8 | 30.7 | 36.3 | 40.8 | 42.3 | 44.4 |
| 3 | The South | 2,140,543 | 3,291,581 | 852,570 | 1,282,678 | 32.2 | 19.4 | 26.1 | 33.3 | 34.9 | 36.3 | 38.3 | 38.3 | 39.5 |
| 4 | The West | 381,331 | 575,324 | 147,405 | 210,325 | 31.9 | 26.9 | 26.5 | 31.2 | 33.4 | 35.0 | 35.4 | 36.8 | 36.8 |
| | **Geographic Divisions:** | | | | | | | | | | | | | |
| 5 | New England | 79,338 | 112,050 | 26,816 | 37,069 | 26.0 | 20.5 | 21.8 | 24.4 | 23.3 | 24.6 | 28.1 | 28.0 | 32.0 |
| 6 | Middle Atlantic | 245,754 | 388,651 | 105,788 | 155,207 | 35.7 | 23.5 | 25.8 | 30.4 | 33.9 | 37.3 | 41.9 | 44.0 | 44.2 |
| 7 | East North Central | 754,151 | 1,177,658 | 316,581 | 454,305 | 35.8 | 15.9 | 19.7 | 25.8 | 30.1 | 37.6 | 41.6 | 43.3 | 44.1 |
| 8 | West North Central | 869,486 | 1,437,531 | 398,813 | 597,139 | 40.6 | 17.1 | 20.2 | 26.9 | 31.2 | 35.1 | 40.9 | 42.0 | 45.7 |
| 9 | South Atlantic | 771,645 | 1,229,839 | 328,862 | 510,945 | 34.3 | 21.5 | 29.4 | 36.2 | 37.6 | 39.0 | 40.3 | 40.6 | 41.4 |
| 10 | East South Central | 734,945 | 1,101,901 | 275,812 | 412,481 | 30.2 | 16.5 | 23.8 | 32.1 | 33.1 | 35.5 | 37.8 | 38.3 | 39.2 |
| 11 | West South Central | 633,953 | 959,841 | 247,896 | 359,252 | 31.8 | 20.3 | 24.2 | 30.6 | 32.8 | 34.0 | 36.3 | 36.6 | 37.8 |
| 12 | Mountain | 166,147 | 261,368 | 67,868 | 101,912 | 34.8 | 24.2 | 27.3 | 31.8 | 35.5 | 36.4 | 37.9 | 38.4 | 41.1 |
| 13 | Pacific | 215,184 | 313,956 | 79,537 | 108,413 | 29.8 | 27.8 | 26.3 | 30.9 | 32.3 | 33.7 | 33.2 | 34.6 | 32.3 |
| | **New England:** | | | | | | | | | | | | | |
| 14 | Maine | 22,871 | 30,470 | 6,622 | 8,786 | 21.8 | 14.3 | 14.4 | 17.8 | 17.5 | 20.7 | 22.8 | 23.5 | 27.3 |
| 15 | New Hampshire | 10,424 | 14,226 | 3,324 | 4,458 | 24.8 | 17.5 | 24.2 | 21.8 | 23.2 | 24.7 | 28.7 | 28.1 | 33.0 |
| 16 | Vermont | 15,449 | 23,193 | 5,810 | 8,489 | 30.5 | 13.1 | 16.4 | 18.7 | 22.7 | 24.6 | 33.3 | 32.5 | 38.1 |
| 17 | Massachusetts | 16,586 | 23,861 | 5,978 | 8,291 | 26.9 | 23.7 | 24.1 | 29.1 | 28.9 | 26.6 | 30.9 | 27.0 | 29.6 |
| 18 | Rhode Island | 2,022 | 2,937 | 715 | 1,050 | 27.4 | 21.3 | 28.7 | 31.6 | 26.0 | 37.2 | 22.2 | 34.5 | 26.3 |
| 19 | Connecticut | 11,986 | 17,363 | 4,367 | 5,995 | 28.0 | 22.6 | 24.6 | 30.6 | 28.6 | 30.5 | 33.1 | 32.0 | 33.4 |
| | **Middle Atlantic:** | | | | | | | | | | | | | |
| 20 | New York | 103,241 | 154,409 | 39,781 | 55,468 | 31.9 | 19.5 | 20.0 | 24.0 | 26.6 | 30.3 | 35.3 | 38.3 | 41.4 |
| 21 | New Jersey | 20,529 | 32,594 | 9,480 | 13,114 | 38.3 | 36.8 | 41.3 | 41.1 | 34.3 | 41.3 | 38.8 | 40.9 | 35.1 |
| 22 | Pennsylvania | 121,984 | 201,648 | 56,527 | 86,625 | 38.5 | 20.9 | 25.1 | 32.8 | 38.6 | 41.7 | 47.8 | 50.4 | 49.0 |
| | **East North Central:** | | | | | | | | | | | | | |
| 23 | Ohio | 167,729 | 257,499 | 67,950 | 97,354 | 34.1 | 16.9 | 20.3 | 26.0 | 30.3 | 38.2 | 40.4 | 44.8 | 43.5 |
| 24 | Indiana | 139,561 | 210,033 | 54,378 | 76,374 | 32.6 | 14.1 | 19.8 | 25.5 | 28.4 | 35.1 | 38.7 | 40.2 | 41.4 |
| 25 | Illinois | 168,924 | 250,124 | 62,293 | 86,945 | 31.9 | 16.3 | 19.1 | 24.5 | 27.3 | 28.9 | 32.7 | 35.9 | 36.4 |
| 26 | Michigan | 126,782 | 190,717 | 49,106 | 70,012 | 31.6 | 13.9 | 17.1 | 23.5 | 24.8 | 31.8 | 36.8 | 39.7 | 44.4 |
| 27 | Wisconsin | 151,155 | 269,285 | 82,854 | 123,620 | 49.1 | 19.1 | 23.6 | 31.7 | 43.0 | 49.5 | 54.2 | 55.1 | 56.1 |
| | **West North Central:** | | | | | | | | | | | | | |
| 28 | Minnesota | 161,729 | 277,047 | 79,944 | 121,195 | 44.6 | 19.4 | 22.9 | 28.6 | 38.7 | 40.5 | 47.5 | 46.5 | 50.1 |
| 29 | Iowa | 185,270 | 296,194 | 78,722 | 115,739 | 38.7 | 14.7 | 19.0 | 26.1 | 28.3 | 32.8 | 39.5 | 40.6 | 44.2 |
| 30 | Missouri | 195,429 | 305,595 | 84,079 | 118,512 | 36.6 | 17.7 | 20.1 | 27.0 | 31.0 | 34.4 | 39.1 | 43.2 | 45.7 |
| 31 | North Dakota | 56,111 | 99,742 | 26,888 | 45,590 | 41.2 | 14.0 | 13.6 | 18.4 | 14.6 | 17.7 | 24.6 | 21.7 | 37.4 |
| 32 | South Dakota | 60,239 | 101,819 | 27,907 | 43,452 | 42.1 | 15.9 | 19.2 | 22.9 | 26.8 | 25.2 | 27.6 | 34.3 | 37.2 |
| 33 | Nebraska | 96,595 | 167,056 | 47,953 | 73,027 | 44.7 | 19.1 | 20.4 | 24.1 | 32.1 | 32.0 | 37.9 | 43.7 | 47.2 |
| 34 | Kansas | 114,113 | 190,078 | 53,320 | 79,624 | 40.6 | 16.5 | 20.3 | 27.8 | 26.7 | 34.7 | 39.6 | 40.8 | 43.3 |
| | **South Atlantic:** | | | | | | | | | | | | | |
| 35 | Delaware | 5,623 | 8,357 | 2,284 | 3,086 | 30.6 | 17.9 | 23.9 | 31.1 | 28.6 | 40.0 | 30.5 | 38.3 | 35.9 |
| 36 | Maryland | 29,770 | 46,544 | 12,731 | 18,594 | 35.2 | 23.7 | 28.5 | 33.4 | 38.1 | 37.5 | 43.8 | 44.1 | 40.5 |
| 37 | District of Columbia[1] | 26 | 36 | 5 | 10 | 17.9 | (*) | (*) | (*) | (*) | (*) | (*) | (*) | (*) |
| 38 | Virginia | 119,324 | 176,023 | 45,473 | 65,370 | 30.1 | 19.3 | 23.6 | 28.8 | 31.8 | 34.9 | 36.7 | 39.4 | 39.9 |
| 39 | West Virginia | 62,576 | 92,482 | 24,845 | 35,558 | 30.5 | 19.3 | 23.1 | 27.1 | 29.8 | 34.3 | 35.4 | 37.3 | 39.7 |
| 40 | North Carolina | 236,225 | 379,885 | 100,371 | 158,737 | 34.8 | 19.8 | 29.6 | 38.2 | 38.9 | 40.2 | 43.3 | 40.7 | 43.5 |
| 41 | South Carolina | 114,916 | 198,027 | 54,349 | 91,525 | 39.0 | 26.2 | 36.8 | 44.8 | 44.6 | 42.6 | 43.2 | 39.8 | 40.9 |
| 42 | Georgia | 161,928 | 263,313 | 70,785 | 111,293 | 35.7 | 21.5 | 27.6 | 35.1 | 39.2 | 41.4 | 40.3 | 42.8 | 43.3 |
| 43 | Florida | 41,283 | 65,208 | 18,024 | 26,782 | 31.7 | 26.6 | 28.5 | 32.0 | 31.3 | 36.3 | 42.3 | 38.9 | 37.9 |
| | **East South Central:** | | | | | | | | | | | | | |
| 44 | Kentucky | 175,542 | 254,003 | 61,347 | 89,326 | 28.1 | 15.5 | 21.3 | 26.2 | 28.2 | 30.4 | 35.2 | 36.8 | 38.7 |
| 45 | Tennessee | 184,407 | 266,497 | 64,670 | 93,252 | 27.9 | 16.6 | 20.1 | 27.0 | 29.0 | 33.4 | 36.7 | 36.5 | 39.6 |
| 46 | Alabama | 172,352 | 273,888 | 73,679 | 112,999 | 34.9 | 21.3 | 30.5 | 35.5 | 39.3 | 39.9 | 41.8 | 41.2 | 39.2 |
| 47 | Mississippi | 202,644 | 307,513 | 76,116 | 116,904 | 30.3 | 13.9 | 23.5 | 36.6 | 38.0 | 39.4 | 39.6 | 39.8 | 39.4 |
| | **West South Central:** | | | | | | | | | | | | | |
| 48 | Arkansas | 149,531 | 220,221 | 55,038 | 78,485 | 30.2 | 17.3 | 20.4 | 30.5 | 32.5 | 35.8 | 37.9 | 38.9 | 40.6 |
| 49 | Louisiana | 98,907 | 147,452 | 36,355 | 53,853 | 29.3 | 20.8 | 27.6 | 33.9 | 36.1 | 32.4 | 31.8 | 31.4 | 29.6 |
| 50 | Oklahoma | 119,958 | 191,585 | 53,467 | 78,105 | 37.6 | 23.7 | 25.0 | 29.9 | 33.8 | 33.8 | 36.9 | 39.7 | 44.1 |
| 51 | Texas | 265,557 | 400,583 | 103,036 | 148,809 | 31.1 | 21.0 | 24.3 | 27.9 | 31.5 | 33.1 | 36.1 | 33.9 | 35.5 |
| | **Mountain:** | | | | | | | | | | | | | |
| 52 | Montana | 29,444 | 45,651 | 11,576 | 17,298 | 33.0 | 20.0 | 25.8 | 29.3 | 25.5 | 32.2 | 38.8 | 31.7 | 44.3 |
| 53 | Idaho | 35,493 | 54,169 | 13,564 | 19,919 | 33.6 | 20.4 | 23.5 | 30.6 | 34.5 | 35.9 | 36.9 | 38.9 | 38.6 |
| 54 | Wyoming | 11,175 | 18,236 | 4,993 | 7,446 | 39.6 | 20.6 | 27.8 | 29.3 | 25.0 | 34.9 | 31.8 | 42.7 | 53.2 |
| 55 | Colorado | 39,466 | 64,924 | 17,746 | 26,913 | 39.0 | 26.9 | 31.7 | 38.1 | 37.2 | 39.9 | 37.6 | 39.6 | 39.9 |
| 56 | New Mexico | 18,672 | 29,015 | 7,450 | 11,504 | 31.7 | 25.7 | 26.1 | 31.1 | 30.0 | 36.0 | 37.4 | 34.8 | 31.5 |
| 57 | Arizona | 8,283 | 12,225 | 2,967 | 4,347 | 28.5 | 26.7 | 30.7 | 33.5 | 32.8 | 30.3 | 20.5 | 29.0 | 32.5 |
| 58 | Utah | 21,075 | 33,060 | 8,382 | 12,808 | 34.6 | 24.2 | 25.8 | 28.8 | 41.2 | 37.8 | 44.3 | 49.2 | 45.3 |
| 59 | Nevada | 2,539 | 4,088 | 1,190 | 1,677 | 38.2 | 22.9 | 30.3 | 37.7 | 54.5 | 40.5 | 67.9 | 36.4 | 36.7 |
| | **Pacific:** | | | | | | | | | | | | | |
| 60 | Washington | 58,209 | 85,860 | 21,875 | 30,293 | 31.3 | 24.0 | 27.6 | 34.0 | 35.9 | 36.5 | 39.5 | 40.8 | 33.7 |
| 61 | Oregon | 49,402 | 72,601 | 19,034 | 25,587 | 31.9 | 22.8 | 27.2 | 33.7 | 34.4 | 38.4 | 34.9 | 36.3 | 35.7 |
| 62 | California | 107,573 | 155,495 | 38,628 | 52,533 | 28.2 | 30.6 | 25.4 | 27.9 | 29.2 | 28.5 | 28.4 | 29.2 | 29.0 |

* Not available.

[1] Data for District of Columbia not included in totals.

## AND AVERAGES IN EACH SIZE-OF-FARM GROUP; BY DIVISIONS AND STATES: 1950

See text. Base data in Volume I]

| Percent of farms in each size-of-farm group reporting unpaid members of operator's family—Continued | | | | Average number of family workers, including operator, per farm reporting | | | | | | | | | | | | | |
|---|---|---|---|---|---|---|---|---|---|---|---|---|---|---|---|---|---|
| 220-259 acres | 260-499 acres | 500-999 acres | 1,000 acres and over | All farms | Under 10 acres | 10-29 acres | 30-49 acres | 50-69 acres | 70-99 acres | 100-139 acres | 140-179 acres | 180-219 acres | 220-259 acres | 260-499 acres | 500-999 acres | 1,000 acres and over | |
| 43.3 | 43.0 | 40.3 | 34.8 | 1.6 | 1.3 | 1.4 | 1.5 | 1.5 | 1.6 | 1.6 | 1.6 | 1.7 | 1.7 | 1.7 | 1.7 | 1.7 | 1 |
| 45.8 | 46.6 | 47.1 | 43.9 | 1.6 | 1.3 | 1.3 | 1.4 | 1.4 | 1.5 | 1.6 | 1.6 | 1.7 | 1.7 | 1.8 | 1.9 | 1.9 | 2 |
| 38.3 | 37.5 | 32.5 | 24.9 | 1.5 | 1.3 | 1.4 | 1.6 | 1.6 | 1.6 | 1.6 | 1.6 | 1.7 | 1.7 | 1.6 | 1.6 | 1.5 | 3 |
| 37.7 | 36.4 | 35.5 | 35.4 | 1.5 | 1.4 | 1.4 | 1.5 | 1.5 | 1.5 | 1.5 | 1.6 | 1.6 | 1.6 | 1.6 | 1.6 | 1.6 | 4 |
| 33.9 | 33.3 | 30.0 | 22.6 | 1.4 | 1.3 | 1.3 | 1.4 | 1.3 | 1.4 | 1.4 | 1.4 | 1.5 | 1.5 | 1.6 | 1.6 | 1.5 | 5 |
| 45.3 | 43.5 | 35.3 | 20.1 | 1.6 | 1.3 | 1.4 | 1.5 | 1.5 | 1.6 | 1.7 | 1.7 | 1.7 | 1.8 | 1.7 | 1.8 | 1.5 | 6 |
| 45.2 | 45.0 | 40.1 | 25.2 | 1.6 | 1.2 | 1.3 | 1.4 | 1.4 | 1.5 | 1.6 | 1.7 | 1.7 | 1.7 | 1.8 | 1.8 | 1.6 | 7 |
| 46.9 | 48.1 | 49.1 | 45.1 | 1.7 | 1.2 | 1.3 | 1.4 | 1.4 | 1.5 | 1.6 | 1.6 | 1.7 | 1.7 | 1.8 | 1.9 | 1.9 | 8 |
| 40.3 | 37.3 | 29.7 | 20.4 | 1.6 | 1.3 | 1.5 | 1.6 | 1.7 | 1.7 | 1.7 | 1.7 | 1.7 | 1.7 | 1.7 | 1.6 | 1.4 | 9 |
| 37.4 | 35.4 | 28.0 | 19.0 | 1.5 | 1.3 | 1.4 | 1.5 | 1.5 | 1.6 | 1.6 | 1.6 | 1.7 | 1.6 | 1.6 | 1.5 | 1.4 | 10 |
| 37.5 | 38.6 | 35.1 | 27.3 | 1.5 | 1.3 | 1.4 | 1.5 | 1.5 | 1.5 | 1.6 | 1.6 | 1.6 | 1.6 | 1.6 | 1.6 | 1.5 | 11 |
| 41.3 | 38.7 | 36.7 | 37.1 | 1.6 | 1.3 | 1.4 | 1.5 | 1.5 | 1.6 | 1.6 | 1.6 | 1.7 | 1.7 | 1.7 | 1.6 | 1.6 | 12 |
| 33.5 | 32.7 | 32.9 | 30.6 | 1.5 | 1.4 | 1.4 | 1.5 | 1.5 | 1.5 | 1.5 | 1.5 | 1.5 | 1.5 | 1.5 | 1.5 | 1.5 | 13 |
| 31.3 | 30.7 | 26.0 | 24.5 | 1.3 | 1.2 | 1.2 | 1.2 | 1.3 | 1.3 | 1.3 | 1.3 | 1.4 | 1.5 | 1.5 | 1.5 | 1.5 | 14 |
| 21.3 | 25.6 | 31.5 | 23.7 | 1.4 | 1.2 | 1.3 | 1.4 | 1.3 | 1.4 | 1.4 | 1.4 | 1.4 | 1.3 | 1.4 | 1.4 | 1.4 | 15 |
| 39.0 | 38.9 | 37.2 | 23.0 | 1.5 | 1.1 | 1.2 | 1.3 | 1.4 | 1.4 | 1.5 | 1.5 | 1.6 | 1.6 | 1.6 | 1.8 | 1.5 | 16 |
| 35.8 | 37.4 | 21.2 | 19.6 | 1.4 | 1.4 | 1.4 | 1.5 | 1.4 | 1.4 | 1.5 | 1.5 | 1.5 | 1.5 | 1.7 | 1.6 | 1.6 | 17 |
| 54.1 | 15.7 | 29.4 | ..... | 1.5 | 1.3 | 1.5 | 1.6 | 1.4 | 1.5 | 1.4 | 1.4 | 1.3 | 2.1 | 1.4 | 2.4 | 1.0 | 18 |
| 37.8 | 27.1 | 17.4 | 17.4 | 1.4 | 1.4 | 1.4 | 1.5 | 1.4 | 1.5 | 1.5 | 1.5 | 1.5 | 1.6 | 1.5 | 1.3 | 1.5 | 19 |
| 42.8 | 42.0 | 37.8 | 20.2 | 1.5 | 1.3 | 1.3 | 1.4 | 1.4 | 1.5 | 1.5 | 1.6 | 1.6 | 1.7 | 1.7 | 1.7 | 1.5 | 20 |
| 34.1 | 22.0 | 16.1 | 14.6 | 1.6 | 1.5 | 1.6 | 1.7 | 1.6 | 1.7 | 1.6 | 1.7 | 1.6 | 1.7 | 1.4 | 1.3 | 1.4 | 21 |
| 50.5 | 48.8 | 33.3 | 21.5 | 1.7 | 1.3 | 1.4 | 1.5 | 1.6 | 1.7 | 1.8 | 1.9 | 1.8 | 1.9 | 1.8 | 1.8 | 1.5 | 22 |
| 47.4 | 44.5 | 36.2 | 20.0 | 1.5 | 1.3 | 1.3 | 1.4 | 1.4 | 1.6 | 1.6 | 1.7 | 1.7 | 1.8 | 1.8 | 1.7 | 1.4 | 23 |
| 42.1 | 44.4 | 42.5 | 24.6 | 1.5 | 1.2 | 1.3 | 1.3 | 1.4 | 1.5 | 1.6 | 1.6 | 1.6 | 1.6 | 1.7 | 1.8 | 1.8 | 24 |
| 39.8 | 40.0 | 39.1 | 26.9 | 1.5 | 1.3 | 1.3 | 1.3 | 1.4 | 1.4 | 1.5 | 1.5 | 1.5 | 1.6 | 1.6 | 1.7 | 1.6 | 25 |
| 47.0 | 44.9 | 39.0 | 28.5 | 1.5 | 1.2 | 1.3 | 1.3 | 1.4 | 1.5 | 1.6 | 1.6 | 1.7 | 1.8 | 1.8 | 1.9 | 1.7 | 26 |
| 54.4 | 56.6 | 44.6 | 23.7 | 1.8 | 1.3 | 1.3 | 1.5 | 1.6 | 1.7 | 1.8 | 1.9 | 1.9 | 1.9 | 2.0 | 1.9 | 1.6 | 27 |
| 49.7 | 51.3 | 50.3 | 35.4 | 1.7 | 1.2 | 1.3 | 1.4 | 1.5 | 1.6 | 1.7 | 1.7 | 1.8 | 1.8 | 1.9 | 2.0 | 1.9 | 28 |
| 45.8 | 48.7 | 48.7 | 31.2 | 1.6 | 1.2 | 1.3 | 1.4 | 1.4 | 1.5 | 1.6 | 1.6 | 1.7 | 1.7 | 1.8 | 1.9 | 2.0 | 29 |
| 46.6 | 48.6 | 45.7 | 35.5 | 1.6 | 1.3 | 1.3 | 1.4 | 1.4 | 1.5 | 1.6 | 1.6 | 1.7 | 1.7 | 1.8 | 1.8 | 1.7 | 30 |
| 29.0 | 39.3 | 48.4 | 49.9 | 1.8 | 1.2 | 1.4 | 1.2 | 1.2 | 1.5 | 1.5 | 1.4 | 1.6 | 1.5 | 1.7 | 1.9 | 2.1 | 31 |
| 40.6 | 46.0 | 51.8 | 45.0 | 1.7 | 1.2 | 1.3 | 1.3 | 1.3 | 1.4 | 1.4 | 1.5 | 1.5 | 1.6 | 1.7 | 1.9 | 1.8 | 32 |
| 51.2 | 52.8 | 50.1 | 47.8 | 1.7 | 1.3 | 1.3 | 1.4 | 1.5 | 1.5 | 1.5 | 1.7 | 1.7 | 1.8 | 1.9 | 1.9 | 1.8 | 33 |
| 46.9 | 48.0 | 48.5 | 40.0 | 1.7 | 1.2 | 1.3 | 1.4 | 1.4 | 1.5 | 1.6 | 1.6 | 1.7 | 1.7 | 1.8 | 1.8 | 1.8 | 34 |
| 26.9 | 39.8 | 34.8 | 19.4 | 1.5 | 1.3 | 1.3 | 1.4 | 1.4 | 1.6 | 1.5 | 1.6 | 1.5 | 1.4 | 1.7 | 1.6 | 1.6 | 35 |
| 36.4 | 35.6 | 31.5 | 21.2 | 1.6 | 1.3 | 1.4 | 1.5 | 1.5 | 1.6 | 1.7 | 1.7 | 1.7 | 1.6 | 1.6 | 1.6 | 1.6 | 36 |
| (*) | (*) | (*) | (*) | 1.4 | (*) | (*) | (*) | (*) | (*) | (*) | (*) | (*) | (*) | (*) | (*) | (*) | 37 |
| 38.6 | 35.7 | 30.1 | 23.1 | 1.5 | 1.3 | 1.4 | 1.4 | 1.5 | 1.5 | 1.6 | 1.6 | 1.7 | 1.6 | 1.6 | 1.6 | 1.5 | 38 |
| 39.6 | 43.1 | 43.6 | 33.3 | 1.5 | 1.3 | 1.3 | 1.4 | 1.4 | 1.5 | 1.6 | 1.6 | 1.6 | 1.6 | 1.7 | 1.7 | 1.7 | 39 |
| 43.5 | 40.3 | 29.9 | 20.3 | 1.6 | 1.3 | 1.5 | 1.7 | 1.7 | 1.7 | 1.8 | 1.8 | 1.8 | 1.8 | 1.8 | 1.7 | 1.5 | 40 |
| 40.6 | 34.5 | 24.4 | 17.7 | 1.7 | 1.4 | 1.6 | 1.9 | 1.9 | 1.9 | 1.8 | 1.8 | 1.8 | 1.9 | 1.6 | 1.5 | 1.4 | 41 |
| 42.6 | 37.2 | 27.5 | 18.3 | 1.6 | 1.3 | 1.4 | 1.6 | 1.7 | 1.7 | 1.7 | 1.8 | 1.8 | 1.8 | 1.7 | 1.6 | 1.4 | 42 |
| 35.2 | 32.3 | 30.8 | 21.0 | 1.6 | 1.4 | 1.5 | 1.6 | 1.5 | 1.6 | 1.7 | 1.7 | 1.6 | 1.7 | 1.7 | 1.7 | 1.4 | 43 |
| 37.2 | 35.0 | 32.6 | 24.9 | 1.4 | 1.2 | 1.3 | 1.4 | 1.4 | 1.5 | 1.5 | 1.6 | 1.6 | 1.6 | 1.6 | 1.7 | 1.6 | 44 |
| 37.9 | 37.3 | 32.3 | 24.6 | 1.4 | 1.2 | 1.3 | 1.4 | 1.4 | 1.5 | 1.6 | 1.6 | 1.7 | 1.6 | 1.7 | 1.6 | 1.4 | 45 |
| 37.0 | 36.0 | 26.7 | 18.4 | 1.6 | 1.3 | 1.5 | 1.6 | 1.7 | 1.7 | 1.7 | 1.8 | 1.7 | 1.7 | 1.7 | 1.5 | 1.4 | 46 |
| 37.5 | 33.2 | 24.2 | 16.7 | 1.5 | 1.2 | 1.4 | 1.6 | 1.7 | 1.7 | 1.7 | 1.7 | 1.7 | 1.7 | 1.6 | 1.4 | 1.3 | 47 |
| 37.8 | 37.7 | 33.3 | 18.1 | 1.5 | 1.3 | 1.3 | 1.5 | 1.5 | 1.5 | 1.6 | 1.6 | 1.6 | 1.6 | 1.6 | 1.6 | 1.4 | 48 |
| 29.1 | 27.5 | 20.0 | 16.3 | 1.5 | 1.3 | 1.4 | 1.6 | 1.6 | 1.5 | 1.5 | 1.5 | 1.5 | 1.5 | 1.4 | 1.4 | 1.4 | 49 |
| 42.6 | 46.0 | 44.6 | 38.3 | 1.6 | 1.3 | 1.3 | 1.4 | 1.5 | 1.5 | 1.6 | 1.6 | 1.7 | 1.7 | 1.7 | 1.8 | 1.7 | 50 |
| 35.2 | 35.3 | 32.6 | 26.3 | 1.5 | 1.3 | 1.4 | 1.4 | 1.5 | 1.5 | 1.6 | 1.6 | 1.6 | 1.6 | 1.6 | 1.6 | 1.5 | 51 |
| 37.3 | 30.3 | 31.6 | 35.7 | 1.6 | 1.3 | 1.4 | 1.5 | 1.4 | 1.6 | 1.6 | 1.6 | 1.8 | 1.6 | 1.5 | 1.5 | 1.6 | 52 |
| 41.9 | 37.7 | 40.4 | 33.8 | 1.5 | 1.2 | 1.3 | 1.5 | 1.5 | 1.5 | 1.5 | 1.6 | 1.6 | 1.6 | 1.7 | 1.7 | 1.7 | 53 |
| 41.3 | 37.5 | 42.6 | 39.4 | 1.6 | 1.3 | 1.4 | 1.7 | 1.4 | 1.5 | 1.4 | 1.7 | 1.9 | 1.6 | 1.7 | 1.7 | 1.6 | 54 |
| 49.0 | 43.4 | 40.7 | 42.4 | 1.6 | 1.4 | 1.5 | 1.6 | 1.6 | 1.6 | 1.6 | 1.6 | 1.7 | 1.9 | 1.8 | 1.7 | 1.7 | 55 |
| 30.8 | 36.3 | 35.9 | 33.9 | 1.6 | 1.4 | 1.5 | 1.5 | 1.4 | 1.7 | 1.7 | 1.6 | 1.6 | 1.6 | 1.6 | 1.6 | 1.6 | 56 |
| 28.2 | 26.1 | 25.5 | 25.7 | 1.5 | 1.4 | 1.5 | 1.6 | 1.7 | 1.4 | 1.4 | 1.5 | 1.5 | 1.5 | 1.4 | 1.5 | 1.5 | 57 |
| 38.7 | 48.0 | 33.0 | 39.8 | 1.6 | 1.4 | 1.4 | 1.4 | 1.6 | 1.6 | 1.7 | 1.8 | 1.8 | 1.7 | 1.9 | 1.7 | 1.8 | 58 |
| 53.3 | 33.2 | 38.9 | 39.2 | 1.6 | 1.2 | 1.4 | 1.5 | 1.9 | 1.6 | 2.0 | 1.6 | 1.9 | 1.7 | 1.5 | 1.6 | 1.8 | 59 |
| 34.7 | 36.8 | 33.1 | 33.1 | 1.5 | 1.4 | 1.4 | 1.5 | 1.5 | 1.5 | 1.6 | 1.7 | 1.5 | 1.5 | 1.6 | 1.5 | 1.6 | 60 |
| 37.3 | 37.5 | 39.1 | 35.4 | 1.5 | 1.3 | 1.4 | 1.5 | 1.5 | 1.6 | 1.5 | 1.6 | 1.5 | 1.5 | 1.6 | 1.6 | 1.6 | 61 |
| 30.0 | 27.6 | 29.7 | 26.4 | 1.4 | 1.5 | 1.4 | 1.4 | 1.5 | 1.5 | 1.4 | 1.4 | 1.5 | 1.5 | 1.4 | 1.5 | 1.5 | 62 |

## Table 38.—HIRED WORKERS—FARMS REPORTING AND NUMBER, WITH PERCENT OF FARMS

[Data are based on reports for only a sample of farms.

| | Region, division, and State | Hired workers | | | | | | Percent of farms in each size-of-farm group reporting any hired workers | | | | | | |
|---|---|---|---|---|---|---|---|---|---|---|---|---|---|---|
| | | Total (regular and seasonal) | | Regular | | Seasonal | | All farms | Under 10 acres | 10-29 acres | 30-49 acres | 50-69 acres | 70-99 acres | 100-139 acres |
| | | Farms reporting | Number | Farms reporting | Number | Farms reporting | Number | | | | | | | |
| 1 | **United States** | 703,134 | 1,555,269 | 504,041 | 1,014,518 | 271,340 | 540,751 | 13.1 | 4.8 | 5.0 | 6.0 | 8.1 | 9.1 | 12.6 |
| 2 | The North | 315,738 | 509,385 | 247,843 | 376,254 | 92,456 | 133,131 | 13.9 | 4.6 | 5.1 | 5.1 | 7.4 | 7.8 | 11.7 |
| 3 | The South | 293,273 | 749,412 | 186,312 | 453,641 | 140,553 | 295,771 | 11.1 | 3.5 | 3.9 | 5.4 | 7.4 | 9.2 | 12.7 |
| 4 | The West | 94,123 | 296,472 | 69,886 | 184,623 | 38,331 | 111,849 | 20.4 | 8.9 | 12.8 | 15.4 | 20.5 | 19.0 | 23.2 |
| | **Geographic Divisions:** | | | | | | | | | | | | | |
| 5 | New England | 21,241 | 48,762 | 17,473 | 37,072 | 6,512 | 11,690 | 20.6 | 8.3 | 10.6 | 10.3 | 14.2 | 16.1 | 19.0 |
| 6 | Middle Atlantic | 63,651 | 123,133 | 53,466 | 96,094 | 16,561 | 27,039 | 21.5 | 8.4 | 9.2 | 10.1 | 11.7 | 17.2 | 23.9 |
| 7 | East North Central | 116,225 | 174,349 | 90,873 | 129,151 | 32,968 | 45,198 | 13.1 | 3.4 | 3.3 | 3.7 | 5.6 | 6.7 | 10.4 |
| 8 | West North Central | 114,621 | 163,141 | 86,031 | 113,937 | 36,415 | 49,204 | 11.7 | 2.5 | 3.2 | 3.4 | 4.2 | 4.4 | 6.5 |
| 9 | South Atlantic | 119,928 | 312,771 | 76,360 | 188,493 | 57,193 | 124,278 | 12.5 | 4.2 | 4.9 | 7.1 | 9.0 | 11.8 | 16.0 |
| 10 | East South Central | 80,820 | 183,816 | 46,913 | 107,074 | 42,090 | 76,742 | 8.9 | 2.6 | 2.8 | 4.1 | 6.1 | 8.4 | 12.1 |
| 11 | West South Central | 92,525 | 252,825 | 63,039 | 158,074 | 41,270 | 94,751 | 11.9 | 3.7 | 4.0 | 4.5 | 6.3 | 7.0 | 9.4 |
| 12 | Mountain | 38,077 | 90,298 | 29,771 | 64,048 | 13,596 | 26,250 | 19.6 | 5.9 | 8.6 | 9.9 | 13.1 | 13.9 | 17.2 |
| 13 | Pacific | 56,046 | 206,174 | 40,115 | 120,575 | 24,735 | 85,599 | 21.0 | 9.8 | 14.1 | 17.8 | 24.1 | 23.5 | 28.2 |
| | **New England:** | | | | | | | | | | | | | |
| 14 | Maine | 4,234 | 9,158 | 3,399 | 5,944 | 1,493 | 3,214 | 13.9 | 7.1 | 3.5 | 3.5 | 3.9 | 7.4 | 11.6 |
| 15 | New Hampshire | 2,329 | 4,886 | 1,932 | 3,772 | 694 | 1,114 | 17.4 | 5.6 | 8.2 | 9.8 | 13.2 | 15.0 | 13.3 |
| 16 | Vermont | 4,966 | 8,233 | 3,919 | 5,844 | 1,622 | 2,389 | 26.1 | 6.8 | 5.7 | 7.0 | 11.4 | 10.7 | 14.2 |
| 17 | Massachusetts | 5,102 | 13,532 | 4,216 | 10,719 | 1,550 | 2,813 | 23.0 | 9.5 | 15.4 | 16.0 | 23.6 | 28.1 | 33.3 |
| 18 | Rhode Island | 690 | 1,646 | 600 | 1,354 | 174 | 292 | 26.5 | 9.4 | 15.0 | 18.6 | 32.0 | 22.3 | 40.0 |
| 19 | Connecticut | 3,920 | 11,307 | 3,407 | 9,439 | 979 | 1,868 | 25.1 | 8.8 | 12.2 | 12.8 | 24.3 | 29.8 | 35.9 |
| | **Middle Atlantic:** | | | | | | | | | | | | | |
| 20 | New York | 29,024 | 52,746 | 24,848 | 41,544 | 6,934 | 11,202 | 23.3 | 8.7 | 8.1 | 9.9 | 10.7 | 14.3 | 21.4 |
| 21 | New Jersey | 8,789 | 23,213 | 7,323 | 17,776 | 2,649 | 5,437 | 35.5 | 16.8 | 23.8 | 24.3 | 36.6 | 45.7 | 55.6 |
| 22 | Pennsylvania | 25,838 | 47,174 | 21,295 | 36,774 | 6,978 | 10,400 | 17.6 | 4.8 | 5.7 | 7.8 | 9.6 | 16.3 | 22.7 |
| | **East North Central:** | | | | | | | | | | | | | |
| 23 | Ohio | 21,874 | 35,545 | 16,105 | 25,189 | 7,448 | 10,356 | 11.0 | 3.1 | 3.6 | 4.2 | 6.3 | 6.8 | 10.2 |
| 24 | Indiana | 17,813 | 27,438 | 12,960 | 18,998 | 6,262 | 8,440 | 10.7 | 2.1 | 2.2 | 2.9 | 4.1 | 5.0 | 7.7 |
| 25 | Illinois | 34,586 | 49,855 | 27,388 | 37,647 | 9,289 | 12,208 | 17.7 | 3.8 | 3.9 | 4.1 | 5.7 | 6.3 | 8.6 |
| 26 | Michigan | 14,686 | 24,185 | 11,390 | 17,021 | 4,460 | 7,164 | 9.4 | 3.5 | 2.9 | 3.8 | 5.5 | 5.8 | 8.9 |
| 27 | Wisconsin | 27,266 | 37,326 | 23,030 | 30,296 | 5,509 | 7,030 | 16.2 | 6.1 | 4.1 | 3.7 | 5.9 | 8.9 | 14.9 |
| | **West North Central:** | | | | | | | | | | | | | |
| 28 | Minnesota | 22,127 | 30,786 | 17,759 | 22,913 | 5,663 | 7,873 | 12.4 | 3.5 | 4.2 | 3.9 | 4.6 | 4.9 | 8.2 |
| 29 | Iowa | 30,845 | 40,130 | 24,487 | 30,013 | 8,102 | 10,117 | 15.2 | 3.0 | 3.6 | 3.2 | 4.8 | 4.4 | 6.2 |
| 30 | Missouri | 20,998 | 33,953 | 13,453 | 20,605 | 9,336 | 13,348 | 9.1 | 1.6 | 3.0 | 2.8 | 4.2 | 4.4 | 6.4 |
| 31 | North Dakota | 7,906 | 11,729 | 6,399 | 8,561 | 2,191 | 3,168 | 12.1 | 2.6 | 1.5 | 3.4 | 6.2 | 3.5 | 4.6 |
| 32 | South Dakota | 8,492 | 11,576 | 6,621 | 8,375 | 2,506 | 3,201 | 12.8 | 3.0 | 2.2 | 5.0 | 3.6 | 3.9 | 2.9 |
| 33 | Nebraska | 11,841 | 16,636 | 8,899 | 12,021 | 3,621 | 4,615 | 11.0 | 2.7 | 2.6 | 3.8 | 2.7 | 3.4 | 5.1 |
| 34 | Kansas | 12,412 | 18,331 | 8,413 | 11,449 | 4,996 | 6,882 | 9.4 | 2.5 | 3.3 | 5.1 | 3.3 | 4.4 | 4.7 |
| | **South Atlantic:** | | | | | | | | | | | | | |
| 35 | Delaware | 1,768 | 3,933 | 1,451 | 3,085 | 491 | 848 | 23.7 | 10.8 | 11.2 | 9.3 | 15.5 | 12.5 | 26.5 |
| 36 | Maryland | 10,026 | 21,251 | 8,285 | 16,676 | 2,932 | 4,575 | 27.7 | 6.1 | 9.3 | 11.1 | 17.1 | 25.3 | 33.1 |
| 37 | District of Columbia[1] | 1 | 34 | 1 | 34 | ..... | ..... | 3.6 | (*) | (*) | (*) | (*) | (*) | (*) |
| 38 | Virginia | 20,764 | 44,731 | 14,418 | 30,932 | 8,930 | 13,799 | 13.8 | 3.0 | 4.0 | 6.4 | 9.7 | 10.1 | 15.9 |
| 39 | West Virginia | 7,055 | 12,574 | 4,074 | 7,535 | 3,719 | 5,039 | 8.7 | 2.8 | 3.0 | 3.7 | 3.7 | 6.0 | 8.8 |
| 40 | North Carolina | 27,459 | 53,773 | 14,746 | 26,594 | 15,247 | 27,179 | 9.5 | 3.2 | 4.4 | 7.5 | 9.2 | 11.9 | 15.0 |
| 41 | South Carolina | 16,411 | 45,268 | 10,881 | 28,360 | 7,619 | 16,908 | 11.8 | 3.9 | 4.4 | 7.6 | 9.8 | 14.2 | 17.7 |
| 42 | Georgia | 25,269 | 64,385 | 15,616 | 39,782 | 12,137 | 24,603 | 12.8 | 4.4 | 4.2 | 5.3 | 7.4 | 10.6 | 14.8 |
| 43 | Florida | 11,176 | 66,856 | 6,889 | 35,529 | 6,118 | 31,327 | 19.7 | 10.2 | 13.2 | 13.7 | 18.1 | 18.0 | 20.5 |
| | **East South Central:** | | | | | | | | | | | | | |
| 44 | Kentucky | 24,692 | 44,137 | 14,255 | 25,372 | 12,708 | 18,765 | 11.3 | 2.9 | 4.1 | 4.8 | 6.3 | 9.5 | 14.2 |
| 45 | Tennessee | 24,088 | 46,467 | 13,875 | 25,675 | 12,716 | 20,792 | 10.4 | 2.8 | 3.3 | 5.2 | 7.3 | 10.1 | 14.6 |
| 46 | Alabama | 17,492 | 37,904 | 10,379 | 22,832 | 8,756 | 15,072 | 8.3 | 2.8 | 3.1 | 3.9 | 6.0 | 7.1 | 10.2 |
| 47 | Mississippi | 14,548 | 55,308 | 8,404 | 33,195 | 7,910 | 22,113 | 5.8 | 2.1 | 1.7 | 3.0 | 4.3 | 6.3 | 7.1 |
| | **West South Central:** | | | | | | | | | | | | | |
| 48 | Arkansas | 13,790 | 43,234 | 8,761 | 27,883 | 6,641 | 15,351 | 7.6 | 2.2 | 1.8 | 2.9 | 4.7 | 5.9 | 8.8 |
| 49 | Louisiana | 11,916 | 42,265 | 6,939 | 26,321 | 6,534 | 15,944 | 9.6 | 4.3 | 4.1 | 4.7 | 7.2 | 9.8 | 15.9 |
| 50 | Oklahoma | 11,626 | 18,810 | 6,983 | 10,630 | 5,585 | 8,180 | 8.2 | 2.1 | 2.4 | 3.1 | 2.7 | 3.7 | 3.8 |
| 51 | Texas | 55,193 | 148,516 | 40,356 | 93,240 | 22,510 | 55,276 | 16.7 | 4.8 | 6.5 | 6.9 | 7.7 | 8.7 | 10.3 |
| | **Mountain:** | | | | | | | | | | | | | |
| 52 | Montana | 6,357 | 12,575 | 5,339 | 9,618 | 1,726 | 2,957 | 18.1 | 2.0 | 6.3 | 2.7 | 6.6 | 5.5 | 8.3 |
| 53 | Idaho | 6,534 | 12,424 | 4,849 | 8,175 | 2,444 | 4,249 | 16.2 | 4.0 | 6.6 | 6.8 | 10.3 | 11.7 | 16.8 |
| 54 | Wyoming | 3,177 | 7,345 | 2,712 | 5,844 | 916 | 1,501 | 25.2 | 7.5 | 7.2 | 8.6 | ..... | 5.6 | 8.8 |
| 55 | Colorado | 9,610 | 19,221 | 7,591 | 13,530 | 3,371 | 5,691 | 21.1 | 7.5 | 7.4 | 8.9 | 15.1 | 12.9 | 18.4 |
| 56 | New Mexico | 4,585 | 12,032 | 3,565 | 8,965 | 1,704 | 3,067 | 19.5 | 5.8 | 8.5 | 17.1 | 24.5 | 24.0 | 24.1 |
| 57 | Arizona | 3,435 | 16,247 | 2,714 | 10,624 | 1,503 | 5,623 | 33.0 | 9.1 | 19.8 | 23.4 | 26.5 | 35.9 | 41.0 |
| 58 | Utah | 3,457 | 7,420 | 2,250 | 4,750 | 1,629 | 2,670 | 14.3 | 5.3 | 8.1 | 9.0 | 9.6 | 15.8 | 15.9 |
| 59 | Nevada | 922 | 3,034 | 751 | 2,542 | 303 | 492 | 29.6 | 12.5 | 3.9 | 4.3 | 9.1 | 20.3 | 35.7 |
| | **Pacific:** | | | | | | | | | | | | | |
| 60 | Washington | 10,236 | 23,402 | 7,315 | 14,535 | 4,435 | 8,867 | 14.7 | 4.6 | 9.4 | 11.5 | 16.3 | 15.0 | 19.2 |
| 61 | Oregon | 8,140 | 19,797 | 5,747 | 11,506 | 3,556 | 8,291 | 13.6 | 3.4 | 5.9 | 9.0 | 10.9 | 12.3 | 15.4 |
| 62 | California | 37,670 | 162,975 | 27,053 | 94,534 | 16,744 | 68,441 | 27.5 | 13.5 | 19.2 | 25.4 | 35.5 | 37.1 | 42.4 |

*Not available.

[1]Data for District of Columbia not included in totals.

## REPORTING IN EACH SIZE-OF-FARM GROUP; BY DIVISIONS AND STATES: 1950

See text. Base data in Volume I]

| Percent of farms in each size-of-farm group reporting any hired workers—Continued | | | | | | Percent of hired workers in each size-of-farm group represented by seasonal workers | | | | | | | | | | | |
|---|---|---|---|---|---|---|---|---|---|---|---|---|---|---|---|---|---|
| 140-179 acres | 180-219 acres | 220-259 acres | 260-499 acres | 500-999 acres | 1,000 acres and over | All farms | Under 10 acres | 10-29 acres | 30-49 acres | 50-69 acres | 70-99 acres | 100-139 acres | 140-179 acres | 180-219 acres | 220-259 acres | 260-499 acres | 500-999 acres | 1,000 acres and over | |
| 14.1 | 20.2 | 22.9 | 28.3 | 34.0 | 48.8 | 34.8 | 46.4 | 54.6 | 54.6 | 51.3 | 46.9 | 41.3 | 38.4 | 33.4 | 30.6 | 28.9 | 26.2 | 25.4 | 1 |
| 12.8 | 19.0 | 22.0 | 26.9 | 28.8 | 40.3 | 26.1 | 34.2 | 33.1 | 39.1 | 36.1 | 35.3 | 31.9 | 30.7 | 27.4 | 24.2 | 21.6 | 19.2 | 16.0 | 2 |
| 15.3 | 21.2 | 23.9 | 31.5 | 46.1 | 62.2 | 39.5 | 57.1 | 66.2 | 62.4 | 58.6 | 55.2 | 49.5 | 45.8 | 39.2 | 39.0 | 33.8 | 27.0 | 26.0 | 3 |
| 22.2 | 28.9 | 28.9 | 26.6 | 25.3 | 45.0 | 37.7 | 48.9 | 53.0 | 50.6 | 50.4 | 46.0 | 40.6 | 41.6 | 37.6 | 32.1 | 37.7 | 35.9 | 28.5 | 4 |
| 25.8 | 29.5 | 39.8 | 47.1 | 60.8 | 76.7 | 24.0 | 39.1 | 28.7 | 21.4 | 24.9 | 25.5 | 26.2 | 27.3 | 25.0 | 23.1 | 25.0 | 15.0 | 12.8 | 5 |
| 30.5 | 38.4 | 43.8 | 53.8 | 71.8 | 82.7 | 22.0 | 33.0 | 27.1 | 33.7 | 29.0 | 28.7 | 26.8 | 22.0 | 18.4 | 18.4 | 15.6 | 15.6 | 7.1 | 6 |
| 14.3 | 20.6 | 26.8 | 40.7 | 67.0 | 79.1 | 25.9 | 33.5 | 37.9 | 46.0 | 45.2 | 37.6 | 32.8 | 30.1 | 28.6 | 23.3 | 18.5 | 13.2 | 8.8 | 7 |
| 8.1 | 12.2 | 15.2 | 18.1 | 20.8 | 38.0 | 30.2 | 33.8 | 46.5 | 51.0 | 52.4 | 49.1 | 44.5 | 39.8 | 35.1 | 29.1 | 26.3 | 25.5 | 20.5 | 8 |
| 20.8 | 27.4 | 31.4 | 41.9 | 58.8 | 70.6 | 39.7 | 53.9 | 63.1 | 61.1 | 57.8 | 55.3 | 48.4 | 43.7 | 35.9 | 37.3 | 31.6 | 24.7 | 26.4 | 9 |
| 16.6 | 22.7 | 27.1 | 37.3 | 54.4 | 70.0 | 41.7 | 64.3 | 71.9 | 65.9 | 60.5 | 59.5 | 53.0 | 44.8 | 37.9 | 39.1 | 32.9 | 27.8 | 24.8 | 10 |
| 10.5 | 14.5 | 16.9 | 23.9 | 38.3 | 58.3 | 37.5 | 55.9 | 66.2 | 61.5 | 57.9 | 49.5 | 47.7 | 49.9 | 46.3 | 41.4 | 37.0 | 28.5 | 26.2 | 11 |
| 19.1 | 23.0 | 23.9 | 20.3 | 18.4 | 41.0 | 29.1 | 44.6 | 52.3 | 54.6 | 47.0 | 46.7 | 38.6 | 34.9 | 31.6 | 23.5 | 30.5 | 28.9 | 21.6 | 12 |
| 26.4 | 35.0 | 34.9 | 36.8 | 39.1 | 56.0 | 41.5 | 49.8 | 53.1 | 49.8 | 50.9 | 45.8 | 41.2 | 44.7 | 39.8 | 36.0 | 40.6 | 38.4 | 33.7 | 13 |
| 17.5 | 20.9 | 29.5 | 36.8 | 46.9 | 75.5 | 35.1 | 37.3 | 41.5 | 38.5 | 34.9 | 34.7 | 37.2 | 40.6 | 33.7 | 35.5 | 35.1 | 30.0 | 30.2 | 14 |
| 18.3 | 22.4 | 31.6 | 40.0 | 60.6 | 79.7 | 22.8 | 41.7 | 21.3 | 17.0 | 33.1 | 50.4 | 35.5 | 16.6 | 21.8 | 18.1 | 18.6 | 7.9 | 7.4 | 15 |
| 25.3 | 28.9 | 39.0 | 50.1 | 63.5 | 74.6 | 29.0 | 65.2 | 47.8 | 60.0 | 36.1 | 43.2 | 39.8 | 37.8 | 25.7 | 30.8 | 27.7 | 18.5 | 13.3 | 16 |
| 41.0 | 44.5 | 53.5 | 60.2 | 72.3 | 74.5 | 20.8 | 40.8 | 25.4 | 24.9 | 24.4 | 11.9 | 21.9 | 18.0 | 18.7 | 18.2 | 15.7 | 9.2 | 15.9 | 17 |
| 58.6 | 53.9 | 86.5 | 68.5 | 70.6 | 100.0 | 17.7 | 40.9 | 24.2 | ..... | 8.7 | 29.6 | 12.5 | 11.1 | 31.4 | 10.0 | 21.4 | ..... | 3.8 | 18 |
| 40.1 | 55.5 | 65.2 | 65.8 | 91.3 | 87.0 | 16.5 | 28.3 | 33.3 | 12.0 | 18.5 | 17.1 | 15.2 | 23.6 | 20.3 | 8.7 | 21.4 | 10.1 | 0.2 | 19 |
| 28.5 | 38.4 | 42.7 | 53.8 | 72.5 | 82.0 | 21.2 | 28.5 | 22.9 | 37.4 | 26.0 | 31.3 | 25.4 | 20.4 | 16.7 | 19.6 | 16.6 | 19.6 | 13.4 | 20 |
| 67.3 | 71.1 | 87.5 | 82.0 | 83.9 | 93.8 | 23.4 | 33.5 | 31.7 | 26.9 | 31.3 | 27.4 | 28.3 | 26.4 | 20.1 | 13.9 | 15.6 | 13.4 | 2.2 | 21 |
| 29.0 | 34.8 | 40.7 | 50.7 | 68.7 | 80.6 | 22.0 | 38.1 | 26.7 | 35.0 | 29.8 | 27.6 | 27.2 | 22.0 | 20.2 | 18.4 | 14.0 | 9.1 | 5.3 | 22 |
| 14.3 | 20.6 | 25.7 | 39.8 | 75.3 | 82.6 | 29.1 | 30.0 | 33.5 | 37.1 | 46.3 | 36.3 | 37.6 | 34.6 | 30.7 | 26.3 | 21.7 | 14.8 | 8.2 | 23 |
| 11.7 | 17.8 | 23.3 | 41.3 | 71.5 | 85.3 | 30.8 | 30.3 | 43.0 | 63.9 | 53.2 | 49.9 | 47.6 | 43.8 | 39.7 | 29.8 | 18.6 | 15.3 | 10.2 | 24 |
| 13.3 | 21.2 | 29.3 | 46.2 | 71.6 | 83.2 | 24.5 | 29.8 | 36.1 | 50.0 | 49.9 | 41.6 | 40.0 | 34.3 | 32.6 | 24.7 | 16.9 | 12.7 | 8.6 | 25 |
| 11.8 | 16.7 | 24.1 | 30.2 | 49.1 | 64.3 | 29.6 | 37.9 | 47.5 | 43.9 | 42.9 | 44.5 | 30.2 | 29.1 | 25.1 | 26.4 | 24.2 | 14.5 | 11.4 | 26 |
| 18.8 | 24.8 | 28.0 | 36.4 | 56.4 | 77.3 | 18.8 | 43.9 | 38.6 | 38.6 | 28.9 | 26.6 | 21.6 | 17.7 | 19.1 | 11.6 | 15.5 | 8.3 | 5.1 | 27 |
| 9.8 | 14.4 | 17.5 | 23.3 | 33.7 | 54.0 | 25.6 | 28.7 | 39.4 | 34.5 | 43.6 | 39.5 | 35.0 | 30.5 | 27.8 | 23.5 | 18.5 | 19.2 | 26.6 | 28 |
| 10.6 | 17.5 | 24.9 | 39.4 | 60.9 | 81.8 | 25.2 | 31.6 | 46.3 | 49.6 | 43.1 | 48.4 | 42.8 | 38.4 | 28.0 | 20.9 | 17.2 | 14.1 | 19.9 | 29 |
| 8.0 | 10.5 | 14.0 | 21.5 | 43.0 | 66.1 | 39.3 | 53.8 | 51.5 | 66.1 | 59.7 | 52.8 | 53.0 | 48.9 | 49.9 | 37.3 | 34.9 | 27.3 | 18.6 | 30 |
| 2.6 | 3.9 | 5.6 | 6.6 | 13.6 | 33.5 | 27.0 | 11.1 | 80.0 | 25.0 | ..... | 75.0 | 44.4 | 64.1 | 41.7 | 37.3 | 36.8 | 25.7 | 21.8 | 31 |
| 5.0 | 6.0 | 8.9 | 11.2 | 15.8 | 33.1 | 27.7 | 36.4 | 25.9 | 29.2 | 20.0 | 45.5 | 61.5 | 49.3 | 53.7 | 43.0 | 30.5 | 24.9 | 20.9 | 32 |
| 5.0 | 7.8 | 8.6 | 14.0 | 18.1 | 38.1 | 27.7 | 21.5 | 43.6 | 43.6 | 43.2 | 47.8 | 46.8 | 38.9 | 42.6 | 41.2 | 28.8 | 28.7 | 15.6 | 33 |
| 4.3 | 4.0 | 6.8 | 8.9 | 17.2 | 41.6 | 37.5 | 35.2 | 45.1 | 53.2 | 63.0 | 60.3 | 46.0 | 54.0 | 47.3 | 53.9 | 45.4 | 34.8 | 22.9 | 34 |
| 32.1 | 43.1 | 49.5 | 67.0 | 73.0 | 80.6 | 21.6 | 12.0 | 30.5 | 22.0 | 33.5 | 23.5 | 24.3 | 30.8 | 23.0 | 16.0 | 23.3 | 18.1 | 14.4 | 35 |
| 44.9 | 51.9 | 57.8 | 67.8 | 78.1 | 92.4 | 21.5 | 38.8 | 41.2 | 39.6 | 42.4 | 28.0 | 28.5 | 20.5 | 18.7 | 20.6 | 15.2 | 8.1 | 10.5 | 36 |
| (*) | (*) | (*) | (*) | (*) | (*) | ..... | ..... | ..... | ..... | ..... | ..... | ..... | ..... | ..... | ..... | ..... | ..... | ..... | 37 |
| 21.9 | 30.8 | 33.1 | 45.3 | 69.8 | 81.8 | 30.8 | 49.6 | 57.2 | 58.0 | 55.6 | 49.7 | 41.3 | 39.6 | 30.9 | 26.5 | 23.9 | 16.7 | 11.9 | 38 |
| 13.8 | 18.6 | 21.7 | 32.2 | 57.2 | 69.5 | 40.1 | 71.1 | 78.7 | 69.0 | 61.8 | 62.8 | 45.4 | 46.7 | 41.7 | 43.0 | 28.5 | 17.3 | 11.5 | 39 |
| 18.3 | 25.3 | 27.0 | 37.2 | 49.2 | 65.9 | 50.5 | 57.7 | 70.6 | 63.2 | 60.4 | 58.3 | 52.1 | 47.8 | 47.0 | 38.6 | 36.4 | 33.8 | 26.1 | 40 |
| 23.3 | 29.1 | 34.1 | 46.7 | 60.5 | 76.3 | 37.4 | 57.0 | 57.0 | 54.3 | 47.5 | 51.3 | 42.4 | 45.8 | 34.8 | 49.9 | 31.5 | 23.1 | 22.3 | 41 |
| 16.1 | 22.1 | 27.7 | 37.1 | 53.4 | 68.9 | 38.2 | 62.2 | 70.9 | 67.0 | 68.5 | 62.4 | 53.9 | 48.6 | 41.2 | 37.2 | 31.8 | 21.6 | 18.8 | 42 |
| 24.7 | 31.3 | 28.5 | 40.4 | 56.7 | 64.3 | 46.9 | 51.6 | 60.5 | 64.5 | 58.7 | 60.7 | 63.7 | 52.5 | 32.6 | 54.2 | 46.8 | 40.0 | 37.9 | 43 |
| 19.5 | 25.5 | 31.9 | 44.4 | 64.6 | 72.4 | 42.5 | 64.9 | 66.1 | 62.7 | 62.0 | 60.3 | 53.7 | 43.2 | 41.5 | 36.0 | 26.1 | 24.6 | 16.5 | 44 |
| 21.9 | 27.8 | 33.2 | 42.6 | 59.8 | 70.4 | 44.7 | 57.1 | 71.1 | 63.5 | 59.5 | 59.4 | 50.2 | 46.1 | 35.6 | 34.9 | 38.2 | 24.3 | 21.5 | 45 |
| 13.9 | 19.4 | 2..8 | 31.6 | 49.9 | 68.9 | 39.8 | 69.8 | 68.6 | 69.6 | 55.6 | 56.1 | 53.0 | 42.5 | 33.7 | 47.2 | 29.9 | 25.3 | 21.9 | 46 |
| 9.0 | 14.4 | 15.8 | 29.2 | 49.9 | 70.6 | 40.0 | 67.4 | 79.6 | 67.6 | 66.5 | 62.1 | 57.2 | 48.0 | 39.5 | 44.1 | 36.2 | 31.6 | 27.6 | 47 |
| 11.7 | 13.4 | 18.0 | 27.2 | 52.2 | 70.1 | 35.5 | 63.1 | 62.8 | 64.8 | 51.8 | 53.2 | 47.2 | 48.4 | 41.8 | 32.1 | 35.7 | 25.8 | 24.0 | 48 |
| 19.6 | 28.8 | 31.6 | 43.6 | 60.8 | 75.6 | 37.7 | 74.7 | 83.9 | 72.7 | 65.6 | 50.6 | 49.8 | 53.7 | 45.1 | 39.2 | 31.8 | 21.1 | 15.9 | 49 |
| 4.7 | 6.7 | 9.2 | 11.9 | 24.9 | 49.2 | 43.5 | 29.8 | 47.6 | 58.7 | 64.2 | 55.8 | 67.4 | 66.7 | 55.1 | 52.5 | 47.6 | 34.1 | 26.7 | 50 |
| 13.4 | 16.5 | 19.5 | 28.6 | 40.1 | 58.2 | 37.2 | 46.5 | 52.5 | 53.8 | 56.5 | 46.6 | 46.1 | 46.2 | 46.8 | 43.2 | 36.7 | 30.6 | 29.6 | 51 |
| 7.1 | 7.8 | 11.7 | 11.3 | 11.0 | 34.0 | 23.5 | 33.3 | 22.5 | 40.0 | 67.2 | 53.3 | 37.0 | 44.0 | 38.8 | 30.6 | 28.8 | 32.4 | 20.3 | 52 |
| 19.4 | 28.9 | 21.8 | 19.7 | 23.3 | 55.6 | 34.2 | 51.8 | 50.4 | 65.9 | 44.8 | 57.2 | 38.0 | 33.8 | 36.0 | 26.6 | 37.2 | 23.6 | 21.5 | 53 |
| 14.1 | 16.9 | 18.5 | 25.3 | 21.9 | 43.7 | 20.4 | 25.0 | 56.3 | 33.3 | ..... | 27.3 | 66.7 | 36.4 | 43.5 | 34.8 | 28.1 | 24.6 | 16.6 | 54 |
| 23.6 | 26.0 | 31.6 | 22.1 | 17.7 | 41.9 | 29.6 | 36.1 | 36.1 | 45.6 | 52.9 | 41.2 | 37.6 | 37.7 | 42.5 | 23.8 | 28.2 | 28.8 | 22.8 | 55 |
| 21.9 | 32.8 | 22.5 | 17.1 | 14.6 | 39.2 | 25.5 | 52.4 | 61.5 | 48.5 | 41.2 | 22.4 | 26.3 | 18.5 | 18.4 | 21.4 | 26.4 | 21.7 | 19.8 | 56 |
| 41.8 | 53.2 | 67.6 | 52.7 | 62.9 | 55.1 | 34.6 | 55.8 | 66.9 | 59.6 | 36.6 | 47.7 | 44.5 | 33.6 | 30.7 | 8.1 | 37.4 | 31.4 | 29.2 | 57 |
| 13.7 | 15.1 | 17.1 | 22.5 | 25.7 | 50.2 | 36.0 | 53.2 | 49.0 | 53.1 | 56.1 | 55.0 | 44.2 | 54.2 | 11.8 | 48.5 | 22.4 | 39.0 | 22.7 | 58 |
| 27.5 | 30.0 | 33.3 | 31.6 | 53.1 | 68.8 | 16.2 | 29.4 | 16.7 | 33.3 | 50.0 | 50.0 | 46.2 | 18.8 | 21.4 | ..... | 25.4 | 32.9 | 9.4 | 59 |
| 20.3 | 27.0 | 25.2 | 21.5 | 27.7 | 48.6 | 37.9 | 54.5 | 55.2 | 42.9 | 47.7 | 43.9 | 41.2 | 40.5 | 24.1 | 21.2 | 26.0 | 20.4 | 33.6 | 60 |
| 16.1 | 18.6 | 22.4 | 25.5 | 30.3 | 54.4 | 41.9 | 55.9 | 66.5 | 55.0 | 48.7 | 57.5 | 43.0 | 44.9 | 47.4 | 36.4 | 45.9 | 42.6 | 21.0 | 61 |
| 38.0 | 51.9 | 49.8 | 51.7 | 50.6 | 61.4 | 42.0 | 48.8 | 51.4 | 50.5 | 51.8 | 44.4 | 40.9 | 45.7 | 41.1 | 38.8 | 41.6 | 40.2 | 35.0 | 62 |

## Table 39.–EXPENDITURES FOR HIRED LABOR–FARMS REPORTING AND AMOUNT, WITH PERCENT DISTRIBUTION OF THE AMOUNT, BY SIZE OF FARM; BY DIVISIONS AND STATES: CENSUS OF 1950

[Data are based on reports for only a sample of farms. See text. Base data in Volume I]

| | Region, division, and State | Cash expenditures for hired labor | | Percent distribution of cash expenditures for hired labor | | | | | | | | | | | |
|---|---|---|---|---|---|---|---|---|---|---|---|---|---|---|---|
| | | Farms reporting | Dollars | Under 10 acres | 10-29 acres | 30-49 acres | 50-69 acres | 70-99 acres | 100-139 acres | 140-179 acres | 180-219 acres | 220-259 acres | 260-499 acres | 500-999 acres | 1,000 acres and over |
| 1 | **United States** | 2,670,043 | 2,418,460,857 | 2.4 | 4.6 | 3.9 | 3.3 | 5.6 | 7.0 | 7.9 | 5.8 | 5.4 | 18.1 | 13.6 | 22.2 |
| 2 | The North | 1,253,767 | 878,349,368 | 3.1 | 3.8 | 2.8 | 2.9 | 5.9 | 8.7 | 10.4 | 8.0 | 7.9 | 22.9 | 12.6 | 11.1 |
| 3 | The South | 1,155,313 | 849,715,672 | 1.3 | 3.8 | 3.8 | 3.4 | 5.2 | 6.8 | 7.5 | 5.4 | 4.6 | 18.7 | 16.3 | 23.2 |
| 4 | The West | 260,963 | 690,395,817 | 3.0 | 6.5 | 5.6 | 3.8 | 5.8 | 5.1 | 5.3 | 3.5 | 3.1 | 11.4 | 11.7 | 35.3 |
| | **Geographic Divisions:** | | | | | | | | | | | | | | |
| 5 | New England | 48,019 | 95,176,577 | 3.8 | 5.9 | 4.0 | 5.1 | 6.1 | 9.0 | 9.2 | 6.9 | 6.4 | 21.3 | 13.6 | 8.8 |
| 6 | Middle Atlantic | 150,817 | 200,159,193 | 4.8 | 6.6 | 4.1 | 4.9 | 7.8 | 12.5 | 10.3 | 8.8 | 6.9 | 16.9 | 9.0 | 7.3 |
| 7 | East North Central | 465,796 | 276,589,018 | 3.5 | 3.8 | 3.1 | 2.7 | 7.3 | 10.2 | 11.2 | 9.6 | 8.8 | 23.4 | 10.4 | 5.9 |
| 8 | West North Central | 589,135 | 306,424,580 | 1.3 | 1.4 | 1.4 | 1.0 | 3.3 | 4.8 | 10.1 | 6.3 | 8.3 | 26.8 | 16.6 | 18.8 |
| 9 | South Atlantic | 432,734 | 269,111,443 | 1.9 | 6.0 | 5.6 | 4.7 | 5.8 | 7.4 | 6.3 | 5.6 | 4.3 | 16.1 | 14.1 | 22.1 |
| 10 | East South Central | 350,679 | 137,982,940 | 1.9 | 5.4 | 5.0 | 5.1 | 6.9 | 7.6 | 6.7 | 5.5 | 4.0 | 16.4 | 15.9 | 19.6 |
| 11 | West South Central | 371,900 | 442,621,289 | 0.6 | 1.9 | 2.3 | 2.1 | 4.2 | 6.2 | 8.5 | 5.3 | 4.9 | 21.0 | 17.7 | 25.0 |
| 12 | Mountain | 118,185 | 204,421,853 | 1.4 | 2.2 | 2.3 | 1.8 | 4.9 | 3.8 | 5.8 | 3.1 | 3.2 | 11.3 | 11.5 | 48.7 |
| 13 | Pacific | 142,778 | 485,973,964 | 3.7 | 8.3 | 6.9 | 4.6 | 6.2 | 5.7 | 5.1 | 3.7 | 3.1 | 11.4 | 11.8 | 29.6 |
| | **New England:** | | | | | | | | | | | | | | |
| 14 | Maine | 14,246 | 23,578,301 | 1.6 | 1.0 | 1.0 | 2.7 | 6.0 | 10.5 | 11.6 | 9.6 | 7.8 | 26.3 | 12.9 | 9.0 |
| 15 | New Hampshire | 5,531 | 7,887,713 | 4.4 | 4.3 | 6.0 | 5.4 | 6.1 | 6.5 | 8.5 | 6.8 | 7.2 | 22.9 | 15.8 | 6.1 |
| 16 | Vermont | 10,552 | 11,042,095 | 1.3 | 0.6 | 0.6 | 1.9 | 2.7 | 5.1 | 8.8 | 6.8 | 9.9 | 35.1 | 18.4 | 8.6 |
| 17 | Massachusetts | 9,428 | 26,357,497 | 7.1 | 13.0 | 5.5 | 7.4 | 7.8 | 10.1 | 9.3 | 5.6 | 4.1 | 15.2 | 6.6 | 8.3 |
| 18 | Rhode Island | 1,146 | 2,717,019 | 7.4 | 6.3 | 5.9 | 7.7 | 8.4 | 12.0 | 8.7 | 10.0 | 7.3 | 15.6 | 6.9 | 3.7 |
| 19 | Connecticut | 7,116 | 23,593,952 | 2.9 | 5.8 | 6.2 | 5.9 | 5.7 | 8.5 | 7.1 | 5.2 | 5.4 | 16.8 | 19.9 | 10.6 |
| | **Middle Atlantic:** | | | | | | | | | | | | | | |
| 20 | New York | 68,561 | 94,444,339 | 4.0 | 5.4 | 3.5 | 4.2 | 5.9 | 10.9 | 9.8 | 10.0 | 8.0 | 20.4 | 11.0 | 6.9 |
| 21 | New Jersey | 13,936 | 39,096,154 | 8.5 | 9.8 | 6.3 | 6.7 | 8.9 | 12.8 | 9.5 | 7.2 | 5.8 | 10.4 | 7.0 | 7.0 |
| 22 | Pennsylvania | 68,320 | 66,618,700 | 3.8 | 6.4 | 3.7 | 4.8 | 9.7 | 14.7 | 11.4 | 8.1 | 5.9 | 15.9 | 7.4 | 8.2 |
| | **East North Central:** | | | | | | | | | | | | | | |
| 23 | Ohio | 93,772 | 55,063,548 | 4.5 | 7.4 | 3.5 | 4.0 | 8.9 | 11.1 | 10.5 | 9.4 | 8.5 | 18.6 | 8.7 | 4.8 |
| 24 | Indiana | 80,907 | 41,053,945 | 2.6 | 2.9 | 2.5 | 2.6 | 6.5 | 8.6 | 9.9 | 8.5 | 8.6 | 26.5 | 13.1 | 7.7 |
| 25 | Illinois | 112,281 | 77,687,366 | 4.5 | 3.7 | 1.9 | 1.8 | 3.5 | 5.6 | 9.9 | 8.4 | 10.1 | 31.5 | 12.4 | 6.7 |
| 26 | Michigan | 76,578 | 47,435,545 | 3.1 | 3.4 | 6.2 | 4.2 | 10.3 | 13.0 | 11.1 | 9.3 | 7.8 | 18.6 | 8.7 | 4.3 |
| 27 | Wisconsin | 102,258 | 55,348,614 | 2.2 | 1.5 | 2.0 | 1.5 | 8.9 | 14.3 | 15.0 | 12.8 | 8.3 | 18.5 | 8.9 | 6.0 |
| | **West North Central:** | | | | | | | | | | | | | | |
| 28 | Minnesota | 114,106 | 57,112,545 | 1.7 | 1.8 | 2.1 | 1.2 | 3.8 | 6.9 | 14.8 | 9.7 | 11.2 | 28.8 | 11.5 | 6.6 |
| 29 | Iowa | 131,307 | 68,268,615 | 1.4 | 1.2 | 0.9 | 0.9 | 3.2 | 6.3 | 16.3 | 10.7 | 13.6 | 33.1 | 7.5 | 4.7 |
| 30 | Missouri | 108,246 | 47,852,814 | 1.0 | 3.3 | 3.7 | 2.6 | 8.1 | 9.9 | 9.1 | 6.9 | 7.7 | 24.0 | 14.6 | 9.2 |
| 31 | North Dakota | 44,087 | 32,131,313 | 0.2 | 0.1 | 0.1 | 0.1 | 0.1 | 0.2 | 1.7 | 0.8 | 1.4 | 21.2 | 35.3 | 38.8 |
| 32 | South Dakota | 45,750 | 25,765,028 | 0.6 | 0.7 | 0.4 | 0.2 | 0.7 | 0.9 | 5.0 | 2.1 | 4.4 | 27.0 | 21.6 | 36.3 |
| 33 | Nebraska | 65,854 | 35,780,270 | 1.8 | 0.7 | 0.6 | 0.5 | 2.2 | 2.3 | 9.6 | 4.4 | 7.4 | 24.5 | 15.7 | 30.3 |
| 34 | Kansas | 79,785 | 39,513,995 | 1.4 | 1.0 | 0.7 | 0.6 | 2.2 | 1.7 | 4.4 | 2.3 | 4.4 | 22.7 | 24.1 | 34.5 |
| | **South Atlantic:** | | | | | | | | | | | | | | |
| 35 | Delaware | 3,840 | 5,693,380 | 5.5 | 7.0 | 5.1 | 3.4 | 3.8 | 9.3 | 7.5 | 7.9 | 7.0 | 14.2 | 11.7 | 17.3 |
| 36 | Maryland | 19,604 | 26,436,925 | 1.6 | 3.6 | 3.0 | 4.1 | 6.1 | 10.5 | 10.9 | 9.3 | 8.0 | 19.9 | 14.5 | 8.5 |
| 37 | District of Columbia[1] | 8 | 118,175 | (*) | (*) | (*) | (*) | (*) | (*) | (*) | (*) | (*) | (*) | (*) | (*) |
| 38 | Virginia | 61,579 | 42,766,644 | 1.8 | 2.9 | 2.7 | 3.5 | 4.7 | 7.2 | 7.1 | 7.1 | 5.1 | 21.9 | 19.8 | 16.2 |
| 39 | West Virginia | 25,865 | 10,862,555 | 3.1 | 2.1 | 2.1 | 3.0 | 4.8 | 10.1 | 9.5 | 7.9 | 5.2 | 22.4 | 14.7 | 15.0 |
| 40 | North Carolina | 148,013 | 48,182,324 | 2.2 | 14.2 | 13.3 | 10.0 | 10.1 | 9.7 | 6.0 | 5.0 | 3.6 | 11.6 | 7.1 | 7.4 |
| 41 | South Carolina | 62,745 | 27,648,200 | 1.2 | 8.6 | 7.0 | 5.3 | 5.9 | 6.9 | 5.2 | 4.5 | 3.4 | 15.1 | 16.5 | 20.4 |
| 42 | Georgia | 86,509 | 42,628,567 | 0.9 | 2.6 | 4.0 | 4.2 | 5.4 | 8.0 | 5.5 | 4.7 | 3.8 | 17.4 | 16.0 | 27.5 |
| 43 | Florida | 24,579 | 64,892,848 | 2.4 | 4.6 | 3.8 | 2.5 | 3.7 | 3.8 | 4.4 | 4.2 | 3.1 | 13.0 | 13.2 | 41.4 |
| | **East South Central:** | | | | | | | | | | | | | | |
| 44 | Kentucky | 96,952 | 36,207,911 | 3.3 | 6.0 | 5.2 | 4.9 | 8.3 | 11.0 | 8.9 | 7.5 | 5.5 | 19.3 | 12.4 | 7.6 |
| 45 | Tennessee | 94,951 | 30,726,904 | 2.1 | 6.2 | 6.1 | 7.4 | 8.7 | 10.4 | 8.7 | 6.7 | 5.8 | 18.9 | 11.1 | 8.0 |
| 46 | Alabama | 77,605 | 26,835,922 | 1.2 | 4.1 | 6.1 | 5.7 | 7.6 | 7.0 | 6.1 | 5.8 | 3.7 | 15.1 | 16.0 | 21.5 |
| 47 | Mississippi | 81,171 | 44,212,203 | 1.1 | 5.3 | 3.3 | 3.2 | 4.0 | 3.3 | 3.8 | 2.7 | 1.8 | 13.0 | 22.1 | 36.4 |
| | **West South Central:** | | | | | | | | | | | | | | |
| 48 | Arkansas | 73,350 | 62,889,405 | 0.7 | 4.2 | 5.9 | 4.1 | 8.3 | 8.1 | 6.7 | 5.5 | 5.2 | 13.9 | 16.9 | 20.5 |
| 49 | Louisiana | 43,356 | 38,900,898 | 1.1 | 4.8 | 5.8 | 3.2 | 4.4 | 5.2 | 4.0 | 3.3 | 3.0 | 12.8 | 16.5 | 36.1 |
| 50 | Oklahoma | 69,145 | 42,698,262 | 0.9 | 1.4 | 1.2 | 0.9 | 3.9 | 4.0 | 13.2 | 5.1 | 6.6 | 25.4 | 18.9 | 18.7 |
| 51 | Texas | 186,049 | 298,132,724 | 0.5 | 1.2 | 1.3 | 1.7 | 3.4 | 6.3 | 8.8 | 5.6 | 4.9 | 23.0 | 17.9 | 25.4 |
| | **Mountain:** | | | | | | | | | | | | | | |
| 52 | Montana | 22,424 | 29,259,722 | 0.3 | 0.8 | 0.3 | 0.4 | 1.4 | 1.5 | 2.7 | 1.4 | 1.3 | 7.3 | 9.7 | 72.8 |
| 53 | Idaho | 26,203 | 32,196,779 | 1.2 | 2.0 | 3.8 | 3.1 | 12.3 | 8.7 | 8.6 | 5.0 | 4.6 | 13.0 | 9.2 | 28.7 |
| 54 | Wyoming | 7,933 | 16,146,198 | 0.1 | 0.9 | 0.4 | 0.1 | 1.0 | 1.1 | 4.1 | 1.3 | 1.7 | 7.8 | 8.1 | 73.2 |
| 55 | Colorado | 29,135 | 42,691,136 | 3.7 | 4.0 | 2.4 | 1.0 | 5.3 | 3.3 | 9.1 | 3.6 | 3.9 | 13.2 | 11.8 | 38.8 |
| 56 | New Mexico | 11,305 | 23,189,501 | 0.8 | 1.7 | 2.7 | 3.1 | 4.4 | 5.1 | 7.5 | 4.9 | 3.6 | 14.9 | 12.6 | 38.7 |
| 57 | Arizona | 5,745 | 39,106,209 | 0.4 | 1.5 | 1.7 | 1.3 | 2.2 | 1.7 | 3.0 | 1.7 | 2.8 | 11.4 | 17.0 | 55.3 |
| 58 | Utah | 13,706 | 16,068,502 | 2.1 | 4.6 | 6.4 | 5.8 | 7.0 | 6.5 | 4.9 | 3.7 | 4.2 | 10.6 | 7.2 | 36.8 |
| 59 | Nevada | 1,734 | 5,763,806 | 2.2 | 0.9 | 0.6 | 0.3 | 2.6 | 1.6 | 1.7 | 1.8 | 1.4 | 5.4 | 10.2 | 71.6 |
| | **Pacific:** | | | | | | | | | | | | | | |
| 60 | Washington | 33,445 | 61,246,450 | 3.7 | 12.5 | 8.5 | 4.9 | 8.4 | 7.4 | 7.0 | 4.0 | 3.3 | 9.7 | 11.2 | 19.2 |
| 61 | Oregon | 27,464 | 45,828,269 | 2.3 | 8.1 | 7.2 | 5.8 | 7.5 | 7.3 | 6.8 | 6.0 | 3.6 | 11.9 | 8.0 | 25.5 |
| 62 | California | 81,869 | 378,899,245 | 3.8 | 7.7 | 6.6 | 4.5 | 5.6 | 5.2 | 4.6 | 3.3 | 3.0 | 11.6 | 12.3 | 31.8 |

*Not available.
[1]Data for District of Columbia not included in totals.

## Table 40.—EXPENDITURES FOR FEED FOR LIVESTOCK AND POULTRY—FARMS REPORTING AND AMOUNT, WITH PERCENT DISTRIBUTION OF THE AMOUNT, BY SIZE OF FARM; BY DIVISIONS AND STATES: CENSUS OF 1950

[Data are based on reports for only a sample of farms. See text. Base data in Volume I]

| | Region, division, and State | Expenditures for feed for livestock and poultry | | Percent distribution of expenditures for feed for livestock and poultry | | | | | | | | | | | |
|---|---|---|---|---|---|---|---|---|---|---|---|---|---|---|---|
| | | Farms reporting | Dollars | Under 10 acres | 10-29 acres | 30-49 acres | 50-69 acres | 70-99 acres | 100-139 acres | 140-179 acres | 180-219 acres | 220-259 acres | 260-499 acres | 500-999 acres | 1,000 acres and over |
| 1 | **United States** | 3,875,704 | 3,023,840,651 | 6.8 | 8.0 | 6.0 | 4.8 | 8.9 | 10.6 | 11.4 | 7.2 | 6.3 | 15.0 | 6.7 | 8.4 |
| 2 | The North | 1,873,331 | 1,779,208,478 | 4.2 | 5.6 | 4.3 | 4.1 | 9.5 | 12.5 | 14.8 | 9.1 | 8.3 | 17.9 | 6.1 | 3.7 |
| 3 | The South | 1,686,447 | 708,758,711 | 6.3 | 9.2 | 8.3 | 7.0 | 9.1 | 10.1 | 8.1 | 5.8 | 4.0 | 13.1 | 8.3 | 10.9 |
| 4 | The West | 315,926 | 515,873,462 | 16.9 | 14.6 | 8.5 | 4.3 | 6.5 | 4.8 | 4.3 | 2.4 | 2.3 | 7.7 | 6.7 | 21.0 |
| | **Geographic Divisions:** | | | | | | | | | | | | | | |
| 5 | New England | 78,010 | 169,876,908 | 8.5 | 12.4 | 7.7 | 8.2 | 9.2 | 12.0 | 9.3 | 6.4 | 5.8 | 13.3 | 5.3 | 1.9 |
| 6 | Middle Atlantic | 239,050 | 398,897,671 | 8.7 | 10.9 | 6.5 | 6.8 | 11.0 | 15.0 | 10.5 | 8.2 | 5.8 | 11.6 | 3.6 | 1.4 |
| 7 | East North Central | 725,459 | 540,544,574 | 2.8 | 4.0 | 4.3 | 3.9 | 12.6 | 15.7 | 15.9 | 10.4 | 8.3 | 16.1 | 4.5 | 1.5 |
| 8 | West North Central | 830,812 | 689,889,325 | 1.5 | 2.1 | 2.3 | 1.6 | 6.2 | 8.6 | 17.8 | 9.2 | 10.4 | 24.1 | 9.0 | 7.3 |
| 9 | South Atlantic | 583,038 | 307,014,248 | 8.7 | 11.6 | 9.3 | 8.3 | 9.6 | 11.0 | 7.5 | 5.9 | 3.7 | 11.4 | 6.8 | 6.1 |
| 10 | East South Central | 541,610 | 128,762,325 | 5.0 | 9.7 | 9.7 | 8.9 | 11.2 | 12.0 | 8.6 | 5.9 | 4.1 | 12.2 | 7.0 | 5.8 |
| 11 | West South Central | 561,799 | 272,982,138 | 4.2 | 6.1 | 6.3 | 4.6 | 7.5 | 8.1 | 8.4 | 5.6 | 4.3 | 15.4 | 10.7 | 18.6 |
| 12 | Mountain | 139,214 | 158,260,556 | 6.8 | 6.0 | 4.8 | 3.0 | 6.4 | 3.9 | 5.7 | 2.8 | 2.2 | 8.9 | 7.8 | 41.6 |
| 13 | Pacific | 176,712 | 357,612,906 | 21.4 | 18.4 | 10.1 | 4.9 | 6.5 | 5.2 | 3.7 | 2.2 | 2.3 | 7.2 | 6.2 | 11.9 |
| | **New England:** | | | | | | | | | | | | | | |
| 14 | Maine | 22,101 | 27,825,611 | 5.1 | 6.6 | 5.7 | 10.2 | 12.0 | 15.8 | 11.9 | 7.5 | 5.5 | 13.3 | 4.1 | 2.1 |
| 15 | New Hampshire | 10,500 | 22,619,737 | 7.6 | 12.2 | 8.6 | 10.3 | 9.3 | 9.6 | 8.7 | 6.1 | 6.3 | 12.6 | 6.5 | 2.0 |
| 16 | Vermont | 15,941 | 29,204,769 | 2.3 | 2.5 | 1.7 | 3.0 | 5.1 | 10.0 | 11.9 | 10.2 | 9.8 | 29.7 | 10.4 | 3.6 |
| 17 | Massachusetts | 15,875 | 46,383,741 | 13.7 | 18.1 | 10.0 | 8.0 | 10.4 | 11.5 | 7.1 | 4.6 | 3.8 | 8.6 | 3.0 | 1.3 |
| 18 | Rhode Island | 1,906 | 5,792,260 | 12.0 | 17.7 | 8.9 | 10.9 | 10.7 | 11.2 | 13.6 | 4.5 | 2.6 | 4.6 | 1.0 | 2.1 |
| 19 | Connecticut | 11,687 | 38,050,790 | 9.2 | 16.4 | 10.2 | 9.1 | 8.5 | 12.9 | 8.0 | 5.5 | 5.7 | 8.4 | 4.9 | 1.1 |
| | **Middle Atlantic:** | | | | | | | | | | | | | | |
| 20 | New York | 101,063 | 169,751,855 | 5.1 | 6.3 | 4.8 | 5.1 | 8.3 | 14.1 | 12.6 | 11.0 | 8.4 | 17.6 | 5.3 | 1.4 |
| 21 | New Jersey | 18,685 | 70,511,259 | 21.1 | 29.9 | 9.5 | 4.9 | 7.1 | 8.2 | 4.4 | 4.0 | 2.9 | 4.3 | 2.4 | 1.3 |
| 22 | Pennsylvania | 119,302 | 158,634,557 | 7.0 | 7.5 | 7.0 | 9.5 | 15.7 | 18.9 | 10.9 | 7.0 | 4.2 | 8.5 | 2.3 | 1.5 |
| | **East North Central:** | | | | | | | | | | | | | | |
| 23 | Ohio | 160,262 | 113,952,003 | 3.4 | 5.8 | 4.9 | 6.1 | 15.0 | 18.2 | 14.6 | 9.3 | 6.6 | 11.6 | 3.6 | 1.0 |
| 24 | Indiana | 133,802 | 109,126,395 | 3.6 | 5.4 | 5.3 | 4.5 | 11.9 | 14.2 | 14.7 | 9.5 | 8.1 | 16.8 | 4.4 | 1.5 |
| 25 | Illinois | 165,389 | 143,381,402 | 2.2 | 2.8 | 2.5 | 2.0 | 6.6 | 10.2 | 17.0 | 11.3 | 11.5 | 24.7 | 7.0 | 2.2 |
| 26 | Michigan | 116,358 | 56,922,367 | 3.5 | 5.3 | 7.6 | 5.4 | 16.7 | 16.9 | 13.9 | 8.8 | 6.2 | 9.8 | 3.7 | 2.1 |
| 27 | Wisconsin | 149,648 | 117,162,407 | 1.8 | 2.0 | 3.2 | 2.9 | 16.4 | 20.8 | 17.9 | 11.9 | 7.0 | 12.3 | 2.7 | 1.0 |
| | **West North Central:** | | | | | | | | | | | | | | |
| 28 | Minnesota | 156,285 | 119,927,088 | 1.9 | 2.2 | 2.9 | 1.5 | 7.9 | 11.4 | 22.1 | 10.9 | 11.6 | 21.7 | 4.7 | 1.2 |
| 29 | Iowa | 181,695 | 234,103,808 | 1.1 | 1.5 | 1.3 | 1.0 | 6.1 | 10.6 | 23.7 | 12.4 | 13.2 | 23.6 | 4.4 | 1.1 |
| 30 | Missouri | 188,034 | 117,841,924 | 2.1 | 3.8 | 4.8 | 3.9 | 10.1 | 12.2 | 12.3 | 8.9 | 7.8 | 21.1 | 8.6 | 4.4 |
| 31 | North Dakota | 47,018 | 13,922,138 | 0.9 | 1.0 | 1.1 | 0.2 | 1.6 | 0.4 | 3.6 | 1.2 | 2.1 | 27.7 | 34.8 | 25.4 |
| 32 | South Dakota | 56,226 | 37,706,692 | 0.6 | 1.4 | 1.5 | 0.5 | 2.2 | 1.9 | 12.7 | 3.6 | 7.3 | 28.6 | 16.7 | 23.0 |
| 33 | Nebraska | 92,277 | 92,162,105 | 1.4 | 1.8 | 1.5 | 0.7 | 3.1 | 3.3 | 15.3 | 6.1 | 9.8 | 27.5 | 12.3 | 17.1 |
| 34 | Kansas | 109,277 | 74,225,570 | 2.2 | 2.4 | 1.9 | 2.0 | 4.3 | 3.3 | 9.3 | 4.9 | 7.4 | 27.0 | 17.8 | 17.5 |
| | **South Atlantic:** | | | | | | | | | | | | | | |
| 35 | Delaware | 5,494 | 36,988,449 | 13.2 | 11.8 | 9.5 | 8.6 | 8.6 | 10.3 | 8.3 | 5.4 | 3.1 | 7.5 | 5.3 | 8.4 |
| 36 | Maryland | 28,725 | 50,580,372 | 8.4 | 9.8 | 7.8 | 8.6 | 9.6 | 12.7 | 9.4 | 7.5 | 4.7 | 13.1 | 5.6 | 2.9 |
| 37 | District of Columbia[1] | 16 | 11,270 | (*) | (*) | (*) | (*) | (*) | (*) | (*) | (*) | (*) | (*) | (*) | (*) |
| 38 | Virginia | 103,029 | 54,835,832 | 10.5 | 10.6 | 7.9 | 6.9 | 8.3 | 12.3 | 7.0 | 6.0 | 3.9 | 14.1 | 8.1 | 4.2 |
| 39 | West Virginia | 58,564 | 24,013,154 | 7.6 | 9.6 | 8.2 | 7.4 | 11.4 | 11.3 | 9.0 | 7.5 | 4.8 | 13.7 | 6.9 | 2.5 |
| 40 | North Carolina | 181,905 | 43,398,566 | 7.1 | 15.5 | 13.6 | 12.2 | 12.1 | 11.5 | 7.0 | 4.3 | 3.0 | 7.7 | 3.4 | 2.6 |
| 41 | South Carolina | 65,041 | 17,187,023 | 4.7 | 9.0 | 8.1 | 7.0 | 8.0 | 10.4 | 6.6 | 6.6 | 5.2 | 12.6 | 11.3 | 10.6 |
| 42 | Georgia | 104,993 | 48,231,083 | 7.5 | 11.7 | 11.0 | 10.5 | 11.5 | 10.9 | 7.1 | 4.5 | 3.1 | 10.5 | 5.4 | 6.2 |
| 43 | Florida | 35,287 | 31,779,769 | 7.9 | 13.6 | 7.3 | 2.6 | 6.6 | 6.4 | 4.8 | 6.6 | 3.1 | 12.5 | 11.9 | 16.6 |
| | **East South Central:** | | | | | | | | | | | | | | |
| 44 | Kentucky | 152,884 | 41,777,016 | 4.3 | 8.0 | 7.7 | 8.8 | 12.4 | 14.6 | 9.2 | 7.1 | 4.6 | 12.6 | 7.9 | 3.0 |
| 45 | Tennessee | 150,394 | 34,909,916 | 5.2 | 10.4 | 10.3 | 9.6 | 11.9 | 12.9 | 9.1 | 6.7 | 5.1 | 11.9 | 4.5 | 2.5 |
| 46 | Alabama | 114,249 | 26,208,582 | 7.0 | 10.8 | 11.2 | 8.3 | 8.7 | 7.6 | 6.2 | 4.3 | 2.9 | 11.9 | 8.8 | 12.3 |
| 47 | Mississippi | 124,083 | 25,866,811 | 3.9 | 10.2 | 10.8 | 8.6 | 10.6 | 10.8 | 9.3 | 4.7 | 3.4 | 12.3 | 7.1 | 8.2 |
| | **West South Central:** | | | | | | | | | | | | | | |
| 48 | Arkansas | 119,881 | 43,655,280 | 6.3 | 11.4 | 14.0 | 8.8 | 13.7 | 12.2 | 8.0 | 5.6 | 3.7 | 8.7 | 4.5 | 3.2 |
| 49 | Louisiana | 80,545 | 21,930,347 | 5.5 | 14.3 | 13.5 | 8.0 | 10.8 | 7.2 | 5.6 | 3.4 | 3.4 | 9.8 | 8.9 | 9.5 |
| 50 | Oklahoma | 113,424 | 55,392,623 | 2.4 | 3.1 | 3.6 | 2.6 | 6.1 | 5.7 | 12.9 | 5.2 | 6.0 | 21.7 | 14.5 | 16.3 |
| 51 | Texas | 247,949 | 152,003,888 | 4.1 | 4.6 | 4.1 | 3.7 | 5.7 | 7.9 | 7.4 | 6.0 | 4.0 | 15.9 | 11.5 | 25.2 |
| | **Mountain:** | | | | | | | | | | | | | | |
| 52 | Montana | 26,185 | 19,912,721 | 2.2 | 2.2 | 1.5 | 0.9 | 3.3 | 2.3 | 4.0 | 1.6 | 1.6 | 8.1 | 10.2 | 62.1 |
| 53 | Idaho | 30,386 | 24,749,164 | 6.7 | 7.5 | 7.8 | 4.3 | 11.4 | 6.3 | 6.8 | 3.1 | 3.2 | 9.1 | 5.7 | 28.2 |
| 54 | Wyoming | 9,970 | 16,116,837 | 0.8 | 0.8 | 0.2 | 0.1 | 1.5 | 1.7 | 4.8 | 1.4 | 1.4 | 7.3 | 5.8 | 74.1 |
| 55 | Colorado | 34,109 | 43,447,610 | 6.0 | 6.2 | 5.3 | 1.7 | 7.9 | 3.5 | 8.5 | 2.9 | 3.1 | 11.6 | 9.5 | 33.9 |
| 56 | New Mexico | 13,758 | 13,376,892 | 2.9 | 3.3 | 4.3 | 3.9 | 3.9 | 1.9 | 2.9 | 1.2 | 0.8 | 5.9 | 8.6 | 60.5 |
| 57 | Arizona | 6,227 | 10,130,439 | 8.0 | 9.0 | 7.2 | 4.3 | 4.9 | 3.7 | 4.9 | 2.3 | 2.5 | 10.8 | 8.3 | 34.1 |
| 58 | Utah | 16,546 | 26,621,873 | 17.6 | 10.7 | 6.3 | 6.9 | 6.5 | 6.2 | 4.2 | 4.7 | 1.7 | 7.1 | 5.5 | 22.6 |
| 59 | Nevada | 2,033 | 3,905,020 | 2.1 | 3.6 | 2.3 | 1.1 | 4.5 | 3.6 | 3.6 | 4.5 | 1.1 | 5.0 | 10.3 | 58.4 |
| | **Pacific:** | | | | | | | | | | | | | | |
| 60 | Washington | 53,003 | 53,961,215 | 10.8 | 18.7 | 14.3 | 9.2 | 10.1 | 7.6 | 6.3 | 3.1 | 2.2 | 6.7 | 4.1 | 7.0 |
| 61 | Oregon | 44,490 | 45,401,352 | 9.4 | 13.4 | 9.6 | 5.5 | 9.3 | 10.2 | 6.6 | 4.0 | 3.7 | 9.6 | 4.5 | 14.3 |
| 62 | California | 79,219 | 258,250,339 | 25.7 | 19.2 | 9.3 | 3.8 | 5.3 | 3.8 | 2.7 | 1.7 | 2.0 | 6.9 | 7.0 | 12.5 |

*Not available.
[1]Data for District of Columbia not included in totals.

## Table 41.—EXPENDITURES FOR LIVESTOCK AND POULTRY PURCHASED—FARMS REPORTING AND AMOUNT, WITH PERCENT DISTRIBUTION OF THE AMOUNT, BY SIZE OF FARM; BY DIVISIONS AND STATES: CENSUS OF 1950

[Data are based on reports for only a sample of farms. See text. Base data in Volume I]

| | Region, division, and State | Expenditures for livestock and poultry purchased | | Percent distribution of expenditures for livestock and poultry purchased | | | | | | | | | | |
|---|---|---|---|---|---|---|---|---|---|---|---|---|---|---|
| | | Farms reporting | Dollars | Under 10 acres | 10-29 acres | 30-49 acres | 50-69 acres | 70-99 acres | 100-139 acres | 140-179 acres | 180-219 acres | 220-259 acres | 260-499 acres | 500-999 acres | 1,000 acres and over |
| 1 | **United States** | 2,948,808 | 2,389,809,254 | 2.4 | 3.4 | 3.2 | 2.6 | 6.0 | 7.0 | 10.1 | 6.6 | 6.8 | 19.8 | 11.6 | 20.6 |
| 2 | The North | 1,556,106 | 1,407,660,618 | 1.4 | 2.2 | 2.2 | 2.2 | 6.1 | 8.1 | 13.1 | 8.4 | 9.3 | 25.3 | 11.5 | 10.4 |
| 3 | The South | 1,159,333 | 550,234,759 | 2.5 | 4.4 | 4.2 | 4.0 | 5.9 | 7.0 | 6.4 | 4.9 | 3.7 | 14.6 | 13.1 | 29.2 |
| 4 | The West | 233,369 | 431,913,877 | 5.4 | 6.0 | 5.3 | 2.4 | 5.8 | 3.5 | 4.9 | 2.8 | 2.6 | 8.5 | 10.0 | 42.7 |
| | **Geographic Divisions:** | | | | | | | | | | | | | | |
| 5 | New England | 50,417 | 35,275,822 | 6.4 | 9.3 | 7.1 | 7.0 | 9.2 | 12.7 | 10.1 | 6.5 | 7.3 | 16.4 | 5.6 | 2.2 |
| 6 | Middle Atlantic | 175,592 | 118,859,906 | 5.4 | 6.3 | 5.2 | 7.0 | 14.3 | 16.9 | 10.9 | 8.5 | 5.1 | 12.5 | 5.2 | 2.8 |
| 7 | East North Central | 593,434 | 401,928,962 | 1.3 | 2.2 | 2.4 | 2.5 | 8.3 | 11.3 | 14.2 | 10.4 | 9.8 | 24.4 | 9.7 | 3.7 |
| 8 | West North Central | 736,663 | 851,595,928 | 0.6 | 1.3 | 1.4 | 1.1 | 3.7 | 5.1 | 13.1 | 7.5 | 9.7 | 28.0 | 13.5 | 14.9 |
| 9 | South Atlantic | 420,941 | 144,196,869 | 4.9 | 7.5 | 6.7 | 6.1 | 8.0 | 9.3 | 7.1 | 5.4 | 3.7 | 13.7 | 12.2 | 15.5 |
| 10 | East South Central | 364,487 | 128,058,618 | 2.1 | 5.5 | 5.9 | 6.0 | 8.7 | 11.1 | 8.2 | 7.2 | 4.9 | 17.2 | 11.9 | 11.3 |
| 11 | West South Central | 373,905 | 277,979,272 | 1.4 | 2.3 | 2.2 | 2.0 | 3.5 | 4.0 | 5.2 | 3.6 | 3.2 | 13.8 | 14.2 | 44.6 |
| 12 | Mountain | 112,877 | 233,837,560 | 2.1 | 2.9 | 3.7 | 1.4 | 4.7 | 3.3 | 6.7 | 2.8 | 3.2 | 11.1 | 8.5 | 49.4 |
| 13 | Pacific | 120,492 | 198,076,317 | 9.2 | 9.8 | 7.1 | 3.6 | 7.0 | 3.8 | 2.8 | 2.7 | 1.8 | 5.5 | 11.8 | 34.7 |
| | **New England:** | | | | | | | | | | | | | | |
| 14 | Maine | 13,457 | 5,405,837 | 3.5 | 6.3 | 4.1 | 9.6 | 11.9 | 16.1 | 11.3 | 8.4 | 4.8 | 15.7 | 6.0 | 2.5 |
| 15 | New Hampshire | 6,823 | 3,716,680 | 6.3 | 10.9 | 9.4 | 8.7 | 8.0 | 14.1 | 7.7 | 6.1 | 8.8 | 13.4 | 4.2 | 2.3 |
| 16 | Vermont | 9,267 | 6,202,916 | 2.2 | 2.2 | 1.4 | 2.7 | 3.9 | 9.9 | 12.9 | 9.7 | 10.1 | 25.4 | 13.3 | 6.3 |
| 17 | Massachusetts | 11,204 | 10,061,666 | 11.0 | 12.4 | 10.8 | 6.3 | 11.9 | 11.8 | 9.5 | 4.7 | 5.6 | 11.9 | 3.2 | 0.8 |
| 18 | Rhode Island | 1,373 | 1,296,649 | 7.5 | 10.3 | 6.2 | 14.5 | 11.2 | 14.3 | 12.7 | 7.1 | 1.9 | 9.7 | 4.4 | 0.3 |
| 19 | Connecticut | 8,293 | 8,592,074 | 5.9 | 11.9 | 8.0 | 7.5 | 8.6 | 12.8 | 8.7 | 5.0 | 9.0 | 18.0 | 3.5 | 1.2 |
| | **Middle Atlantic:** | | | | | | | | | | | | | | |
| 20 | New York | 67,510 | 43,366,696 | 3.5 | 4.6 | 3.4 | 4.6 | 8.8 | 16.1 | 13.3 | 10.3 | 7.3 | 17.6 | 7.9 | 2.5 |
| 21 | New Jersey | 14,788 | 17,991,864 | 14.6 | 15.9 | 5.3 | 5.5 | 16.5 | 11.5 | 5.8 | 4.6 | 3.9 | 11.2 | 3.1 | 2.1 |
| 22 | Pennsylvania | 93,294 | 57,501,346 | 3.9 | 4.6 | 6.5 | 9.2 | 17.8 | 19.1 | 10.6 | 8.3 | 3.9 | 9.0 | 3.7 | 3.3 |
| | **East North Central:** | | | | | | | | | | | | | | |
| 23 | Ohio | 128,846 | 62,922,041 | 2.0 | 3.4 | 3.6 | 4.7 | 11.9 | 16.4 | 15.0 | 9.5 | 7.1 | 17.0 | 7.5 | 1.8 |
| 24 | Indiana | 115,860 | 75,452,293 | 2.0 | 3.3 | 3.2 | 3.2 | 8.4 | 11.1 | 12.2 | 9.6 | 8.1 | 23.2 | 11.6 | 4.0 |
| 25 | Illinois | 147,874 | 178,964,750 | 0.8 | 1.2 | 1.1 | 1.1 | 3.9 | 7.1 | 14.2 | 10.9 | 12.3 | 30.8 | 11.6 | 5.0 |
| 26 | Michigan | 89,759 | 35,387,342 | 1.5 | 2.6 | 4.7 | 3.9 | 14.0 | 16.0 | 14.0 | 9.7 | 7.6 | 18.4 | 5.9 | 1.6 |
| 27 | Wisconsin | 111,095 | 49,202,536 | 1.0 | 1.8 | 3.2 | 2.7 | 15.0 | 17.3 | 16.1 | 11.2 | 8.2 | 16.2 | 5.0 | 2.3 |
| | **West North Central:** | | | | | | | | | | | | | | |
| 28 | Minnesota | 134,255 | 87,478,311 | 0.9 | 2.1 | 2.0 | 1.2 | 5.5 | 7.7 | 19.1 | 10.8 | 12.8 | 28.4 | 7.5 | 2.0 |
| 29 | Iowa | 169,864 | 282,390,129 | 0.5 | 0.9 | 1.1 | 0.9 | 3.4 | 7.1 | 19.3 | 11.4 | 13.8 | 32.2 | 7.6 | 2.0 |
| 30 | Missouri | 152,819 | 114,245,957 | 0.9 | 1.7 | 2.3 | 2.4 | 5.9 | 8.8 | 9.1 | 7.6 | 7.4 | 26.0 | 16.8 | 11.1 |
| 31 | North Dakota | 42,757 | 19,884,910 | 1.0 | 0.3 | 0.2 | 0.2 | 0.3 | 0.4 | 1.9 | 0.7 | 1.6 | 21.4 | 35.0 | 36.9 |
| 32 | South Dakota | 52,398 | 60,301,679 | 0.2 | 0.6 | 0.9 | 0.2 | 3.9 | 1.5 | 8.9 | 3.3 | 6.5 | 27.3 | 17.2 | 29.6 |
| 33 | Nebraska | 85,608 | 146,789,205 | 0.8 | 2.2 | 2.1 | 0.5 | 3.9 | 2.7 | 11.9 | 5.0 | 9.3 | 27.9 | 13.3 | 20.4 |
| 34 | Kansas | 98,962 | 140,505,737 | 0.6 | 0.7 | 0.8 | 1.8 | 1.6 | 1.3 | 4.7 | 3.1 | 4.2 | 22.2 | 21.8 | 37.2 |
| | **South Atlantic:** | | | | | | | | | | | | | | |
| 35 | Delaware | 4,349 | 8,248,945 | 15.0 | 11.7 | 8.9 | 8.1 | 9.4 | 9.1 | 8.6 | 5.9 | 2.5 | 8.6 | 7.4 | 4.9 |
| 36 | Maryland | 22,813 | 17,095,431 | 5.4 | 6.8 | 5.6 | 6.8 | 10.0 | 13.0 | 11.4 | 6.4 | 4.8 | 15.4 | 9.7 | 4.7 |
| 37 | District of Columbia[1] | 6 | 915 | (*) | (*) | (*) | (*) | (*) | (*) | (*) | (*) | (*) | (*) | (*) | (*) |
| 38 | Virginia | 75,982 | 35,012,749 | 4.6 | 4.8 | 4.0 | 4.1 | 5.7 | 8.2 | 7.4 | 5.8 | 4.4 | 18.0 | 18.6 | 14.3 |
| 39 | West Virginia | 35,473 | 12,127,990 | 3.4 | 4.6 | 4.4 | 4.5 | 7.2 | 9.3 | 6.9 | 6.3 | 4.2 | 19.0 | 16.0 | 14.1 |
| 40 | North Carolina | 139,793 | 19,422,546 | 4.6 | 14.4 | 13.4 | 11.8 | 11.6 | 11.1 | 7.4 | 4.9 | 3.5 | 9.0 | 4.9 | 3.3 |
| 41 | South Carolina | 48,238 | 9,119,605 | 2.5 | 7.6 | 7.6 | 5.8 | 7.3 | 9.0 | 7.2 | 6.7 | 3.1 | 13.2 | 13.1 | 16.9 |
| 42 | Georgia | 74,391 | 24,900,617 | 4.5 | 7.7 | 8.1 | 7.7 | 10.5 | 9.7 | 6.1 | 5.1 | 3.5 | 13.1 | 10.1 | 14.0 |
| 43 | Florida | 19,902 | 18,268,986 | 3.4 | 5.7 | 4.1 | 1.1 | 3.2 | 5.7 | 3.2 | 3.0 | 2.1 | 8.6 | 11.8 | 48.0 |
| | **East South Central:** | | | | | | | | | | | | | | |
| 44 | Kentucky | 112,030 | 52,165,313 | 1.9 | 4.5 | 4.4 | 5.7 | 9.1 | 13.0 | 9.6 | 9.1 | 6.0 | 19.2 | 11.2 | 6.2 |
| 45 | Tennessee | 108,813 | 35,395,966 | 2.2 | 5.7 | 7.0 | 7.3 | 9.7 | 12.0 | 9.9 | 7.4 | 5.3 | 19.4 | 9.4 | 4.5 |
| 46 | Alabama | 73,689 | 21,409,444 | 2.8 | 5.5 | 6.9 | 4.9 | 6.4 | 7.3 | 4.1 | 4.1 | 2.9 | 12.4 | 14.1 | 28.3 |
| 47 | Mississippi | 69,955 | 19,087,895 | 1.5 | 7.9 | 6.4 | 5.7 | 8.1 | 8.1 | 5.9 | 5.1 | 3.6 | 12.8 | 16.0 | 18.7 |
| | **West South Central:** | | | | | | | | | | | | | | |
| 48 | Arkansas | 69,117 | 22,899,836 | 3.4 | 6.8 | 9.0 | 7.0 | 12.2 | 10.4 | 8.4 | 6.1 | 4.3 | 13.2 | 9.0 | 10.2 |
| 49 | Louisiana | 45,372 | 15,359,757 | 2.0 | 8.4 | 6.2 | 4.8 | 7.5 | 4.4 | 5.0 | 2.4 | 3.9 | 13.6 | 14.8 | 26.9 |
| 50 | Oklahoma | 85,639 | 63,821,759 | 1.1 | 1.1 | 1.4 | 1.1 | 3.0 | 3.1 | 8.3 | 3.2 | 5.0 | 19.6 | 19.5 | 33.8 |
| 51 | Texas | 173,777 | 175,897,920 | 1.2 | 1.7 | 1.2 | 1.5 | 2.2 | 3.5 | 3.6 | 3.5 | 2.3 | 11.9 | 12.9 | 54.6 |
| | **Mountain:** | | | | | | | | | | | | | | |
| 52 | Montana | 21,622 | 28,442,160 | 0.5 | 1.3 | 0.3 | 0.6 | 1.6 | 1.4 | 4.5 | 1.4 | 1.6 | 8.4 | 8.8 | 69.7 |
| 53 | Idaho | 24,802 | 30,885,961 | 2.9 | 4.6 | 5.6 | 3.2 | 9.6 | 6.6 | 7.5 | 3.5 | 4.1 | 12.9 | 8.4 | 31.0 |
| 54 | Wyoming | 8,468 | 23,037,892 | 0.3 | 0.7 | 1.3 | 0.1 | 1.4 | 1.7 | 4.6 | 1.4 | 3.1 | 10.2 | 6.6 | 68.5 |
| 55 | Colorado | 29,531 | 82,988,005 | 2.5 | 3.1 | 6.2 | 1.1 | 5.9 | 3.5 | 10.3 | 3.3 | 5.1 | 12.9 | 9.3 | 36.8 |
| 56 | New Mexico | 9,877 | 26,077,570 | 0.5 | 0.9 | 0.8 | 0.8 | 1.1 | 1.0 | 1.6 | 1.7 | 0.3 | 4.8 | 7.0 | 79.5 |
| 57 | Arizona | 4,544 | 18,224,890 | 2.4 | 6.6 | 2.4 | 1.0 | 2.7 | 2.1 | 3.4 | 1.4 | 0.7 | 14.3 | 7.7 | 55.3 |
| 58 | Utah | 12,441 | 19,817,673 | 5.7 | 3.4 | 4.1 | 4.6 | 7.4 | 6.2 | 7.2 | 5.3 | 3.2 | 12.5 | 7.5 | 32.8 |
| 59 | Nevada | 1,592 | 4,363,409 | 1.4 | 1.8 | 1.0 | 0.5 | 2.5 | 0.9 | 1.4 | 6.4 | 2.4 | 4.0 | 19.1 | 58.6 |
| | **Pacific:** | | | | | | | | | | | | | | |
| 60 | Washington | 36,081 | 22,951,394 | 6.3 | 11.2 | 7.9 | 6.8 | 8.3 | 6.2 | 5.4 | 2.4 | 3.8 | 10.4 | 7.2 | 24.2 |
| 61 | Oregon | 30,397 | 21,719,896 | 5.1 | 6.2 | 5.7 | 3.3 | 6.2 | 7.5 | 5.7 | 2.7 | 3.0 | 10.5 | 8.6 | 35.5 |
| 62 | California | 54,014 | 153,405,027 | 10.3 | 10.1 | 7.2 | 3.2 | 6.9 | 3.0 | 2.0 | 2.8 | 1.3 | 4.0 | 13.0 | 36.1 |

*Not available.

[1]Data for District of Columbia not included in totals.

## Table 42.—EXPENDITURES FOR GASOLINE AND OTHER PETROLEUM FUEL AND OIL—FARMS REPORTING AND AMOUNT, WITH PERCENT DISTRIBUTION OF THE AMOUNT, BY SIZE OF FARM; BY DIVISIONS AND STATES: CENSUS OF 1950

[Data are based on reports for only a sample of farms. See text. Base data in Volume I]

| | Region, division, and State | Expenditures for gasoline and other petroleum fuel and oil | | Percent distribution of expenditures for gasoline and other petroleum fuel and oil | | | | | | | | | | |
|---|---|---|---|---|---|---|---|---|---|---|---|---|---|---|
| | | Farms reporting | Dollars | Under 10 acres | 10-29 acres | 30-49 acres | 50-69 acres | 70-99 acres | 100-139 acres | 140-179 acres | 180-219 acres | 220-259 acres | 260-499 acres | 500-999 acres | 1,000 acres and over |
| 1 | **United States** | 2,983,476 | 1,133,707,955 | 1.2 | 2.7 | 3.0 | 2.9 | 6.7 | 9.0 | 12.1 | 7.6 | 7.3 | 21.3 | 12.4 | 13.8 |
| 2 | The North | 1,697,374 | 658,991,629 | 0.9 | 1.4 | 1.8 | 2.1 | 6.7 | 10.1 | 15.2 | 9.4 | 9.5 | 24.7 | 11.3 | 6.8 |
| 3 | The South | 963,921 | 295,522,303 | 1.1 | 3.8 | 4.5 | 4.4 | 6.9 | 8.8 | 8.8 | 6.1 | 5.0 | 19.2 | 14.6 | 16.8 |
| 4 | The West | 322,181 | 179,194,023 | 2.5 | 5.5 | 4.8 | 3.3 | 6.1 | 5.2 | 6.2 | 3.4 | 3.2 | 12.3 | 13.1 | 34.2 |
| | **Geographic Divisions:** | | | | | | | | | | | | | | |
| 5 | New England | 61,578 | 18,630,118 | 5.1 | 6.7 | 4.8 | 5.7 | 7.8 | 11.3 | 11.1 | 8.2 | 6.9 | 19.9 | 9.2 | 3.3 |
| 6 | Middle Atlantic | 207,846 | 62,281,654 | 3.3 | 4.9 | 4.7 | 6.4 | 11.2 | 17.6 | 13.2 | 9.7 | 7.3 | 14.9 | 4.9 | 1.9 |
| 7 | East North Central | 654,355 | 227,336,194 | 0.7 | 1.4 | 2.5 | 2.8 | 10.3 | 14.8 | 17.1 | 12.0 | 10.2 | 21.4 | 5.3 | 1.5 |
| 8 | West North Central | 773,595 | 350,743,663 | 0.3 | 0.5 | 0.7 | 0.7 | 3.5 | 5.7 | 14.5 | 7.8 | 9.6 | 28.9 | 16.4 | 11.4 |
| 9 | South Atlantic | 357,500 | 92,626,207 | 1.6 | 7.0 | 7.2 | 6.8 | 8.8 | 10.8 | 8.1 | 6.5 | 4.8 | 15.4 | 10.7 | 12.3 |
| 10 | East South Central | 247,300 | 57,853,386 | 1.3 | 4.1 | 5.5 | 6.1 | 9.5 | 11.4 | 8.8 | 7.0 | 5.0 | 16.7 | 12.2 | 12.5 |
| 11 | West South Central | 359,121 | 145,042,710 | 0.6 | 1.7 | 2.3 | 2.3 | 4.6 | 6.5 | 9.3 | 5.5 | 5.1 | 22.7 | 18.1 | 21.3 |
| 12 | Mountain | 146,871 | 89,257,225 | 0.9 | 1.8 | 2.3 | 1.7 | 5.5 | 4.3 | 7.0 | 3.2 | 3.2 | 13.0 | 14.9 | 42.2 |
| 13 | Pacific | 175,310 | 89,936,798 | 4.1 | 9.3 | 7.3 | 4.9 | 6.6 | 6.1 | 5.4 | 3.6 | 3.2 | 11.6 | 11.4 | 26.3 |
| | **New England:** | | | | | | | | | | | | | | |
| 14 | Maine | 16,956 | 5,209,824 | 1.1 | 1.6 | 1.9 | 3.7 | 8.5 | 13.2 | 13.2 | 11.6 | 8.0 | 23.6 | 9.6 | 4.1 |
| 15 | New Hampshire | 7,478 | 1,696,014 | 4.5 | 5.7 | 6.1 | 6.0 | 6.7 | 10.3 | 9.4 | 6.0 | 6.6 | 25.3 | 10.6 | 2.7 |
| 16 | Vermont | 12,356 | 3,179,805 | 1.2 | 1.2 | 0.8 | 1.9 | 3.5 | 8.6 | 11.5 | 10.3 | 10.4 | 32.9 | 13.7 | 4.0 |
| 17 | Massachusetts | 13,186 | 4,287,440 | 11.1 | 14.4 | 8.7 | 8.7 | 9.8 | 10.6 | 10.6 | 5.9 | 3.8 | 10.5 | 3.5 | 2.5 |
| 18 | Rhode Island | 1,681 | 709,472 | 20.2 | 10.5 | 7.5 | 8.7 | 11.5 | 8.6 | 7.7 | 3.8 | 6.4 | 9.9 | 2.8 | 2.3 |
| 19 | Connecticut | 9,921 | 3,547,563 | 4.7 | 9.6 | 6.7 | 7.8 | 8.1 | 12.7 | 9.8 | 5.9 | 6.2 | 13.6 | 12.0 | 3.0 |
| | **Middle Atlantic:** | | | | | | | | | | | | | | |
| 20 | New York | 91,380 | 27,663,316 | 2.5 | 4.2 | 3.9 | 5.0 | 8.5 | 15.4 | 12.9 | 11.1 | 8.5 | 19.8 | 6.4 | 1.8 |
| 21 | New Jersey | 18,343 | 7,615,186 | 10.9 | 11.7 | 7.6 | 7.1 | 11.2 | 14.8 | 10.4 | 6.5 | 5.8 | 8.0 | 3.4 | 2.6 |
| 22 | Pennsylvania | 98,123 | 27,003,152 | 1.9 | 3.8 | 4.6 | 7.7 | 14.1 | 20.6 | 14.3 | 9.2 | 6.4 | 11.8 | 3.7 | 1.9 |
| | **East North Central:** | | | | | | | | | | | | | | |
| 23 | Ohio | 134,005 | 40,814,515 | 1.0 | 2.4 | 3.2 | 4.5 | 12.7 | 17.7 | 16.8 | 11.2 | 8.5 | 16.2 | 4.4 | 1.3 |
| 24 | Indiana | 111,826 | 41,374,801 | 0.7 | 1.5 | 2.6 | 2.8 | 9.4 | 13.8 | 16.0 | 12.4 | 9.8 | 23.2 | 5.9 | 1.9 |
| 25 | Illinois | 149,385 | 72,994,545 | 0.6 | 0.8 | 1.1 | 1.1 | 5.2 | 9.4 | 17.5 | 12.5 | 13.0 | 29.7 | 7.4 | 1.7 |
| 26 | Michigan | 115,275 | 30,064,444 | 0.9 | 2.2 | 4.9 | 4.4 | 14.5 | 17.6 | 15.8 | 11.0 | 8.6 | 15.3 | 3.6 | 1.1 |
| 27 | Wisconsin | 143,864 | 42,087,889 | 0.6 | 0.8 | 2.2 | 3.0 | 14.8 | 20.4 | 18.7 | 12.0 | 8.3 | 14.6 | 3.3 | 1.2 |
| | **West North Central:** | | | | | | | | | | | | | | |
| 28 | Minnesota | 155,515 | 66,268,394 | 0.4 | 0.8 | 1.1 | 0.8 | 5.4 | 8.6 | 20.7 | 11.0 | 12.8 | 29.0 | 7.2 | 2.1 |
| 29 | Iowa | 173,047 | 75,560,728 | 0.3 | 0.5 | 0.7 | 0.7 | 5.4 | 10.4 | 24.7 | 13.0 | 13.9 | 25.6 | 4.0 | 0.7 |
| 30 | Missouri | 125,406 | 32,545,069 | 0.5 | 1.3 | 2.3 | 2.3 | 7.1 | 10.6 | 12.7 | 10.6 | 9.8 | 28.0 | 10.8 | 4.1 |
| 31 | North Dakota | 61,018 | 44,894,367 | [1] | 0.1 | 0.1 | 0.1 | 0.2 | 0.3 | 2.5 | 0.9 | 1.7 | 27.4 | 40.9 | 25.9 |
| 32 | South Dakota | 59,827 | 35,123,848 | 0.2 | 0.2 | 0.2 | 0.2 | 0.7 | 1.0 | 7.3 | 3.0 | 6.2 | 33.5 | 24.4 | 23.2 |
| 33 | Nebraska | 93,353 | 47,475,646 | 0.3 | 0.4 | 0.4 | 0.4 | 2.3 | 3.1 | 14.4 | 6.7 | 10.9 | 30.8 | 15.5 | 14.8 |
| 34 | Kansas | 105,429 | 48,875,611 | 0.2 | 0.4 | 0.5 | 0.5 | 2.0 | 2.2 | 7.9 | 4.2 | 7.0 | 31.0 | 24.3 | 19.9 |
| | **South Atlantic:** | | | | | | | | | | | | | | |
| 35 | Delaware | 4,478 | 1,820,262 | 1.9 | 3.6 | 4.1 | 4.1 | 8.7 | 11.0 | 11.3 | 9.9 | 8.2 | 20.7 | 9.7 | 7.0 |
| 36 | Maryland | 22,430 | 7,976,651 | 1.9 | 3.9 | 3.7 | 4.7 | 8.3 | 15.3 | 12.3 | 9.2 | 7.9 | 18.5 | 9.8 | 4.5 |
| 37 | District of Columbia[2] | 16 | 1,670 | (*) | (*) | (*) | (*) | (*) | (*) | (*) | (*) | (*) | (*) | (*) | (*) |
| 38 | Virginia | 51,071 | 11,785,124 | 1.5 | 3.6 | 3.4 | 5.3 | 7.3 | 11.4 | 9.2 | 7.9 | 6.0 | 20.2 | 14.6 | 9.5 |
| 39 | West Virginia | 19,288 | 2,907,143 | 2.7 | 3.5 | 3.5 | 4.5 | 7.5 | 11.4 | 11.3 | 9.0 | 5.3 | 21.6 | 11.0 | 8.7 |
| 40 | North Carolina | 121,521 | 25,339,209 | 1.9 | 13.3 | 13.7 | 11.5 | 12.5 | 12.0 | 7.4 | 5.6 | 3.9 | 9.9 | 4.8 | 3.5 |
| 41 | South Carolina | 48,261 | 11,564,411 | 1.1 | 9.2 | 8.7 | 7.0 | 7.9 | 9.1 | 7.0 | 5.6 | 3.3 | 14.2 | 13.5 | 13.3 |
| 42 | Georgia | 67,853 | 20,454,474 | 0.8 | 2.5 | 4.3 | 5.2 | 7.7 | 10.8 | 7.7 | 6.5 | 5.0 | 18.3 | 13.9 | 17.4 |
| 43 | Florida | 22,598 | 10,778,933 | 3.0 | 5.7 | 4.6 | 2.8 | 5.5 | 5.5 | 5.6 | 4.8 | 4.2 | 13.8 | 11.9 | 32.7 |
| | **East South Central:** | | | | | | | | | | | | | | |
| 44 | Kentucky | 71,339 | 14,899,120 | 2.1 | 3.8 | 4.1 | 6.0 | 10.4 | 14.6 | 11.5 | 9.8 | 6.2 | 19.0 | 8.8 | 3.8 |
| 45 | Tennessee | 71,488 | 14,424,412 | 1.3 | 4.9 | 6.2 | 7.3 | 11.9 | 14.9 | 10.8 | 8.0 | 5.8 | 17.0 | 8.2 | 4.0 |
| 46 | Alabama | 49,900 | 12,017,731 | 1.0 | 3.4 | 6.9 | 6.7 | 10.3 | 10.6 | 7.8 | 6.4 | 4.3 | 15.2 | 12.2 | 15.1 |
| 47 | Mississippi | 54,573 | 16,512,123 | 0.7 | 4.3 | 5.0 | 4.6 | 6.2 | 5.9 | 5.4 | 3.9 | 3.6 | 15.4 | 19.0 | 25.9 |
| | **West South Central:** | | | | | | | | | | | | | | |
| 48 | Arkansas | 56,954 | 19,717,814 | 0.5 | 2.8 | 4.9 | 4.4 | 8.5 | 8.8 | 7.4 | 5.1 | 5.1 | 15.8 | 19.7 | 17.1 |
| 49 | Louisiana | 32,246 | 12,866,474 | 1.6 | 4.9 | 6.0 | 4.0 | 6.0 | 5.9 | 5.6 | 4.5 | 3.8 | 15.6 | 16.2 | 25.7 |
| 50 | Oklahoma | 79,272 | 27,893,937 | 0.3 | 0.6 | 0.9 | 0.8 | 3.1 | 4.1 | 13.7 | 4.9 | 7.0 | 32.1 | 19.8 | 12.9 |
| 51 | Texas | 190,649 | 84,564,485 | 0.6 | 1.3 | 1.6 | 2.0 | 3.9 | 6.9 | 8.9 | 5.9 | 4.7 | 22.3 | 17.5 | 24.4 |
| | **Mountain:** | | | | | | | | | | | | | | |
| 52 | Montana | 30,270 | 21,920,848 | 0.2 | 0.5 | 0.4 | 0.4 | 1.4 | 1.8 | 3.3 | 1.9 | 1.8 | 9.8 | 16.8 | 61.8 |
| 53 | Idaho | 31,077 | 15,071,471 | 1.0 | 2.2 | 4.6 | 3.4 | 13.9 | 8.9 | 9.6 | 5.0 | 4.8 | 15.0 | 11.7 | 19.9 |
| 54 | Wyoming | 10,571 | 6,593,138 | 0.3 | 0.3 | 0.6 | 0.3 | 2.7 | 2.9 | 8.9 | 3.0 | 3.3 | 13.3 | 12.8 | 51.6 |
| 55 | Colorado | 35,320 | 23,038,898 | 1.0 | 1.8 | 1.3 | 0.9 | 4.5 | 3.8 | 9.6 | 3.1 | 3.9 | 15.4 | 17.5 | 37.1 |
| 56 | New Mexico | 13,830 | 7,907,507 | 0.8 | 2.6 | 2.6 | 2.0 | 4.5 | 3.6 | 6.0 | 3.5 | 2.3 | 13.5 | 14.8 | 43.8 |
| 57 | Arizona | 6,675 | 6,943,249 | 1.3 | 2.3 | 2.8 | 2.2 | 3.0 | 2.3 | 4.4 | 2.1 | 2.9 | 13.1 | 14.5 | 49.1 |
| 58 | Utah | 16,882 | 6,073,620 | 2.3 | 5.4 | 7.4 | 6.4 | 9.6 | 8.6 | 6.7 | 4.8 | 3.8 | 11.3 | 9.3 | 24.3 |
| 59 | Nevada | 2,246 | 1,708,494 | 1.3 | 1.3 | 2.1 | 1.2 | 6.4 | 3.6 | 4.8 | 5.8 | 2.0 | 9.3 | 11.6 | 50.6 |
| | **Pacific:** | | | | | | | | | | | | | | |
| 60 | Washington | 45,088 | 16,846,326 | 3.2 | 8.9 | 6.5 | 4.5 | 7.0 | 5.4 | 5.5 | 3.3 | 2.8 | 10.7 | 12.7 | 29.5 |
| 61 | Oregon | 39,021 | 14,370,217 | 2.4 | 5.8 | 5.7 | 4.4 | 8.0 | 7.6 | 7.9 | 5.1 | 4.3 | 13.1 | 9.3 | 26.3 |
| 62 | California | 91,201 | 58,720,255 | 4.8 | 10.2 | 8.0 | 5.2 | 6.2 | 5.9 | 4.7 | 3.4 | 3.1 | 11.5 | 11.5 | 25.4 |

*Not available.

[1] 0.05 percent or less.

[2] Data for District of Columbia not included in totals.

## Table 43.—VALUE OF ALL FARM PRODUCTS SOLD, WITH AVERAGE PER FARM REPORTING, BY SIZE OF FARM, BY DIVISIONS AND STATES: CENSUS OF 1950

[Data are based on reports for only a sample of farms. See text. Base data in Volume I]

| | Region, division, and State | Value of all farm products sold (dollars) | | | | | |
|---|---|---|---|---|---|---|---|
| | | Total, all farms | Under 10 acres | 10-29 acres | 30-49 acres | 50-69 acres | 70-99 acres |
| 1 | United States | 22,279,562,599 | 594,062,179 | 1,143,659,624 | 998,213,162 | 826,912,642 | 1,595,253,882 |
| 2 | The North | 11,771,792,152 | 243,069,689 | 302,337,599 | 286,259,219 | 294,499,767 | 859,079,830 |
| 3 | The South | 6,428,365,213 | 145,958,946 | 563,854,276 | 492,759,510 | 393,309,870 | 493,676,825 |
| 4 | The West | 4,079,405,234 | 205,033,544 | 277,467,749 | 219,194,433 | 139,103,005 | 242,497,227 |
| | **Geographic Divisions:** | | | | | | |
| 5 | New England | 540,473,086 | 35,135,389 | 45,205,212 | 30,358,132 | 33,135,727 | 42,884,593 |
| 6 | Middle Atlantic | 1,423,948,199 | 90,728,996 | 104,942,606 | 69,589,322 | 86,693,760 | 151,313,071 |
| 7 | East North Central | 4,078,030,651 | 74,933,118 | 90,402,083 | 110,750,594 | 115,953,088 | 413,599,817 |
| 8 | West North Central | 5,729,340,216 | 42,272,186 | 61,787,698 | 75,561,171 | 58,717,192 | 251,282,349 |
| 9 | South Atlantic | 2,149,536,638 | 70,959,820 | 265,890,454 | 239,050,401 | 190,010,380 | 200,237,891 |
| 10 | East South Central | 1,390,322,860 | 41,352,389 | 179,898,010 | 141,233,394 | 117,166,348 | 151,217,807 |
| 11 | West South Central | 2,888,505,715 | 33,646,737 | 118,065,812 | 112,475,715 | 86,133,142 | 142,221,127 |
| 12 | Mountain | 1,641,594,801 | 30,074,980 | 37,497,117 | 46,083,681 | 32,805,236 | 93,058,915 |
| 13 | Pacific | 2,437,810,433 | 174,958,564 | 239,970,632 | 173,110,752 | 106,297,769 | 149,438,312 |
| | **New England:** | | | | | | |
| 14 | Maine | 127,413,952 | 3,377,270 | 3,635,515 | 3,695,410 | 6,757,412 | 11,572,339 |
| 15 | New Hampshire | 50,125,902 | 2,705,930 | 4,418,720 | 3,898,195 | 3,749,873 | 3,774,397 |
| 16 | Vermont | 88,519,892 | 1,414,990 | 1,513,055 | 1,003,810 | 1,837,515 | 3,905,745 |
| 17 | Massachusetts | 134,628,500 | 17,103,792 | 21,342,531 | 11,043,822 | 10,494,573 | 11,827,223 |
| 18 | Rhode Island | 15,705,791 | 1,739,965 | 1,859,145 | 1,471,315 | 1,145,395 | 1,746,720 |
| 19 | Connecticut | 124,079,049 | 8,793,442 | 12,436,246 | 9,245,580 | 9,150,959 | 10,058,169 |
| | **Middle Atlantic:** | | | | | | |
| 20 | New York | 643,239,854 | 27,599,757 | 32,345,040 | 23,748,871 | 30,259,790 | 50,508,683 |
| 21 | New Jersey | 222,275,639 | 33,273,271 | 40,154,742 | 16,761,584 | 13,133,524 | 19,997,667 |
| 22 | Pennsylvania | 558,432,706 | 29,855,968 | 32,442,824 | 29,078,867 | 43,300,446 | 80,806,721 |
| | **East North Central:** | | | | | | |
| 23 | Ohio | 718,626,120 | 20,652,231 | 27,667,493 | 24,975,071 | 33,834,797 | 91,810,716 |
| 24 | Indiana | 742,345,704 | 13,195,480 | 20,938,592 | 24,627,775 | 23,808,646 | 71,844,486 |
| 25 | Illinois | 1,376,314,334 | 20,803,912 | 19,850,565 | 18,868,888 | 17,337,240 | 66,290,891 |
| 26 | Michigan | 475,042,264 | 11,217,337 | 12,965,561 | 24,491,646 | 20,955,455 | 67,985,900 |
| 27 | Wisconsin | 765,702,229 | 9,064,158 | 8,979,872 | 17,787,214 | 20,016,950 | 115,667,824 |
| | **West North Central:** | | | | | | |
| 28 | Minnesota | 975,399,915 | 9,368,888 | 10,041,225 | 14,555,659 | 10,278,377 | 59,644,115 |
| 29 | Iowa | 1,633,719,463 | 11,292,919 | 15,350,505 | 16,995,466 | 14,079,100 | 87,388,619 |
| 30 | Missouri | 720,747,545 | 8,407,672 | 19,590,338 | 26,329,546 | 20,810,370 | 58,562,133 |
| 31 | North Dakota | 403,693,268 | 807,140 | 935,125 | 700,050 | 316,805 | 1,180,390 |
| 32 | South Dakota | 438,500,221 | 1,162,744 | 1,993,725 | 2,294,670 | 1,196,870 | 6,440,865 |
| 33 | Nebraska | 785,209,338 | 5,682,856 | 8,082,906 | 8,055,321 | 3,896,995 | 22,219,273 |
| 34 | Kansas | 772,070,466 | 5,549,967 | 5,793,874 | 6,630,459 | 8,138,675 | 19,846,954 |
| | **South Atlantic:** | | | | | | |
| 35 | Delaware | 78,745,968 | 8,350,090 | 8,063,520 | 6,649,333 | 5,937,053 | 6,737,162 |
| 36 | Maryland | 178,162,152 | 8,287,894 | 10,929,400 | 9,253,119 | 11,102,173 | 14,964,207 |
| 37 | District of Columbia[1] | 569,621 | (*) | (*) | (*) | (*) | (*) |
| 38 | Virginia | 317,865,303 | 13,845,285 | 24,046,051 | 18,716,401 | 19,729,616 | 26,567,497 |
| 39 | West Virginia | 84,254,478 | 3,154,921 | 3,529,127 | 3,717,875 | 4,427,920 | 7,764,844 |
| 40 | North Carolina | 557,320,866 | 15,023,610 | 124,664,031 | 108,377,078 | 74,547,543 | 66,055,536 |
| 41 | South Carolina | 217,190,151 | 4,927,546 | 46,395,273 | 33,003,660 | 21,575,327 | 18,944,300 |
| 42 | Georgia | 378,330,276 | 7,426,109 | 25,611,445 | 41,027,810 | 40,513,886 | 41,250,889 |
| 43 | Florida | 337,667,444 | 9,944,365 | 22,651,607 | 18,305,125 | 12,176,862 | 17,953,456 |
| | **East South Central:** | | | | | | |
| 44 | Kentucky | 427,265,836 | 16,269,403 | 31,757,424 | 27,029,879 | 32,748,370 | 49,705,049 |
| 45 | Tennessee | 347,683,122 | 8,626,260 | 38,624,252 | 35,088,995 | 34,468,992 | 42,376,358 |
| 46 | Alabama | 276,646,583 | 4,843,169 | 25,873,908 | 40,180,900 | 28,353,126 | 33,737,095 |
| 47 | Mississippi | 338,727,319 | 11,613,557 | 83,642,426 | 38,933,620 | 21,595,860 | 25,399,305 |
| | **West South Central:** | | | | | | |
| 48 | Arkansas | 395,626,882 | 9,605,331 | 44,893,615 | 40,614,675 | 24,097,951 | 41,934,548 |
| 49 | Louisiana | 245,927,730 | 5,319,017 | 39,082,878 | 31,625,223 | 14,945,392 | 16,815,001 |
| 50 | Oklahoma | 473,995,802 | 4,028,220 | 4,779,875 | 6,427,115 | 5,754,170 | 17,026,965 |
| 51 | Texas | 1,772,955,301 | 14,694,169 | 29,309,444 | 33,808,702 | 41,335,629 | 66,444,613 |
| | **Mountain:** | | | | | | |
| 52 | Montana | 281,160,276 | 1,262,625 | 1,833,018 | 1,431,435 | 1,207,455 | 4,316,125 |
| 53 | Idaho | 280,232,510 | 4,635,554 | 7,357,105 | 14,730,023 | 10,042,791 | 39,039,863 |
| 54 | Wyoming | 125,217,087 | 487,105 | 380,975 | 620,840 | 364,010 | 2,251,790 |
| 55 | Colorado | 423,606,387 | 10,629,983 | 11,392,786 | 12,335,465 | 5,031,334 | 22,892,440 |
| 56 | New Mexico | 157,327,317 | 1,641,260 | 3,223,198 | 3,626,635 | 3,958,890 | 5,292,095 |
| 57 | Arizona | 204,165,979 | 2,591,867 | 4,551,765 | 4,310,073 | 2,744,880 | 5,749,801 |
| 58 | Utah | 136,348,508 | 8,661,171 | 8,148,320 | 8,472,055 | 9,146,256 | 12,151,721 |
| 59 | Nevada | 33,536,737 | 165,415 | 609,950 | 557,155 | 309,620 | 1,365,030 |
| | **Pacific:** | | | | | | |
| 60 | Washington | 372,372,999 | 17,603,915 | 39,112,348 | 30,071,650 | 19,157,215 | 27,157,855 |
| 61 | Oregon | 297,709,335 | 9,925,672 | 19,944,090 | 19,259,190 | 13,538,334 | 23,292,001 |
| 62 | California | 1,767,728,099 | 147,428,977 | 180,914,194 | 123,779,912 | 73,602,220 | 98,988,456 |

See footnotes at end of table.

## Table 43.–VALUE OF ALL FARM PRODUCTS SOLD, WITH AVERAGE PER FARM REPORTING, BY SIZE OF FARM, BY DIVISIONS AND STATES: CENSUS OF 1950–Continued

[Data are based on reports for only a sample of farms. See text. Base data in Volume I]

| | Region, division, and State | Value of all farm products sold (dollars)--Continued | | | | | | |
|---|---|---|---|---|---|---|---|---|
| | | 100-139 acres | 140-179 acres | 180-219 acres | 220-259 acres | 260-499 acres | 500-999 acres | 1,000 acres and over |
| 1 | **United States** | 2,012,033,933 | 2,489,296,964 | 1,566,766,480 | 1,465,350,636 | 4,056,123,931 | 2,269,861,611 | 3,262,027,555 |
| 2 | The North | 1,251,690,230 | 1,778,592,305 | 1,108,175,847 | 1,093,469,156 | 2,676,860,119 | 1,092,185,139 | 785,573,252 |
| 3 | The South | 560,611,199 | 493,092,524 | 332,016,406 | 256,550,411 | 942,252,532 | 709,641,425 | 1,044,641,289 |
| 4 | The West | 199,732,504 | 217,612,135 | 126,574,227 | 115,331,069 | 437,011,280 | 468,035,047 | 1,431,813,014 |
| | **Geographic Divisions:** | | | | | | | |
| 5 | New England | 59,833,638 | 52,773,775 | 39,445,136 | 35,242,517 | 98,297,257 | 44,081,320 | 24,080,390 |
| 6 | Middle Atlantic | 227,424,256 | 166,982,936 | 128,138,578 | 91,091,533 | 197,951,706 | 71,335,392 | 37,756,043 |
| 7 | East North Central | 582,857,762 | 672,432,350 | 466,302,368 | 395,363,808 | 846,283,646 | 229,533,533 | 79,618,484 |
| 8 | West North Central | 381,574,574 | 886,403,244 | 474,289,765 | 571,771,298 | 1,534,327,510 | 747,234,894 | 644,118,335 |
| 9 | South Atlantic | 213,766,928 | 145,587,744 | 110,251,027 | 76,575,495 | 237,847,262 | 168,779,571 | 230,579,665 |
| 10 | East South Central | 161,445,449 | 111,503,221 | 78,756,473 | 52,491,985 | 154,762,039 | 98,357,574 | 102,138,171 |
| 11 | West South Central | 185,398,822 | 236,001,559 | 143,008,906 | 127,482,931 | 549,643,231 | 442,504,280 | 711,923,453 |
| 12 | Mountain | 67,708,720 | 104,668,932 | 48,321,460 | 49,733,899 | 185,460,248 | 195,793,600 | 750,388,013 |
| 13 | Pacific | 132,023,784 | 112,943,203 | 78,252,767 | 65,597,170 | 251,551,032 | 272,241,447 | 681,425,001 |
| | **New England:** | | | | | | | |
| 14 | Maine | 16,862,380 | 15,413,564 | 11,997,231 | 9,275,839 | 27,905,641 | 10,474,744 | 6,446,607 |
| 15 | New Hampshire | 5,034,395 | 4,680,781 | 3,302,723 | 3,508,195 | 8,832,278 | 4,932,357 | 1,288,058 |
| 16 | Vermont | 8,376,058 | 10,521,543 | 8,888,876 | 8,720,675 | 28,217,704 | 10,269,713 | 3,850,208 |
| 17 | Massachusetts | 13,883,705 | 10,537,357 | 7,197,722 | 5,832,995 | 15,085,709 | 5,307,812 | 4,971,259 |
| 18 | Rhode Island | 1,645,780 | 1,692,550 | 1,010,797 | 892,840 | 1,664,635 | 467,049 | 369,600 |
| 19 | Connecticut | 14,031,320 | 9,927,980 | 7,047,787 | 7,011,973 | 16,591,290 | 12,629,645 | 7,154,658 |
| | **Middle Atlantic:** | | | | | | | |
| 20 | New York | 93,506,198 | 81,109,520 | 71,168,460 | 52,760,252 | 121,357,172 | 43,008,837 | 15,867,274 |
| 21 | New Jersey | 26,534,369 | 17,201,768 | 13,016,530 | 9,946,002 | 16,001,515 | 9,194,472 | 7,060,195 |
| 22 | Pennsylvania | 107,383,689 | 68,671,648 | 43,953,588 | 28,385,279 | 60,593,019 | 19,132,083 | 14,828,574 |
| | **East North Central:** | | | | | | | |
| 23 | Ohio | 123,313,094 | 114,093,040 | 75,988,169 | 54,922,720 | 108,344,433 | 32,239,445 | 10,784,911 |
| 24 | Indiana | 98,684,425 | 112,720,675 | 82,406,803 | 70,073,086 | 159,942,804 | 45,961,421 | 18,141,511 |
| 25 | Illinois | 119,742,715 | 230,148,089 | 165,723,830 | 173,289,675 | 403,291,155 | 108,392,272 | 32,575,102 |
| 26 | Michigan | 83,261,610 | 72,399,589 | 49,910,493 | 35,674,342 | 70,214,169 | 18,582,668 | 7,383,494 |
| 27 | Wisconsin | 157,855,918 | 143,070,957 | 92,273,073 | 61,403,985 | 104,491,085 | 24,357,727 | 10,733,466 |
| | **West North Central:** | | | | | | | |
| 28 | Minnesota | 93,209,028 | 206,205,937 | 106,471,023 | 124,103,841 | 257,474,363 | 63,405,673 | 20,641,786 |
| 29 | Iowa | 163,113,933 | 384,597,733 | 203,429,632 | 220,534,743 | 420,702,049 | 75,355,695 | 20,879,069 |
| 30 | Missouri | 78,529,812 | 84,385,906 | 67,832,858 | 62,596,915 | 176,705,526 | 79,474,958 | 37,521,511 |
| 31 | North Dakota | 990,480 | 10,877,650 | 3,857,350 | 7,528,655 | 109,873,230 | 155,338,528 | 111,287,865 |
| 32 | South Dakota | 5,520,926 | 36,530,112 | 14,275,214 | 29,155,258 | 135,992,555 | 91,459,687 | 112,477,595 |
| 33 | Nebraska | 23,462,513 | 109,154,982 | 47,761,893 | 79,228,886 | 225,190,297 | 109,530,125 | 142,943,291 |
| 34 | Kansas | 16,747,882 | 54,650,924 | 30,661,795 | 48,623,000 | 208,389,490 | 172,670,228 | 198,367,218 |
| | **South Atlantic:** | | | | | | | |
| 35 | Delaware | 7,804,986 | 6,770,996 | 4,994,968 | 3,210,857 | 8,267,240 | 5,546,116 | 6,413,647 |
| 36 | Maryland | 24,207,727 | 20,608,677 | 14,479,728 | 11,523,017 | 30,490,545 | 14,524,607 | 7,791,058 |
| 37 | District of Columbia[1] | (*) | (*) | (*) | (*) | (*) | (*) | (*) |
| 38 | Virginia | 36,476,511 | 25,458,111 | 21,947,149 | 15,913,001 | 52,194,377 | 37,674,123 | 25,297,181 |
| 39 | West Virginia | 10,567,335 | 8,532,135 | 6,951,528 | 4,693,588 | 15,380,921 | 8,712,446 | 6,821,838 |
| 40 | North Carolina | 56,101,611 | 29,957,845 | 19,582,889 | 12,264,077 | 27,813,109 | 12,842,326 | 10,091,211 |
| 41 | South Carolina | 16,492,105 | 11,118,686 | 7,650,302 | 5,259,610 | 18,260,125 | 16,370,564 | 17,192,653 |
| 42 | Georgia | 44,290,978 | 26,782,919 | 19,970,868 | 14,126,665 | 45,677,232 | 31,183,501 | 40,467,974 |
| 43 | Florida | 17,825,675 | 16,358,375 | 14,673,595 | 9,584,680 | 39,763,713 | 41,925,888 | 116,504,103 |
| | **East South Central:** | | | | | | | |
| 44 | Kentucky | 66,462,752 | 44,477,400 | 33,926,670 | 22,295,172 | 59,619,751 | 28,621,941 | 14,352,025 |
| 45 | Tennessee | 45,927,380 | 31,503,042 | 22,091,678 | 16,359,845 | 43,005,864 | 19,350,580 | 10,259,876 |
| 46 | Alabama | 27,412,408 | 19,271,928 | 12,787,075 | 7,465,433 | 26,645,761 | 19,730,290 | 30,345,490 |
| 47 | Mississippi | 21,642,909 | 16,250,851 | 9,951,050 | 6,371,535 | 25,490,663 | 30,654,763 | 47,180,780 |
| | **West South Central:** | | | | | | | |
| 48 | Arkansas | 38,972,475 | 27,456,147 | 19,431,769 | 16,730,964 | 46,641,630 | 43,038,059 | 42,209,718 |
| 49 | Louisiana | 13,928,658 | 10,808,689 | 7,807,799 | 6,481,986 | 25,713,744 | 27,160,767 | 46,238,576 |
| 50 | Oklahoma | 19,354,444 | 60,703,613 | 21,741,825 | 29,672,340 | 127,629,520 | 86,703,053 | 90,174,662 |
| 51 | Texas | 113,143,245 | 137,033,110 | 94,027,513 | 74,597,641 | 349,658,337 | 285,602,401 | 533,300,497 |
| | **Mountain:** | | | | | | | |
| 52 | Montana | 4,851,330 | 9,045,500 | 4,861,582 | 5,009,049 | 23,059,586 | 34,793,856 | 189,488,715 |
| 53 | Idaho | 24,032,591 | 24,523,810 | 12,581,773 | 11,681,388 | 37,099,669 | 28,413,184 | 66,094,759 |
| 54 | Wyoming | 2,764,123 | 6,377,640 | 2,436,892 | 3,687,130 | 12,482,929 | 12,767,162 | 80,596,491 |
| 55 | Colorado | 15,096,688 | 40,883,956 | 12,664,421 | 15,915,365 | 56,742,195 | 58,099,222 | 161,922,532 |
| 56 | New Mexico | 4,583,254 | 7,281,286 | 4,272,270 | 3,763,807 | 16,472,774 | 17,836,429 | 85,375,419 |
| 57 | Arizona | 5,239,436 | 7,058,037 | 3,656,103 | 4,901,611 | 23,306,491 | 29,385,691 | 110,670,224 |
| 58 | Utah | 10,302,573 | 7,978,408 | 6,462,959 | 4,147,994 | 14,369,784 | 11,004,436 | 35,502,831 |
| 59 | Nevada | 838,725 | 1,520,295 | 1,385,460 | 627,555 | 1,926,820 | 3,493,620 | 20,737,042 |
| | **Pacific:** | | | | | | | |
| 60 | Washington | 21,532,271 | 20,400,130 | 11,861,499 | 9,616,166 | 36,063,345 | 40,341,932 | 99,454,673 |
| 61 | Oregon | 23,128,131 | 21,066,277 | 14,696,152 | 11,472,653 | 33,936,799 | 25,566,857 | 81,883,179 |
| 62 | California | 87,363,382 | 71,476,796 | 51,695,116 | 44,508,351 | 181,550,888 | 206,332,658 | 500,087,149 |

See footnotes at end of table.

## Table 43.—VALUE OF ALL FARM PRODUCTS SOLD, WITH AVERAGE PER FARM REPORTING, BY SIZE OF FARM; BY DIVISIONS AND STATES: CENSUS OF 1950—Continued

[Data are based on reports for only a sample of farms. See text. Base data in Volume I]

| | Region, division, and State | Average value of farm products sold per farm reporting | | | | | | | | | | | | |
|---|---|---|---|---|---|---|---|---|---|---|---|---|---|---|
| | | Total, all farms | Under 10 acres | 10-29 acres | 30-49 acres | 50-69 acres | 70-99 acres | 100-139 acres | 140-179 acres | 180-219 acres | 220-259 acres | 260-499 acres | 500-999 acres | 1,000 acres and over |
| 1 | **United States** | 4,440 | 1,554 | 1,532 | 1,754 | 2,082 | 2,698 | 3,576 | 4,866 | 5,763 | 6,938 | 8,584 | 12,494 | 27,152 |
| 2 | The North | 5,420 | 1,937 | 1,901 | 1,916 | 2,461 | 3,116 | 4,236 | 5,551 | 6,604 | 7,760 | 9,216 | 11,974 | 21,557 |
| 3 | The South | 2,656 | 773 | 1,099 | 1,307 | 1,538 | 1,752 | 2,297 | 2,986 | 3,588 | 4,261 | 6,437 | 11,868 | 29,258 |
| 4 | The West | 9,572 | 3,013 | 3,720 | 5,108 | 6,419 | 7,152 | 8,652 | 8,370 | 10,967 | 11,430 | 12,258 | 15,258 | 29,834 |
| | **Geographic Divisions:** | | | | | | | | | | | | | |
| 5 | New England | 5,962 | 3,228 | 3,754 | 3,789 | 4,142 | 4,406 | 5,084 | 6,117 | 6,745 | 8,835 | 10,882 | 19,091 | 59,605 |
| 6 | Middle Atlantic | 5,206 | 3,282 | 3,186 | 2,916 | 3,080 | 4,084 | 4,907 | 6,033 | 7,379 | 8,306 | 11,093 | 22,313 | 82,980 |
| 7 | East North Central | 4,810 | 1,485 | 1,255 | 1,497 | 2,058 | 2,959 | 4,164 | 5,723 | 6,903 | 8,551 | 11,662 | 22,503 | 65,261 |
| 8 | West North Central | 5,968 | 1,158 | 1,472 | 1,736 | 2,160 | 2,819 | 3,916 | 5,320 | 6,156 | 7,172 | 8,033 | 9,896 | 18,745 |
| 9 | South Atlantic | 2,503 | 1,021 | 1,398 | 1,638 | 1,793 | 2,045 | 2,450 | 3,038 | 3,625 | 4,229 | 6,171 | 11,741 | 33,490 |
| 10 | East South Central | 1,652 | 590 | 882 | 983 | 1,222 | 1,419 | 1,886 | 2,310 | 2,902 | 3,467 | 5,039 | 9,774 | 23,875 |
| 11 | West South Central | 4,012 | 686 | 1,042 | 1,288 | 1,598 | 1,842 | 2,603 | 3,423 | 4,088 | 4,729 | 7,127 | 12,516 | 29,008 |
| 12 | Mountain | 8,903 | 1,847 | 2,239 | 3,463 | 4,547 | 5,762 | 6,403 | 6,977 | 8,198 | 9,059 | 8,412 | 9,559 | 21,324 |
| 13 | Pacific | 10,083 | 3,380 | 4,148 | 5,847 | 7,353 | 8,416 | 10,553 | 10,270 | 13,857 | 14,260 | 18,492 | 26,714 | 53,228 |
| | **New England:** | | | | | | | | | | | | | |
| 14 | Maine | 4,877 | 2,492 | 1,841 | 1,772 | 2,562 | 3,075 | 3,808 | 5,152 | 5,694 | 7,782 | 10,159 | 14,985 | 43,854 |
| 15 | New Hampshire | 4,419 | 2,529 | 2,956 | 3,660 | 3,200 | 3,331 | 3,374 | 4,441 | 4,632 | 6,607 | 7,441 | 13,223 | 22,598 |
| 16 | Vermont | 5,037 | 1,422 | 1,230 | 1,385 | 2,030 | 2,882 | 3,503 | 4,434 | 4,963 | 6,274 | 8,193 | 12,054 | 31,559 |
| 17 | Massachusetts | 6,801 | 3,640 | 5,110 | 4,908 | 5,959 | 6,705 | 7,902 | 8,855 | 10,679 | 14,262 | 17,162 | 28,847 | 99,425 |
| 18 | Rhode Island | 6,781 | 3,246 | 4,168 | 5,637 | 4,874 | 6,692 | 7,837 | 13,020 | 15,315 | 24,131 | 14,863 | 27,473 | 73,920 |
| 19 | Connecticut | 9,193 | 3,945 | 4,576 | 5,683 | 7,105 | 6,903 | 9,404 | 11,180 | 14,181 | 16,307 | 24,987 | 68,639 | 311,072 |
| | **Middle Atlantic:** | | | | | | | | | | | | | |
| 20 | New York | 5,526 | 3,072 | 2,862 | 2,777 | 2,890 | 3,563 | 4,726 | 5,932 | 7,458 | 8,170 | 10,818 | 21,429 | 69,900 |
| 21 | New Jersey | 9,490 | 5,760 | 7,392 | 7,219 | 7,403 | 9,411 | 10,438 | 13,161 | 16,291 | 21,482 | 23,532 | 59,319 | 150,217 |
| 22 | Pennsylvania | 4,177 | 2,318 | 2,002 | 2,238 | 2,723 | 3,893 | 4,471 | 5,408 | 6,258 | 7,016 | 10,189 | 18,485 | 81,926 |
| | **East North Central:** | | | | | | | | | | | | | |
| 23 | Ohio | 3,843 | 1,381 | 1,304 | 1,428 | 1,930 | 2,922 | 3,884 | 5,244 | 6,489 | 7,691 | 10,512 | 20,962 | 56,763 |
| 24 | Indiana | 4,660 | 1,090 | 1,184 | 1,552 | 2,024 | 2,924 | 4,171 | 5,864 | 7,060 | 8,942 | 12,407 | 25,226 | 85,979 |
| 25 | Illinois | 7,255 | 1,810 | 1,397 | 1,652 | 2,147 | 3,250 | 4,808 | 7,258 | 8,541 | 10,702 | 14,666 | 27,186 | 80,631 |
| 26 | Michigan | 3,234 | 1,637 | 1,014 | 1,301 | 1,845 | 2,288 | 3,404 | 4,196 | 5,177 | 6,147 | 8,011 | 15,145 | 33,409 |
| 27 | Wisconsin | 4,643 | 1,800 | 1,456 | 1,716 | 2,629 | 3,434 | 4,486 | 5,193 | 6,102 | 6,631 | 7,973 | 14,980 | 55,327 |
| | **West North Central:** | | | | | | | | | | | | | |
| 28 | Minnesota | 5,542 | 1,790 | 1,773 | 1,810 | 2,338 | 2,853 | 4,057 | 5,242 | 6,067 | 7,213 | 8,717 | 13,914 | 34,809 |
| 29 | Iowa | 8,136 | 1,339 | 1,797 | 2,394 | 3,021 | 4,157 | 5,685 | 7,883 | 9,067 | 11,096 | 14,946 | 26,431 | 82,853 |
| 30 | Missouri | 3,302 | 775 | 1,114 | 1,273 | 1,602 | 1,881 | 2,498 | 3,073 | 3,862 | 4,526 | 6,448 | 12,800 | 32,799 |
| 31 | North Dakota | 6,207 | 1,611 | 1,473 | 1,729 | 1,320 | 2,166 | 1,560 | 2,415 | 3,037 | 3,646 | 4,715 | 7,023 | 12,622 |
| 32 | South Dakota | 6,667 | 930 | 1,906 | 2,647 | 2,157 | 4,174 | 3,651 | 4,213 | 4,811 | 5,851 | 6,201 | 7,783 | 12,931 |
| 33 | Nebraska | 7,403 | 1,431 | 2,580 | 3,653 | 2,950 | 4,022 | 4,455 | 5,267 | 6,089 | 6,934 | 8,378 | 10,367 | 19,842 |
| 34 | Kansas | 6,030 | 887 | 1,080 | 1,565 | 2,698 | 1,874 | 2,420 | 3,192 | 4,135 | 4,705 | 6,164 | 9,892 | 25,913 |
| | **South Atlantic:** | | | | | | | | | | | | | |
| 35 | Delaware | 11,214 | 10,747 | 8,699 | 7,841 | 8,680 | 7,595 | 9,097 | 10,228 | 11,509 | 11,508 | 16,053 | 48,650 | 173,342 |
| 36 | Maryland | 5,371 | 2,354 | 2,212 | 2,742 | 3,535 | 4,079 | 5,170 | 6,422 | 7,168 | 8,161 | 12,615 | 22,311 | 59,474 |
| 37 | District of Columbia[1] | 21,097 | (*) | (*) | (*) | (*) | (*) | (*) | (*) | (*) | (*) | (*) | (*) | (*) |
| 38 | Virginia | 2,383 | 982 | 951 | 1,098 | 1,352 | 1,695 | 2,299 | 2,818 | 3,680 | 4,096 | 6,297 | 13,402 | 31,154 |
| 39 | West Virginia | 1,288 | 548 | 378 | 449 | 549 | 828 | 1,151 | 1,705 | 2,048 | 2,618 | 4,081 | 7,738 | 19,271 |
| 40 | North Carolina | 2,119 | 716 | 1,627 | 2,065 | 2,145 | 2,321 | 2,589 | 2,888 | 3,284 | 3,651 | 4,602 | 7,158 | 18,482 |
| 41 | South Carolina | 1,715 | 532 | 1,136 | 1,369 | 1,493 | 1,593 | 1,801 | 2,121 | 2,664 | 3,049 | 4,346 | 8,387 | 18,136 |
| 42 | Georgia | 2,103 | 930 | 936 | 1,284 | 1,540 | 1,808 | 2,020 | 2,315 | 2,485 | 3,090 | 4,306 | 7,012 | 17,228 |
| 43 | Florida | 6,747 | 1,396 | 2,151 | 2,344 | 3,045 | 3,494 | 4,560 | 5,774 | 8,467 | 8,866 | 14,722 | 28,328 | 68,211 |
| | **East South Central:** | | | | | | | | | | | | | |
| 44 | Kentucky | 2,158 | 859 | 1,004 | 1,057 | 1,284 | 1,727 | 2,366 | 2,997 | 3,750 | 4,655 | 7,031 | 15,372 | 36,334 |
| 45 | Tennessee | 1,616 | 452 | 807 | 1,019 | 1,252 | 1,507 | 1,937 | 2,445 | 3,037 | 3,925 | 5,519 | 10,471 | 24,084 |
| 46 | Alabama | 1,433 | 402 | 613 | 921 | 1,265 | 1,329 | 1,606 | 1,982 | 2,265 | 2,520 | 3,772 | 6,363 | 17,038 |
| 47 | Mississippi | 1,440 | 578 | 1,016 | 975 | 1,057 | 1,045 | 1,294 | 1,502 | 1,923 | 1,978 | 3,457 | 9,426 | 28,151 |
| | **West South Central:** | | | | | | | | | | | | | |
| 48 | Arkansas | 2,339 | 715 | 1,232 | 1,391 | 1,714 | 1,757 | 2,277 | 2,361 | 3,020 | 3,874 | 5,593 | 13,924 | 34,913 |
| 49 | Louisiana | 2,251 | 505 | 1,045 | 1,336 | 1,649 | 1,797 | 2,356 | 3,114 | 4,099 | 4,558 | 7,421 | 15,423 | 35,872 |
| 50 | Oklahoma | 3,573 | 675 | 596 | 668 | 944 | 1,173 | 1,667 | 2,598 | 2,820 | 3,727 | 5,203 | 9,360 | 22,634 |
| 51 | Texas | 5,738 | 768 | 931 | 1,359 | 1,675 | 2,254 | 3,093 | 4,497 | 4,967 | 5,627 | 8,572 | 13,446 | 29,529 |
| | **Mountain:** | | | | | | | | | | | | | |
| 52 | Montana | 8,250 | 1,244 | 1,696 | 1,655 | 2,769 | 3,245 | 3,717 | 3,931 | 5,085 | 5,404 | 4,880 | 5,675 | 14,565 |
| 53 | Idaho | 7,230 | 1,420 | 2,253 | 3,312 | 4,374 | 6,055 | 6,992 | 6,662 | 8,240 | 8,440 | 9,100 | 11,103 | 27,841 |
| 54 | Wyoming | 10,296 | 1,146 | 1,013 | 2,483 | 2,800 | 3,190 | 4,416 | 5,143 | 5,654 | 8,194 | 7,149 | 7,974 | 19,277 |
| 55 | Colorado | 9,699 | 2,891 | 3,134 | 5,772 | 4,603 | 7,170 | 6,954 | 9,429 | 9,653 | 10,938 | 8,622 | 9,384 | 20,515 |
| 56 | New Mexico | 7,802 | 704 | 1,133 | 2,579 | 5,063 | 5,064 | 5,868 | 5,742 | 10,029 | 8,345 | 7,196 | 8,167 | 19,599 |
| 57 | Arizona | 21,523 | 1,714 | 2,840 | 3,976 | 5,890 | 7,575 | 12,505 | 11,609 | 18,944 | 22,693 | 31,410 | 52,288 | 83,714 |
| 58 | Utah | 5,903 | 2,241 | 2,262 | 3,010 | 4,811 | 5,344 | 6,078 | 5,941 | 7,110 | 7,797 | 8,778 | 10,831 | 23,527 |
| 59 | Nevada | 11,345 | 848 | 1,821 | 1,827 | 2,815 | 3,456 | 5,991 | 6,727 | 9,896 | 8,367 | 7,677 | 14,618 | 38,050 |
| | **Pacific:** | | | | | | | | | | | | | |
| 60 | Washington | 6,038 | 1,602 | 2,641 | 3,792 | 5,060 | 5,393 | 6,679 | 6,830 | 8,330 | 7,941 | 9,984 | 13,310 | 27,406 |
| 61 | Oregon | 5,537 | 1,171 | 1,937 | 2,968 | 3,742 | 4,465 | 6,115 | 6,135 | 8,155 | 8,000 | 9,352 | 10,738 | 25,477 |
| 62 | California | 13,992 | 4,564 | 5,525 | 8,151 | 10,437 | 13,193 | 15,873 | 15,620 | 21,353 | 22,766 | 28,537 | 43,175 | 83,921 |

See footnotes at end of table.

## Table 43.—VALUE OF ALL FARM PRODUCTS SOLD, WITH AVERAGE PER FARM REPORTING, BY SIZE OF FARM, BY DIVISIONS AND STATES: CENSUS OF 1950—Continued

[Data are based on reports for only a sample of farms. See text. Base data in Volume I]

| | Region, division, and State | Percent distribution by size of farm | | | | | | | | | | | |
|---|---|---|---|---|---|---|---|---|---|---|---|---|---|
| | | Under 10 acres | 10-29 acres | 30-49 acres | 50-69 acres | 70-99 acres | 100-139 acres | 140-179 acres | 180-219 acres | 220-259 acres | 260-499 acres | 500-999 acres | 1,000 acres and over |
| 1 | **United States** | 2.7 | 5.1 | 4.5 | 3.7 | 7.2 | 9.0 | 11.2 | 7.0 | 6.6 | 18.2 | 10.2 | 14.6 |
| 2 | The North | 2.1 | 2.6 | 2.4 | 2.5 | 7.3 | 10.6 | 15.1 | 9.4 | 9.3 | 22.7 | 9.3 | 6.7 |
| 3 | The South | 2.3 | 8.8 | 7.7 | 6.1 | 7.7 | 8.7 | 7.7 | 5.2 | 4.0 | 14.7 | 11.0 | 16.3 |
| 4 | The West | 5.0 | 6.8 | 5.4 | 3.4 | 5.9 | 4.9 | 5.3 | 3.1 | 2.8 | 10.7 | 11.5 | 35.1 |
| | **Geographic Divisions:** | | | | | | | | | | | | |
| 5 | New England | 6.5 | 8.4 | 5.6 | 6.1 | 7.9 | 11.1 | 9.8 | 7.3 | 6.5 | 18.2 | 8.2 | 4.5 |
| 6 | Middle Atlantic | 6.4 | 7.4 | 4.9 | 6.1 | 10.6 | 16.0 | 11.7 | 9.0 | 6.4 | 13.9 | 5.0 | 2.7 |
| 7 | East North Central | 1.8 | 2.2 | 2.7 | 2.8 | 10.1 | 14.3 | 16.5 | 11.4 | 9.7 | 20.8 | 5.6 | 2.0 |
| 8 | West North Central | 0.7 | 1.1 | 1.3 | 1.0 | 4.4 | 6.7 | 15.5 | 8.3 | 10.0 | 26.8 | 13.0 | 11.2 |
| 9 | South Atlantic | 3.3 | 12.4 | 11.1 | 8.8 | 9.3 | 9.9 | 6.8 | 5.1 | 3.6 | 11.1 | 7.9 | 10.7 |
| 10 | East South Central | 3.0 | 12.9 | 10.2 | 8.4 | 10.9 | 11.6 | 8.0 | 5.7 | 3.8 | 11.1 | 7.1 | 7.3 |
| 11 | West South Central | 1.2 | 4.1 | 3.9 | 3.0 | 4.9 | 6.4 | 8.2 | 5.0 | 4.4 | 19.0 | 15.3 | 24.6 |
| 12 | Mountain | 1.8 | 2.3 | 2.8 | 2.0 | 5.7 | 4.1 | 6.4 | 2.9 | 3.0 | 11.3 | 11.9 | 45.7 |
| 13 | Pacific | 7.2 | 9.8 | 7.1 | 4.4 | 6.1 | 5.4 | 4.6 | 3.2 | 2.7 | 10.3 | 11.2 | 28.0 |
| | **New England:** | | | | | | | | | | | | |
| 14 | Maine | 2.7 | 2.9 | 2.9 | 5.3 | 9.1 | 13.2 | 12.1 | 9.4 | 7.3 | 21.9 | 8.2 | 5.1 |
| 15 | New Hampshire | 5.4 | 8.8 | 7.8 | 7.5 | 7.5 | 10.0 | 9.3 | 6.6 | 7.0 | 17.6 | 9.8 | 2.6 |
| 16 | Vermont | 1.6 | 1.7 | 1.1 | 2.1 | 4.4 | 9.5 | 11.9 | 10.0 | 9.9 | 31.9 | 11.6 | 4.3 |
| 17 | Massachusetts | 12.7 | 15.9 | 8.2 | 7.8 | 8.8 | 10.3 | 7.8 | 5.3 | 4.3 | 11.2 | 3.9 | 3.7 |
| 18 | Rhode Island | 11.1 | 11.8 | 9.4 | 7.3 | 11.1 | 10.5 | 10.8 | 6.4 | 5.7 | 10.6 | 3.0 | 2.4 |
| 19 | Connecticut | 7.1 | 10.0 | 7.5 | 7.4 | 8.1 | 11.3 | 8.0 | 5.7 | 5.7 | 13.4 | 10.2 | 5.8 |
| | **Middle Atlantic:** | | | | | | | | | | | | |
| 20 | New York | 4.3 | 5.0 | 3.7 | 4.7 | 7.9 | 14.5 | 12.6 | 11.1 | 8.2 | 18.9 | 6.7 | 2.5 |
| 21 | New Jersey | 15.0 | 18.1 | 7.5 | 5.9 | 9.0 | 11.9 | 7.7 | 5.9 | 4.5 | 7.2 | 4.1 | 3.2 |
| 22 | Pennsylvania | 5.3 | 5.8 | 5.2 | 7.8 | 14.5 | 19.2 | 12.3 | 7.9 | 5.1 | 10.9 | 3.4 | 2.7 |
| | **East North Central:** | | | | | | | | | | | | |
| 23 | Ohio | 2.9 | 3.9 | 3.5 | 4.7 | 12.8 | 17.2 | 15.9 | 10.6 | 7.6 | 15.1 | 4.5 | 1.5 |
| 24 | Indiana | 1.8 | 2.8 | 3.3 | 3.2 | 9.7 | 13.3 | 15.2 | 11.1 | 9.4 | 21.5 | 6.2 | 2.4 |
| 25 | Illinois | 1.5 | 1.4 | 1.4 | 1.3 | 4.8 | 8.7 | 16.7 | 12.0 | 12.6 | 29.3 | 7.9 | 2.4 |
| 26 | Michigan | 2.4 | 2.7 | 5.2 | 4.4 | 14.3 | 17.5 | 15.2 | 10.5 | 7.5 | 14.8 | 3.9 | 1.6 |
| 27 | Wisconsin | 1.2 | 1.2 | 2.3 | 2.6 | 15.1 | 20.6 | 18.7 | 12.1 | 8.0 | 13.6 | 3.2 | 1.4 |
| | **West North Central:** | | | | | | | | | | | | |
| 28 | Minnesota | 1.0 | 1.0 | 1.5 | 1.1 | 6.1 | 9.6 | 21.1 | 10.9 | 12.7 | 26.4 | 6.5 | 2.1 |
| 29 | Iowa | 0.7 | 0.9 | 1.0 | 0.9 | 5.3 | 10.0 | 23.5 | 12.5 | 13.5 | 25.8 | 4.6 | 1.3 |
| 30 | Missouri | 1.2 | 2.7 | 3.7 | 2.9 | 8.1 | 10.9 | 11.7 | 9.4 | 8.7 | 24.5 | 11.0 | 5.2 |
| 31 | North Dakota | 0.2 | 0.2 | 0.2 | 0.1 | 0.3 | 0.2 | 2.7 | 1.0 | 1.9 | 27.2 | 38.5 | 27.6 |
| 32 | South Dakota | 0.3 | 0.5 | 0.5 | 0.3 | 1.5 | 1.3 | 8.3 | 3.3 | 6.6 | 31.0 | 20.9 | 25.7 |
| 33 | Nebraska | 0.7 | 1.0 | 1.0 | 0.5 | 2.8 | 3.0 | 13.9 | 6.1 | 10.1 | 28.7 | 13.9 | 18.2 |
| 34 | Kansas | 0.7 | 0.8 | 0.9 | 1.1 | 2.1 | 2.2 | 7.1 | 4.0 | 6.3 | 27.0 | 22.4 | 25.7 |
| | **South Atlantic:** | | | | | | | | | | | | |
| 35 | Delaware | 10.6 | 10.2 | 8.4 | 7.5 | 8.6 | 9.9 | 8.6 | 6.3 | 4.1 | 10.5 | 7.0 | 8.1 |
| 36 | Maryland | 4.7 | 6.1 | 5.2 | 6.2 | 8.4 | 13.6 | 11.6 | 8.1 | 6.5 | 17.1 | 8.2 | 4.4 |
| 37 | District of Columbia[1] | (*) | (*) | (*) | (*) | (*) | (*) | (*) | (*) | (*) | (*) | (*) | (*) |
| 38 | Virginia | 4.4 | 7.6 | 5.9 | 6.2 | 8.4 | 11.5 | 8.0 | 6.9 | 5.0 | 16.4 | 11.9 | 8.0 |
| 39 | West Virginia | 3.7 | 4.2 | 4.4 | 5.3 | 9.2 | 12.5 | 10.1 | 8.3 | 5.6 | 18.3 | 10.3 | 8.1 |
| 40 | North Carolina | 2.7 | 22.4 | 19.4 | 13.4 | 11.9 | 10.1 | 5.4 | 3.5 | 2.2 | 5.0 | 2.3 | 1.8 |
| 41 | South Carolina | 2.3 | 21.4 | 15.2 | 9.9 | 8.7 | 7.6 | 5.1 | 3.5 | 2.4 | 8.4 | 7.5 | 7.9 |
| 42 | Georgia | 2.0 | 6.8 | 10.8 | 10.7 | 10.9 | 11.7 | 7.1 | 5.3 | 3.7 | 12.1 | 8.2 | 10.7 |
| 43 | Florida | 2.9 | 6.7 | 5.4 | 3.6 | 5.3 | 5.3 | 4.8 | 4.3 | 2.8 | 11.8 | 12.4 | 34.5 |
| | **East South Central:** | | | | | | | | | | | | |
| 44 | Kentucky | 3.8 | 7.4 | 6.3 | 7.7 | 11.6 | 15.6 | 10.4 | 7.9 | 5.2 | 14.0 | 6.7 | 3.4 |
| 45 | Tennessee | 2.5 | 11.1 | 10.1 | 9.9 | 12.2 | 13.2 | 9.1 | 6.4 | 4.7 | 12.4 | 5.6 | 3.0 |
| 46 | Alabama | 1.8 | 9.4 | 14.5 | 10.2 | 12.2 | 9.9 | 7.0 | 4.6 | 2.7 | 9.6 | 7.1 | 11.0 |
| 47 | Mississippi | 3.4 | 24.7 | 11.5 | 6.4 | 7.5 | 6.4 | 4.8 | 2.9 | 1.9 | 7.5 | 9.0 | 13.9 |
| | **West South Central:** | | | | | | | | | | | | |
| 48 | Arkansas | 2.4 | 11.3 | 10.3 | 6.1 | 10.6 | 9.9 | 6.9 | 4.9 | 4.2 | 11.8 | 10.9 | 10.7 |
| 49 | Louisiana | 2.2 | 15.9 | 12.9 | 6.1 | 6.8 | 5.7 | 4.4 | 3.2 | 2.6 | 10.5 | 11.0 | 18.8 |
| 50 | Oklahoma | 0.8 | 1.0 | 1.4 | 1.2 | 3.6 | 4.1 | 12.8 | 4.6 | 6.3 | 26.9 | 18.3 | 19.0 |
| 51 | Texas | 0.8 | 1.7 | 1.9 | 2.3 | 3.7 | 6.4 | 7.7 | 5.3 | 4.2 | 19.7 | 16.1 | 30.1 |
| | **Mountain:** | | | | | | | | | | | | |
| 52 | Montana | 0.4 | 0.7 | 0.5 | 0.4 | 1.5 | 1.7 | 3.2 | 1.7 | 1.8 | 8.2 | 12.4 | 67.4 |
| 53 | Idaho | 1.7 | 2.6 | 5.3 | 3.6 | 13.9 | 8.6 | 8.8 | 4.5 | 4.2 | 13.2 | 10.1 | 23.6 |
| 54 | Wyoming | 0.4 | 0.3 | 0.5 | 0.3 | 1.8 | 2.2 | 5.1 | 1.9 | 2.9 | 10.0 | 10.2 | 64.4 |
| 55 | Colorado | 2.5 | 2.7 | 2.9 | 1.2 | 5.4 | 3.6 | 9.7 | 3.0 | 3.8 | 13.4 | 13.7 | 38.2 |
| 56 | New Mexico | 1.0 | 2.0 | 2.3 | 2.5 | 3.4 | 2.9 | 4.6 | 2.7 | 2.4 | 10.5 | 11.3 | 54.3 |
| 57 | Arizona | 1.3 | 2.2 | 2.1 | 1.3 | 2.8 | 2.6 | 3.5 | 1.8 | 2.4 | 11.4 | 14.4 | 54.2 |
| 58 | Utah | 6.4 | 6.0 | 6.2 | 6.7 | 8.9 | 7.6 | 5.9 | 4.7 | 3.0 | 10.5 | 8.1 | 26.0 |
| 59 | Nevada | 0.5 | 1.8 | 1.7 | 0.9 | 4.1 | 2.5 | 4.5 | 4.1 | 1.9 | 5.7 | 10.4 | 61.8 |
| | **Pacific:** | | | | | | | | | | | | |
| 60 | Washington | 4.7 | 10.5 | 8.1 | 5.1 | 7.3 | 5.8 | 5.5 | 3.2 | 2.6 | 9.7 | 10.8 | 26.7 |
| 61 | Oregon | 3.3 | 6.7 | 6.5 | 4.5 | 7.8 | 7.8 | 7.1 | 4.9 | 3.9 | 11.4 | 8.6 | 27.5 |
| 62 | California | 8.3 | 10.2 | 7.0 | 4.2 | 5.6 | 4.9 | 4.0 | 2.9 | 2.5 | 10.3 | 11.7 | 28.3 |

*Not available.

[1]Data for District of Columbia not included in totals.

## Table 44.—FARMS UNDER 10 ACRES—SELECTED CHARACTERISTICS,

[Data are based on reports for only a sample of farms.

| | Region, division, and State | Number of farms under 10 acres | Average for farms under 10 acres | | | | Percent of land in farms under 10 acres represented by— | | Percent of farms under 10 acres reporting— | | | | | | | | | | | |
|---|---|---|---|---|---|---|---|---|---|---|---|---|---|---|---|---|---|---|---|---|
| | | | Total land per farm (acres) | Value of land and buildings (dollars) | | Farm products sold per farm (dollars) | Cropland harvested | Land pastured | Land owned | Land rented from others | Land rented to others | Cropland harvested | Cattle and calves | Milk cows | Hogs and pigs | Chickens 4 mo. old and over | No tractor, horses, or mules | Tractor with or without horses and/or mules | Electricity | Electric washing machine |
| | | | | Per farm | Per acre | | | | | | | | | | | | | | | |
| 1 | U.S..... | 480,373 | 5.1 | 5,522 | 1,066.55 | 1,554 | 40.1 | 22.7 | 78.1 | 25.1 | 12.2 | 55.0 | 44.7 | 37.5 | 31.2 | 69.5 | 68.0 | 15.2 | 77.8 | 57.5 |
| 2 | The North.. | 148,890 | 4.8 | 6,902 | 1,409.42 | 1,937 | 28.1 | 25.3 | 90.5 | 12.0 | 17.5 | 42.9 | 40.5 | 33.6 | 22.4 | 67.5 | 68.6 | 23.5 | 85.9 | 74.7 |
| 3 | The South.. | 249,633 | 5.4 | 3,074 | 559.83 | 773 | 46.1 | 21.4 | 65.7 | 38.3 | 10.8 | 61.9 | 48.9 | 41.7 | 42.0 | 73.3 | 69.3 | 6.5 | 68.8 | 40.1 |
| 4 | The West... | 81,850 | 4.6 | 10,563 | 2,245.19 | 3,013 | 41.3 | 22.2 | 93.2 | 9.0 | 6.7 | 55.8 | 39.4 | 31.6 | 14.4 | 61.2 | 62.9 | 26.4 | 90.4 | 78.9 |
| | Geo. Div. | | | | | | | | | | | | | | | | | | | |
| 5 | N.E..... | 12,794 | 4.6 | 9,174 | 1,948.18 | 3,228 | 31.2 | 16.7 | 95.6 | 7.0 | 4.1 | 47.6 | 30.7 | 26.0 | 7.9 | 56.2 | 72.5 | 20.9 | 87.5 | 71.0 |
| 6 | M.A..... | 32,509 | 4.7 | 9,177 | 1,887.46 | 3,282 | 32.4 | 15.7 | 94.2 | 7.8 | 7.8 | 50.0 | 26.8 | 21.6 | 14.5 | 65.6 | 64.1 | 29.8 | 88.7 | 76.8 |
| 7 | E.N.C... | 60,767 | 4.9 | 6,577 | 1,298.13 | 1,485 | 29.7 | 25.7 | 91.6 | 10.8 | 22.3 | 45.6 | 40.9 | 33.4 | 25.2 | 67.0 | 66.6 | 26.2 | 88.2 | 78.9 |
| 8 | W.N.C... | 42,820 | 4.6 | 4,836 | 1,021.30 | 1,158 | 21.5 | 34.8 | 84.4 | 18.2 | 22.0 | 32.2 | 53.5 | 45.5 | 28.8 | 73.1 | 73.7 | 15.5 | 79.8 | 68.3 |
| 9 | S.A..... | 95,300 | 5.4 | 3,640 | 659.92 | 1,021 | 44.7 | 18.0 | 72.1 | 32.7 | 9.3 | 65.9 | 43.4 | 36.8 | 45.6 | 71.4 | 69.6 | 7.8 | 73.0 | 45.1 |
| 10 | E.S.C... | 89,753 | 5.5 | 2,332 | 416.26 | 590 | 52.4 | 19.8 | 56.5 | 47.7 | 12.0 | 69.7 | 49.7 | 43.1 | 42.3 | 72.7 | 71.8 | 4.8 | 63.0 | 36.6 |
| 11 | W.S.C... | 64,580 | 5.2 | 3,284 | 620.11 | 686 | 38.8 | 28.8 | 69.1 | 33.4 | 11.5 | 45.1 | 55.8 | 46.9 | 36.2 | 77.0 | 65.4 | 7.0 | 70.7 | 37.8 |
| 12 | Mt..... | 19,843 | 4.6 | 7,700 | 1,587.72 | 1,847 | 43.0 | 24.9 | 92.9 | 10.3 | 9.7 | 56.8 | 51.4 | 42.7 | 23.2 | 66.7 | 59.6 | 18.7 | 86.0 | 74.1 |
| 13 | Pac..... | 62,007 | 4.6 | 11,450 | 2,457.27 | 3,380 | 40.7 | 21.4 | 93.2 | 8.6 | 5.7 | 55.5 | 35.6 | 28.1 | 11.6 | 59.4 | 63.9 | 28.8 | 91.8 | 80.5 |
| | N.E. | | | | | | | | | | | | | | | | | | | |
| 14 | Maine... | 1,750 | 4.7 | 5,166 | 1,060.72 | 2,492 | 34.2 | 17.2 | 95.4 | 5.4 | 2.0 | 53.4 | 43.1 | 35.1 | 9.7 | 48.3 | 72.0 | 17.1 | 88.3 | 76.6 |
| 15 | N.H..... | 1,345 | 4.8 | 6,471 | 1,343.93 | 2,529 | 32.4 | 16.1 | 95.5 | 6.7 | 3.0 | 48.3 | 32.7 | 26.0 | 9.3 | 59.5 | 72.1 | 20.8 | 95.2 | 79.6 |
| 16 | Vt..... | 1,185 | 5.0 | 5,301 | 991.82 | 1,422 | 39.9 | 23.5 | 95.4 | 10.5 | 8.4 | 62.0 | 47.7 | 42.6 | 9.7 | 54.4 | 74.3 | 14.8 | 89.5 | 77.6 |
| 17 | Mass.... | 5,179 | 4.3 | 9,826 | 2,186.12 | 3,640 | 28.8 | 15.6 | 94.7 | 7.4 | 3.0 | 42.3 | 23.8 | 20.2 | 6.9 | 57.8 | 73.7 | 22.1 | 86.2 | 67.2 |
| 18 | R.I..... | 586 | 3.8 | 10,991 | 2,787.72 | 3,246 | 26.7 | 8.3 | 96.4 | 8.5 | 4.3 | 36.0 | 18.8 | 16.2 | 9.4 | 58.0 | 73.4 | 20.6 | 93.2 | 59.7 |
| 19 | Conn.... | 2,749 | 4.8 | 13,810 | 2,867.59 | 3,945 | 29.5 | 16.7 | 97.6 | 5.6 | 6.4 | 49.5 | 30.0 | 26.2 | 7.1 | 56.9 | 69.6 | 24.0 | 83.6 | 70.1 |
| | M.A. | | | | | | | | | | | | | | | | | | | |
| 20 | N.Y..... | 10,435 | 4.6 | 9,618 | 2,008.08 | 3,072 | 35.7 | 15.7 | 94.0 | 9.0 | 7.8 | 52.0 | 27.9 | 23.1 | 9.4 | 59.2 | 63.4 | 30.2 | 88.5 | 75.1 |
| 21 | N.J..... | 6,282 | 4.6 | 13,797 | 2,912.98 | 5,760 | 22.8 | 14.6 | 95.8 | 5.8 | 4.6 | 37.7 | 12.1 | 9.3 | 8.3 | 67.0 | 65.8 | 30.1 | 91.5 | 67.6 |
| 22 | Pa..... | 15,792 | 4.8 | 6,966 | 1,403.84 | 2,318 | 33.9 | 16.1 | 93.8 | 7.7 | 9.0 | 53.6 | 31.8 | 25.5 | 20.3 | 69.3 | 63.9 | 29.4 | 87.8 | 81.6 |
| | E.N.C. | | | | | | | | | | | | | | | | | | | |
| 23 | Ohio.... | 18,329 | 5.3 | 7,058 | 1,327.03 | 1,381 | 31.0 | 26.8 | 92.2 | 9.9 | 19.6 | 49.0 | 44.6 | 36.1 | 23.2 | 66.7 | 63.0 | 30.1 | 90.4 | 81.9 |
| 24 | Ind..... | 14,427 | 4.9 | 5,204 | 1,026.27 | 1,090 | 22.4 | 30.8 | 91.8 | 10.1 | 29.1 | 35.8 | 45.6 | 36.4 | 32.6 | 70.8 | 71.4 | 21.8 | 89.7 | 79.9 |
| 25 | Ill..... | 13,666 | 4.7 | 6,237 | 1,295.34 | 1,810 | 27.8 | 29.3 | 87.6 | 15.2 | 23.5 | 38.5 | 44.0 | 36.3 | 34.7 | 72.7 | 73.0 | 18.1 | 82.2 | 71.2 |
| 26 | Mich.... | 8,518 | 4.8 | 6,929 | 1,391.60 | 1,637 | 35.3 | 13.4 | 95.8 | 6.6 | 16.9 | 57.4 | 29.4 | 24.0 | 13.1 | 58.1 | 57.1 | 36.3 | 89.9 | 81.9 |
| 27 | Wis..... | 5,827 | 4.7 | 8,500 | 1,719.19 | 1,800 | 39.5 | 18.3 | 92.8 | 11.7 | 18.8 | 58.4 | 27.3 | 24.0 | 8.8 | 58.5 | 64.4 | 29.8 | 89.7 | 81.3 |
| | W.N.C. | | | | | | | | | | | | | | | | | | | |
| 28 | Minn.... | 5,785 | 4.4 | 5,880 | 1,309.13 | 1,790 | 24.9 | 19.1 | 88.7 | 14.2 | 26.2 | 38.9 | 32.9 | 27.8 | 19.2 | 68.0 | 72.7 | 20.3 | 84.7 | 76.4 |
| 29 | Iowa.... | 9,585 | 4.7 | 5,691 | 1,179.97 | 1,339 | 25.6 | 32.8 | 86.5 | 17.0 | 24.3 | 39.2 | 50.8 | 44.8 | 32.3 | 71.9 | 74.3 | 18.7 | 83.1 | 74.7 |
| 30 | Mo..... | 13,248 | 4.9 | 3,940 | 789.23 | 775 | 17.3 | 46.5 | 81.7 | 20.5 | 15.0 | 26.3 | 63.1 | 53.9 | 35.2 | 74.1 | 76.1 | 10.6 | 76.0 | 61.2 |
| 31 | N.Dak... | 571 | 4.6 | 4,183 | 863.48 | 1,611 | 19.2 | 26.9 | 80.7 | 22.8 | 19.3 | 28.0 | 59.5 | 55.2 | 13.3 | 64.8 | 75.3 | 14.2 | 75.3 | 69.2 |
| 32 | S.Dak... | 1,350 | 4.6 | 5,104 | 1,054.28 | 930 | 20.6 | 24.8 | 77.4 | 23.7 | 31.5 | 28.1 | 42.6 | 34.4 | 22.6 | 76.3 | 67.8 | 20.4 | 84.4 | 72.2 |
| 33 | Nebr.... | 4,507 | 4.4 | 4,872 | 1,056.15 | 1,431 | 27.7 | 27.3 | 84.7 | 18.0 | 26.3 | 36.2 | 51.3 | 43.0 | 25.1 | 75.3 | 71.4 | 15.5 | 78.1 | 65.1 |
| 34 | Kans.... | 7,774 | 4.4 | 4,558 | 1,040.67 | 887 | 18.6 | 33.3 | 84.8 | 17.6 | 24.0 | 27.5 | 58.3 | 47.8 | 24.8 | 75.7 | 72.0 | 15.9 | 79.2 | 67.7 |
| | S.A. | | | | | | | | | | | | | | | | | | | |
| 35 | Del..... | 892 | 5.2 | 8,334 | 1,699.23 | 10,747 | 33.8 | 7.9 | 86.2 | 12.9 | 18.7 | 39.2 | 8.4 | 6.2 | 26.9 | 53.8 | 71.4 | 15.7 | 82.5 | 73.4 |
| 36 | Md..... | 4,521 | 5.1 | 6,524 | 1,256.63 | 2,354 | 30.4 | 19.5 | 86.9 | 16.4 | 7.2 | 50.3 | 29.7 | 22.5 | 32.7 | 72.6 | 62.9 | 20.3 | 81.0 | 65.5 |
| 37 | D.C[4].... | 15 | 1.7 | (*) | (*) | (*) | (*) | (*) | (*) | (*) | (*) | 60.0 | (*) | (*) | (*) | (*) | (*) | (*) | (*) | (*) |
| 38 | Va..... | 19,066 | 5.5 | 3,907 | 690.59 | 982 | 33.5 | 28.5 | 78.5 | 24.9 | 5.9 | 56.5 | 54.6 | 47.2 | 53.4 | 76.0 | 69.3 | 9.5 | 73.5 | 53.8 |
| 39 | W.Va.... | 8,852 | 5.2 | 4,273 | 799.45 | 548 | 31.5 | 31.7 | 86.6 | 16.7 | 2.9 | 63.7 | 57.7 | 51.0 | 37.9 | 76.0 | 71.6 | 9.7 | 85.5 | 75.1 |
| 40 | N.C..... | 28,255 | 5.6 | 2,924 | 501.88 | 716 | 50.7 | 14.4 | 64.5 | 42.1 | 13.3 | 74.3 | 43.7 | 38.9 | 49.4 | 68.6 | 69.6 | 6.0 | 71.5 | 41.5 |
| 41 | S.C..... | 12,709 | 5.5 | 2,123 | 372.37 | 532 | 65.3 | 6.2 | 56.8 | 51.4 | 9.9 | 80.5 | 34.1 | 26.2 | 52.0 | 75.5 | 67.2 | 3.7 | 58.6 | 21.2 |
| 42 | Ga..... | 11,951 | 5.1 | 2,746 | 532.72 | 930 | 43.9 | 15.2 | 66.5 | 36.9 | 12.2 | 59.2 | 45.0 | 36.9 | 46.4 | 71.7 | 69.9 | 6.4 | 75.1 | 33.8 |
| 43 | Fla..... | 9,054 | 4.8 | 6,151 | 1,269.98 | 1,396 | 40.4 | 14.8 | 88.5 | 14.1 | 5.4 | 59.7 | 26.3 | 19.1 | 23.1 | 61.5 | 74.2 | 9.1 | 76.9 | 44.2 |
| | E.S.C. | | | | | | | | | | | | | | | | | | | |
| 44 | Ky..... | 24,173 | 5.3 | 2,492 | 475.12 | 859 | 43.7 | 26.7 | 62.0 | 42.9 | 11.2 | 71.2 | 54.5 | 49.0 | 36.9 | 72.2 | 69.1 | 6.3 | 65.0 | 48.5 |
| 45 | Tenn.... | 24,070 | 5.4 | 3,113 | 565.02 | 452 | 37.7 | 28.0 | 72.8 | 31.7 | 13.7 | 61.5 | 54.5 | 47.1 | 42.7 | 76.3 | 72.2 | 6.1 | 73.7 | 50.6 |
| 46 | Ala..... | 17,318 | 5.3 | 2,200 | 409.66 | 402 | 50.0 | 15.7 | 61.4 | 43.8 | 16.9 | 66.1 | 51.4 | 43.6 | 45.8 | 77.9 | 65.6 | 4.5 | 63.2 | 32.2 |
| 47 | Miss.... | 24,192 | 6.1 | 1,506 | 242.71 | 578 | 74.5 | 9.0 | 31.1 | 71.0 | 7.5 | 79.1 | 38.8 | 32.8 | 44.6 | 66.0 | 78.5 | 2.3 | 50.2 | 13.8 |
| | W.S.C. | | | | | | | | | | | | | | | | | | | |
| 48 | Ark..... | 16,279 | 5.6 | 2,169 | 377.72 | 715 | 55.4 | 22.4 | 49.8 | 51.4 | 6.7 | 58.9 | 45.0 | 38.8 | 36.1 | 70.4 | 74.0 | 4.6 | 62.5 | 31.1 |
| 49 | La..... | 15,010 | 5.3 | 2,611 | 471.32 | 505 | 47.2 | 21.5 | 62.0 | 40.9 | 10.6 | 55.8 | 57.8 | 47.8 | 47.9 | 77.4 | 55.5 | 6.2 | 66.4 | 36.3 |
| 50 | Okla.... | 7,715 | 4.5 | 4,013 | 918.68 | 675 | 20.2 | 37.3 | 79.4 | 23.5 | 12.7 | 30.1 | 64.4 | 55.9 | 34.1 | 82.9 | 64.6 | 12.6 | 73.4 | 46.8 |
| 51 | Tex..... | 25,576 | 5.1 | 4,217 | 822.28 | 768 | 27.0 | 35.6 | 82.4 | 20.5 | 14.8 | 34.6 | 58.8 | 48.9 | 30.1 | 79.1 | 66.0 | 8.6 | 77.8 | 40.2 |
| | Mt. | | | | | | | | | | | | | | | | | | | |
| 52 | Mont.... | 1,225 | 4.9 | 7,394 | 1,474.44 | 1,244 | 28.3 | 36.7 | 91.8 | 12.2 | 12.2 | 49.4 | 51.4 | 44.5 | 14.7 | 64.5 | 58.8 | 24.1 | 92.2 | 84.5 |
| 53 | Idaho... | 3,829 | 4.8 | 6,981 | 1,428.14 | 1,420 | 29.2 | 40.4 | 91.1 | 12.4 | 12.5 | 46.5 | 73.0 | 65.7 | 19.2 | 70.5 | 66.2 | 20.2 | 94.3 | 87.5 |
| 54 | Wyo..... | 535 | 4.4 | 5,575 | 1,208.06 | 1,146 | 23.3 | 40.1 | 90.7 | 18.7 | 12.1 | 31.8 | 48.6 | 40.2 | 17.8 | 67.3 | 57.0 | 15.0 | 85.0 | 69.2 |
| 55 | Colo.... | 4,267 | 4.5 | 8,276 | 1,739.94 | 2,891 | 41.9 | 20.4 | 90.4 | 11.7 | 11.1 | 55.1 | 42.7 | 36.7 | 24.2 | 71.8 | 63.8 | 22.5 | 92.1 | 78.7 |
| 56 | N.Mex... | 3,460 | 5.4 | 6,010 | 1,061.34 | 704 | 62.8 | 10.4 | 96.5 | 7.5 | 6.9 | 81.5 | 40.5 | 27.0 | 36.1 | 62.6 | 40.2 | 13.9 | 63.2 | 41.0 |
| 57 | Ariz.... | 1,947 | 4.4 | 8,760 | 2,003.91 | 1,714 | 35.6 | 32.6 | 88.6 | 12.1 | 6.2 | 44.7 | 48.5 | 36.5 | 11.0 | 63.2 | 67.6 | 12.8 | 80.6 | 65.0 |
| 58 | Utah.... | 4,340 | 4.1 | 8,770 | 1,967.31 | 2,241 | 49.5 | 19.5 | 96.4 | 7.1 | 8.9 | 59.3 | 51.5 | 43.6 | 24.1 | 63.9 | 62.3 | 19.2 | 92.5 | 86.4 |
| 59 | Nev..... | 240 | 4.9 | 11,284 | 1,928.93 | 848 | 27.2 | 24.7 | 95.8 | 2.1 | 6.2 | 39.6 | 50.0 | 37.5 | 20.8 | 62.5 | 56.2 | 16.7 | 70.8 | 60.4 |
| | Pac. | | | | | | | | | | | | | | | | | | | |
| 60 | Wash.... | 13,957 | 5.0 | 8,191 | 1,586.50 | 1,602 | 32.7 | 29.5 | 95.5 | 6.6 | 4.6 | 57.9 | 54.2 | 43.2 | 14.5 | 62.1 | 56.7 | 34.9 | 93.7 | 86.5 |
| 61 | Oreg.... | 10,648 | 4.9 | 8,124 | 1,614.60 | 1,171 | 31.3 | 31.6 | 94.7 | 7.3 | 7.5 | 54.5 | 54.6 | 44.9 | 13.2 | 64.0 | 57.9 | 35.0 | 94.8 | 87.1 |
| 62 | Calif... | 37,402 | 4.3 | 13,686 | 3,141.42 | 4,564 | 47.4 | 14.4 | 92.0 | 9.7 | 5.7 | 54.9 | 23.2 | 17.7 | 10.0 | 57.2 | 68.3 | 24.8 | 90.3 | 76.4 |

*Not available. [1]Totals for those States for which data are available by size of farm. [2]Not tabulated by size of farm. [3]0.05 percent or less. [4]Data for District of Columbia not included in totals.

## BY DIVISIONS AND STATES: CENSUS OF 1950

See text. Base on data in Volume I]

| Percent of farms under 10 acres reporting—Continued | | | | | Percent of total value of farm products sold for farms under 10 acres represented by expenditures for— | | Percent distribution of total value of farm products sold for farms under 10 acres, by source (horticultural specialties and forest products not shown) | | | | | | Percent of totals for all farms represented by totals for farms under 10 acres | | | | | | | |
|---|---|---|---|---|---|---|---|---|---|---|---|---|---|---|---|---|---|---|---|---|
| Operator working off farm 100 days or more | Other income of family exceeding farm products sold | Operator 65 years old and over | Cotton harvested | Tobacco harvested | Hired labor | Feed | Field crops | Vegetables | Fruits and nuts | Dairy products | Poultry and products | Other livestock and products | Number of farms | Nonconmercial farms (number) | Land in farms (acres) | Cropland harvested (acres) | Cotton harvested (acres) | Tobacco harvested (acres) | Value of farm products sold (dollars) | |
| 50.1 | 58.3 | 18.9 | [1]9.6 | [1]6.0 | 9.8 | 34.8 | 9.8 | 1.9 | 4.9 | 6.0 | 42.2 | 12.2 | 8.9 | 20.5 | 0.2 | 0.3 | [1]0.8 | [1]3.7 | 2.7 | 1 |
| 53.4 | 57.5 | 22.6 | [1]0.3 | [1]0.7 | 11.1 | 30.8 | 1.5 | 2.1 | 1.0 | 3.2 | 41.3 | 13.9 | 6.6 | 20.9 | 0.2 | 0.1 | [1]0.5 | [1]2.1 | 2.1 | 2 |
| 46.7 | 57.1 | 17.4 | 18.1 | 11.1 | 7.3 | 30.7 | 36.5 | 1.7 | 2.3 | 3.1 | 34.2 | 10.4 | 9.4 | 18.2 | 0.3 | 0.6 | 0.9 | 3.9 | 2.3 | 3 |
| 54.4 | 63.5 | 16.9 | [1]0.6 | ..... | 10.1 | 42.6 | 0.8 | 1.9 | 11.4 | 11.5 | 49.0 | 11.6 | 17.7 | 36.9 | 0.1 | 0.4 | [1]0.1 | ..... | 5.0 | 4 |
| 53.0 | 56.9 | 18.8 | ..... | 1.3 | 10.3 | 40.9 | 1.9 | 1.7 | 1.0 | 1.4 | 58.4 | 2.4 | 12.4 | 17.1 | 0.5 | 0.6 | ..... | 2.4 | 6.5 | 5 |
| 52.4 | 54.8 | 19.8 | ..... | 1.2 | 10.7 | 38.2 | 0.8 | 2.5 | 0.8 | 2.1 | 54.8 | 6.3 | 11.0 | 19.3 | 0.5 | 0.4 | ..... | 2.7 | 6.4 | 6 |
| 58.0 | 59.9 | 21.9 | (2) | 0.9 | 13.1 | 20.3 | 1.7 | 2.1 | 1.3 | 3.4 | 23.9 | 16.6 | 6.9 | 21.4 | 0.3 | 0.1 | (2) | 1.6 | 1.8 | 7 |
| 48.0 | 56.4 | 26.8 | 1.1 | (2) | 9.1 | 24.9 | 2.5 | 1.2 | 0.8 | 6.5 | 28.8 | 34.8 | 4.4 | 22.6 | 0.1 | (3) | 0.5 | (2) | 0.7 | 8 |
| 51.3 | 58.7 | 16.0 | 10.2 | 14.8 | 7.3 | 37.7 | 25.2 | 2.4 | 2.9 | 1.6 | 48.3 | 5.5 | 9.9 | 18.4 | 0.5 | 0.9 | 0.9 | 3.0 | 3.3 | 9 |
| 40.1 | 51.7 | 17.6 | 25.1 | 15.3 | 6.4 | 15.6 | 65.1 | 0.6 | 0.7 | 3.5 | 10.5 | 12.8 | 9.8 | 17.8 | 0.6 | 1.1 | 2.0 | 5.9 | 3.0 | 10 |
| 49.0 | 62.3 | 19.3 | 20.2 | (2) | 8.5 | 34.3 | 25.1 | 1.6 | 3.2 | 5.7 | 33.3 | 17.9 | 8.3 | 18.3 | 0.2 | 0.3 | 0.5 | (2) | 1.2 | 11 |
| 59.3 | 68.8 | 17.7 | [1]1.2 | ..... | 9.7 | 35.8 | 2.3 | 2.2 | 4.4 | 8.4 | 41.5 | 25.0 | 10.2 | 31.8 | (3) | 0.2 | [1]0.2 | ..... | 1.8 | 12 |
| 52.8 | 61.8 | 16.7 | 0.3 | ..... | 10.1 | 43.8 | 0.5 | 1.9 | 12.6 | 12.0 | 50.3 | 9.3 | 23.3 | 39.4 | 0.4 | 0.7 | 0.1 | ..... | 7.2 | 13 |
| 52.9 | 62.9 | 21.4 | ..... | ..... | 11.0 | 42.1 | 1.2 | 0.2 | 0.7 | 2.5 | 61.2 | 2.0 | 5.8 | 8.3 | 0.2 | 0.3 | ..... | ..... | 2.7 | 14 |
| 61.3 | 68.8 | 14.9 | ..... | (2) | 12.8 | 63.8 | 0.4 | 0.5 | 0.3 | 1.8 | 73.6 | 2.0 | 10.1 | 12.9 | 0.4 | 0.7 | ..... | (2) | 5.4 | 15 |
| 68.8 | 69.6 | 16.9 | ..... | (2) | 10.0 | 47.8 | 0.7 | 0.2 | 1.4 | 8.9 | 73.1 | 4.5 | 6.2 | 15.7 | 0.2 | 0.3 | ..... | (2) | 1.6 | 16 |
| 49.5 | 52.5 | 18.9 | ..... | 2.0 | 10.9 | 37.3 | 2.0 | 2.8 | 1.5 | 1.2 | 52.5 | 3.2 | 23.3 | 28.7 | 1.4 | 1.7 | ..... | 3.8 | 12.7 | 17 |
| 45.2 | 46.1 | 16.2 | ..... | ..... | 11.5 | 39.9 | 0.6 | 1.8 | 0.1 | 0.1 | 50.5 | 1.0 | 22.5 | 29.9 | 1.1 | 1.4 | ..... | ..... | 11.1 | 18 |
| 50.6 | 52.2 | 20.2 | ..... | 2.2 | 7.7 | 39.6 | 3.0 | 0.7 | 0.5 | 0.2 | 63.1 | 1.1 | 17.6 | 24.9 | 1.0 | 1.2 | ..... | 1.7 | 7.1 | 19 |
| 51.6 | 54.5 | 22.5 | ..... | (2) | 13.8 | 31.2 | 0.6 | 4.5 | 1.2 | 5.0 | 44.4 | 5.2 | 8.4 | 16.8 | 0.3 | 0.3 | ..... | (2) | 4.3 | 20 |
| 36.0 | 41.5 | 17.1 | ..... | ..... | 10.0 | 44.6 | 0.1 | 2.0 | 0.5 | 0.8 | 63.5 | 9.6 | 25.4 | 37.6 | 1.7 | 0.8 | ..... | ..... | 15.0 | 21 |
| 59.4 | 60.4 | 19.1 | ..... | 2.4 | 8.5 | 37.5 | 1.8 | 1.4 | 0.8 | 0.9 | 54.7 | 3.4 | 10.8 | 18.7 | 0.5 | 0.5 | ..... | 2.7 | 5.3 | 22 |
| 62.2 | 62.3 | 20.3 | ..... | 1.6 | 12.0 | 18.9 | 2.6 | 2.2 | 1.0 | 3.2 | 22.7 | 10.4 | 9.2 | 22.2 | 0.5 | 0.3 | ..... | 2.2 | 2.9 | 23 |
| 58.4 | 61.3 | 22.8 | ..... | 1.3 | 8.2 | 30.1 | 2.1 | 1.3 | 0.8 | 5.3 | 39.3 | 22.6 | 8.7 | 24.8 | 0.4 | 0.1 | ..... | 1.7 | 1.8 | 24 |
| 52.7 | 56.6 | 23.0 | (2) | (2) | 16.9 | 15.5 | 1.0 | 1.0 | 0.9 | 2.4 | 18.1 | 20.1 | 7.0 | 29.4 | 0.2 | 0.1 | (2) | (2) | 1.5 | 25 |
| 58.4 | 59.4 | 19.9 | ..... | ..... | 19.9 | 13.3 | 1.0 | 5.3 | 2.7 | 2.4 | 22.7 | 6.8 | 5.5 | 13.0 | 0.2 | 0.2 | ..... | ..... | 2.4 | 26 |
| 55.1 | 57.0 | 24.7 | ..... | 1.2 | 13.7 | 23.5 | 1.8 | 2.1 | 1.6 | 4.3 | 18.8 | 26.1 | 3.5 | 18.0 | 0.1 | 0.1 | ..... | 1.0 | 1.2 | 27 |
| 45.0 | 52.5 | 22.6 | ..... | (2) | 10.2 | 23.9 | 0.5 | 1.8 | 1.2 | 5.3 | 34.3 | 24.6 | 3.2 | 16.6 | 0.1 | (3) | ..... | (2) | 1.0 | 28 |
| 47.5 | 49.5 | 27.2 | ..... | (2) | 8.6 | 22.4 | 1.2 | 0.4 | 0.7 | 6.0 | 29.1 | 37.8 | 4.7 | 40.7 | 0.1 | 0.1 | ..... | (2) | 0.7 | 29 |
| 49.8 | 63.1 | 25.8 | 3.7 | (2) | 5.6 | 29.0 | 7.3 | 2.5 | 0.9 | 7.1 | 27.7 | 35.5 | 5.8 | 15.9 | 0.2 | 0.1 | 0.5 | (2) | 1.2 | 30 |
| 53.4 | 48.2 | 22.8 | ..... | ..... | 9.6 | 15.8 | 6.4 | 0.1 | 0.1 | 4.7 | 6.7 | 59.3 | 0.9 | 15.5 | (3) | (3) | ..... | ..... | 0.2 | 31 |
| 43.3 | 46.7 | 33.7 | ..... | ..... | 13.1 | 19.3 | 1.7 | 0.5 | 0.5 | 6.4 | 34.1 | 42.0 | 2.0 | 23.0 | (3) | (3) | ..... | ..... | 0.3 | 32 |
| 41.8 | 50.8 | 32.2 | ..... | ..... | 11.5 | 23.3 | 1.9 | 0.2 | 0.5 | 7.1 | 21.8 | 45.6 | 4.2 | 40.5 | (3) | (3) | ..... | ..... | 0.7 | 33 |
| 51.4 | 62.1 | 27.2 | ..... | (2) | 10.2 | 29.6 | 1.5 | 0.9 | 0.8 | 8.1 | 29.9 | 28.9 | 5.9 | 31.8 | 0.1 | (3) | ..... | (2) | 0.7 | 34 |
| 46.9 | 42.8 | 21.3 | ..... | ..... | 3.8 | 58.6 | (3) | 0.5 | 0.1 | (3) | 96.6 | 0.3 | 12.0 | 20.8 | 0.5 | 0.4 | ..... | ..... | 10.6 | 35 |
| 61.8 | 62.1 | 16.4 | ..... | 13.4 | 5.1 | 51.1 | 8.8 | 1.2 | 0.5 | 0.3 | 68.7 | 2.9 | 12.5 | 26.4 | 0.6 | 0.5 | ..... | 4.4 | 4.7 | 36 |
| (*) | (*) | (*) | ..... | (*) | (*) | (*) | (*) | (*) | (*) | (*) | (*) | (*) | 53.6 | (*) | 2.0 | (*) | ..... | (*) | (*) | 37 |
| 55.9 | 61.2 | 16.0 | 1.2 | 16.1 | 5.4 | 41.8 | 22.1 | 0.5 | 0.3 | 2.2 | 55.2 | 7.0 | 12.6 | 20.9 | 0.7 | 1.0 | 1.5 | 5.0 | 4.4 | 38 |
| 63.3 | 72.4 | 17.1 | ..... | 0.6 | 10.8 | 57.8 | 1.7 | 0.5 | 0.6 | 5.7 | 56.5 | 12.2 | 10.9 | 14.1 | 0.6 | 1.2 | ..... | 1.4 | 3.7 | 39 |
| 45.9 | 50.6 | 13.9 | 11.8 | 27.8 | 6.9 | 20.6 | 65.8 | 1.3 | 0.3 | 1.9 | 18.4 | 5.6 | 9.8 | 21.2 | 0.8 | 1.4 | 1.3 | 2.9 | 2.7 | 40 |
| 46.8 | 56.0 | 13.4 | 35.1 | 14.5 | 6.6 | 16.3 | 58.5 | 3.5 | 0.5 | 2.3 | 12.1 | 7.0 | 9.1 | 18.0 | 0.6 | 1.2 | 1.3 | 2.8 | 2.3 | 41 |
| 52.6 | 63.1 | 18.4 | 13.3 | 4.4 | 5.4 | 48.9 | 15.2 | 1.4 | 0.4 | 2.4 | 64.3 | 9.4 | 6.0 | 13.1 | 0.2 | 0.4 | 0.4 | 1.3 | 2.0 | 42 |
| 46.9 | 62.6 | 21.2 | 1.0 | 1.1 | 15.7 | 25.4 | 1.7 | 10.3 | 18.5 | 0.3 | 29.7 | 4.0 | 15.9 | 23.7 | 0.3 | 1.0 | 0.7 | 0.9 | 2.9 | 43 |
| 38.8 | 47.7 | 16.3 | 0.4 | 39.0 | 7.3 | 11.0 | 73.4 | 0.3 | 0.6 | 3.3 | 5.1 | 14.2 | 11.1 | 19.6 | 0.7 | 1.1 | 2.2 | 6.3 | 3.8 | 44 |
| 47.5 | 58.0 | 16.5 | 11.5 | 18.1 | 7.6 | 21.0 | 43.8 | 0.8 | 0.8 | 5.0 | 13.9 | 19.7 | 10.4 | 20.7 | 0.7 | 0.9 | 1.4 | 4.4 | 2.5 | 45 |
| 47.8 | 64.6 | 21.0 | 28.8 | (2) | 6.5 | 37.7 | 31.9 | 0.7 | 1.2 | 4.9 | 32.2 | 13.6 | 8.2 | 16.6 | 0.4 | 0.8 | 0.9 | (2) | 1.8 | 46 |
| 28.6 | 40.0 | 17.5 | 60.7 | ..... | 4.0 | 8.7 | 82.9 | 0.7 | 0.5 | 2.1 | 6.5 | 5.3 | 9.6 | 14.6 | 0.7 | 1.8 | 3.0 | ..... | 3.4 | 47 |
| 38.5 | 48.7 | 18.1 | 42.4 | (2) | 4.6 | 28.8 | 51.6 | 0.3 | 1.3 | 3.5 | 29.3 | 11.0 | 8.9 | 14.9 | 0.5 | 0.9 | 1.6 | (2) | 2.4 | 48 |
| 45.3 | 59.9 | 15.6 | 24.8 | (2) | 8.3 | 22.5 | 44.5 | 3.7 | 11.5 | 5.8 | 8.3 | 13.7 | 12.1 | 22.0 | 0.7 | 1.2 | 2.2 | (2) | 2.2 | 49 |
| 55.0 | 70.2 | 20.9 | 2.7 | (2) | 9.5 | 33.0 | 2.2 | 0.9 | 0.8 | 5.7 | 24.4 | 32.5 | 5.4 | 13.6 | 0.1 | 0.1 | 0.1 | (2) | 0.8 | 50 |
| 55.9 | 69.9 | 21.8 | 8.6 | ..... | 10.8 | 42.5 | 7.0 | 1.9 | 2.1 | 7.1 | 47.5 | 20.0 | 7.7 | 20.8 | 0.1 | 0.1 | 0.1 | ..... | 0.8 | 51 |
| 56.3 | 67.8 | 20.8 | ..... | ..... | 6.8 | 34.5 | 4.0 | 2.4 | 11.9 | 9.1 | 35.2 | 20.1 | 3.5 | 17.6 | (3) | (3) | ..... | ..... | 0.4 | 52 |
| 64.0 | 72.2 | 19.7 | ..... | ..... | 8.3 | 36.0 | 2.8 | 1.1 | 2.5 | 17.2 | 25.4 | 42.5 | 9.5 | 35.1 | 0.1 | 0.1 | ..... | ..... | 1.7 | 53 |
| 59.8 | 64.5 | 22.2 | ..... | ..... | 4.7 | 25.1 | 5.2 | 0.3 | 0.2 | 2.2 | 12.0 | 61.4 | 4.2 | 19.6 | (3) | (3) | ..... | ..... | 0.4 | 54 |
| 57.8 | 68.1 | 18.3 | ..... | ..... | 14.8 | 24.4 | 0.6 | 3.5 | 4.2 | 6.2 | 25.2 | 27.0 | 9.4 | 32.5 | 0.1 | 0.1 | ..... | ..... | 2.5 | 55 |
| 49.0 | 64.9 | 16.8 | 6.1 | ..... | 11.9 | 23.5 | 12.2 | 5.1 | 9.3 | 15.6 | 29.7 | 25.4 | 14.7 | 30.3 | (3) | 0.6 | 0.3 | ..... | 1.0 | 56 |
| 55.0 | 66.8 | 19.3 | 1.5 | ..... | 6.7 | 31.4 | 2.0 | 0.6 | 6.9 | 11.9 | 37.2 | 31.8 | 18.7 | 37.7 | (3) | 0.3 | (3) | ..... | 1.3 | 57 |
| 67.5 | 71.0 | 14.2 | ..... | ..... | 4.0 | 54.0 | 1.7 | 1.1 | 3.3 | 4.2 | 76.4 | 9.6 | 17.9 | 40.9 | 0.2 | 0.7 | ..... | ..... | 6.4 | 58 |
| 58.3 | 72.9 | 12.5 | (2) | ..... | 76.5 | 49.9 | 5.4 | 5.3 | ..... | 2.2 | 41.6 | 37.9 | 7.7 | 20.7 | (3) | 0.1 | (2) | ..... | 0.5 | 59 |
| 61.2 | 69.6 | 16.2 | ..... | ..... | 12.7 | 33.0 | 0.9 | 4.8 | 22.8 | 4.9 | 33.4 | 13.4 | 20.0 | 33.3 | 0.4 | 0.5 | ..... | ..... | 4.7 | 60 |
| 63.0 | 74.5 | 17.3 | ..... | ..... | 10.6 | 43.1 | 1.5 | 4.3 | 10.8 | 7.6 | 42.4 | 11.8 | 17.8 | 32.7 | 0.3 | 0.5 | ..... | ..... | 3.3 | 61 |
| 46.8 | 55.2 | 16.7 | 0.6 | ..... | 9.8 | 45.1 | 0.4 | 1.4 | 11.5 | 13.2 | 52.9 | 8.6 | 27.3 | 48.8 | 0.4 | 1.0 | 0.1 | ..... | 8.3 | 62 |

## Table 45.—FARMS OF 10 TO 29 ACRES—SELECTED CHARACTERISTICS,

[Data are based on reports for only a sample of farms.

| | Region, division, and State | Number of farms 10 to 29 acres | Average for farms 10 to 29 acres | | | | Percent of land in farms 10 to 29 acres represented by— | | Percent of farms 10 to 29 acres reporting— | | | | | | | | | | |
|---|---|---|---|---|---|---|---|---|---|---|---|---|---|---|---|---|---|---|---|
| | | | Total land per farm (acres) | Value of land and buildings (dollars) | | Farm products sold per farm (dollars) | Cropland harvested | Land pastured | Land owned | Land rented from others | Land rented to others | Cropland harvested | Cattle and calves | Milk cows | Hogs and pigs | Chickens 4 mo. old and over | No tractor, horses, or mules | Tractor with or without horses and/or mules | Electricity | Electric washing machine |
| | | | | Per farm | Per acre | | | | | | | | | | | | | | | |
| 1 | U.S..... | 852,956 | 18.0 | 4,981 | 272.10 | 1,532 | 53.1 | 22.7 | 62.0 | 44.7 | 11.0 | 82.3 | 54.5 | 47.2 | 47.6 | 74.8 | 46.9 | 17.7 | 69.6 | 44.5 |
| 2 | The North.. | 185,088 | 17.7 | 7,134 | 394.46 | 1,901 | 35.1 | 32.6 | 91.0 | 14.9 | 20.6 | 70.3 | 56.3 | 48.4 | 29.7 | 68.6 | 47.5 | 35.4 | 86.9 | 75.5 |
| 3 | The South.. | 582,502 | 18.3 | 2,999 | 161.23 | 1,099 | 59.0 | 19.3 | 48.4 | 58.6 | 8.7 | 86.4 | 54.4 | 47.3 | 57.7 | 79.2 | 47.8 | 8.2 | 61.0 | 29.5 |
| 4 | The West... | 85,366 | 16.6 | 13,849 | 826.53 | 3,720 | 50.6 | 25.3 | 91.7 | 14.5 | 6.3 | 80.3 | 51.2 | 43.6 | 17.8 | 58.1 | 39.2 | 44.6 | 90.6 | 79.5 |
| | Geo. Div. | | | | | | | | | | | | | | | | | | | |
| 5 | N.E..... | 15,056 | 17.9 | 9,505 | 524.98 | 3,754 | 30.2 | 23.8 | 96.6 | 8.9 | 5.2 | 76.6 | 46.8 | 41.2 | 11.6 | 51.7 | 52.9 | 33.6 | 92.1 | 76.2 |
| 6 | M.A..... | 39,516 | 18.2 | 9,496 | 515.27 | 3,186 | 38.9 | 20.6 | 95.1 | 10.4 | 8.1 | 80.3 | 47.2 | 39.8 | 21.7 | 66.8 | 39.1 | 46.5 | 91.8 | 81.4 |
| 7 | E.N.C... | 83,193 | 17.7 | 6,541 | 364.16 | 1,255 | 35.1 | 34.1 | 93.4 | 12.6 | 25.9 | 70.0 | 57.8 | 49.1 | 32.9 | 69.7 | 46.6 | 37.7 | 89.4 | 79.6 |
| 8 | W.N.C... | 47,323 | 17.3 | 5,336 | 296.54 | 1,472 | 33.4 | 43.2 | 81.6 | 24.4 | 26.5 | 60.6 | 64.5 | 56.5 | 36.5 | 73.7 | 54.6 | 22.6 | 76.8 | 63.0 |
| 9 | S.A..... | 226,390 | 18.8 | 3,666 | 192.57 | 1,358 | 57.2 | 15.5 | 54.9 | 53.4 | 8.0 | 88.7 | 48.6 | 42.1 | 60.4 | 77.4 | 45.4 | 9.7 | 68.8 | 35.1 |
| 10 | E.S.C... | 225,821 | 18.1 | 2,291 | 124.62 | 882 | 63.0 | 18.7 | 40.2 | 66.0 | 9.1 | 89.9 | 58.0 | 51.4 | 59.2 | 80.2 | 52.2 | 5.7 | 54.0 | 25.2 |
| 11 | W.S.C... | 130,291 | 17.9 | 3,069 | 168.37 | 1,042 | 55.3 | 27.2 | 51.1 | 54.7 | 9.1 | 76.4 | 58.4 | 49.2 | 50.5 | 80.7 | 44.2 | 9.6 | 59.5 | 27.3 |
| 12 | Mt..... | 19,535 | 16.8 | 9,404 | 559.86 | 2,239 | 52.9 | 25.2 | 90.3 | 18.8 | 8.9 | 82.1 | 60.8 | 51.1 | 29.8 | 64.5 | 32.8 | 33.6 | 83.0 | 69.6 |
| 13 | Pac..... | 65,831 | 16.6 | 15,118 | 902.93 | 4,148 | 50.0 | 25.3 | 92.1 | 13.2 | 5.5 | 79.8 | 48.4 | 41.4 | 14.2 | 56.3 | 41.0 | 47.8 | 92.8 | 82.5 |
| | N.E. | | | | | | | | | | | | | | | | | | | |
| 14 | Maine... | 2,705 | 18.3 | 4,613 | 245.40 | 1,841 | 31.9 | 23.3 | 96.7 | 6.3 | 2.2 | 80.6 | 50.1 | 43.3 | 10.2 | 45.3 | 59.9 | 23.7 | 85.6 | 74.3 |
| 15 | N.H..... | 1,900 | 17.0 | 6,493 | 379.46 | 2,956 | 30.4 | 26.7 | 98.2 | 6.1 | 3.9 | 76.6 | 46.8 | 38.9 | 15.0 | 53.4 | 57.4 | 30.0 | 96.1 | 80.0 |
| 16 | Vt..... | 1,585 | 17.6 | 6,954 | 397.00 | 1,230 | 37.1 | 34.9 | 96.5 | 12.9 | 6.3 | 88.0 | 57.4 | 53.9 | 14.2 | 48.6 | 60.3 | 20.2 | 92.7 | 84.2 |
| 17 | Mass.... | 4,952 | 17.7 | 11,073 | 618.95 | 5,110 | 28.9 | 18.4 | 97.7 | 8.2 | 5.4 | 73.1 | 41.4 | 36.4 | 12.1 | 51.1 | 48.0 | 39.2 | 92.5 | 74.4 |
| 18 | R.I..... | 541 | 18.6 | 11,755 | 644.00 | 4,168 | 28.6 | 22.1 | 88.0 | 24.0 | 8.5 | 70.4 | 43.4 | 40.7 | 10.2 | 49.2 | 44.5 | 42.5 | 96.3 | 74.1 |
| 19 | Conn.... | 3,373 | 18.3 | 14,061 | 749.25 | 4,576 | 27.9 | 25.5 | 95.6 | 9.5 | 7.0 | 74.3 | 47.6 | 42.1 | 9.0 | 58.8 | 50.0 | 40.4 | 93.3 | 74.8 |
| | M.A. | | | | | | | | | | | | | | | | | | | |
| 20 | N.Y..... | 13,440 | 18.3 | 9,605 | 516.74 | 2,862 | 40.8 | 21.6 | 95.3 | 11.0 | 9.4 | 84.1 | 46.6 | 40.1 | 13.0 | 56.0 | 37.9 | 48.3 | 91.7 | 80.0 |
| 21 | N.J..... | 5,902 | 17.3 | 16,576 | 948.41 | 7,392 | 30.8 | 17.8 | 95.0 | 11.7 | 5.5 | 61.2 | 25.6 | 21.7 | 12.7 | 69.5 | 41.4 | 51.0 | 92.7 | 72.6 |
| 22 | Pa..... | 20,174 | 18.3 | 7,403 | 398.05 | 2,002 | 39.8 | 20.7 | 95.1 | 9.7 | 7.9 | 83.4 | 53.8 | 44.9 | 30.1 | 73.2 | 39.3 | 44.1 | 91.6 | 84.9 |
| | E.N.C. | | | | | | | | | | | | | | | | | | | |
| 23 | Ohio.... | 24,919 | 18.1 | 7,385 | 404.13 | 1,304 | 33.7 | 35.4 | 94.0 | 11.6 | 21.7 | 72.5 | 61.1 | 51.9 | 32.4 | 71.2 | 42.7 | 42.6 | 92.2 | 82.8 |
| 24 | Ind..... | 20,208 | 17.9 | 5,545 | 309.23 | 1,184 | 30.2 | 39.8 | 94.0 | 10.2 | 34.4 | 59.9 | 64.6 | 53.6 | 42.9 | 73.3 | 54.4 | 29.9 | 90.5 | 80.5 |
| 25 | Ill..... | 15,982 | 17.4 | 6,004 | 244.83 | 1,397 | 32.8 | 39.7 | 89.2 | 18.9 | 30.5 | 61.3 | 61.1 | 52.6 | 42.7 | 77.3 | 50.5 | 27.9 | 79.8 | 69.1 |
| 26 | Mich.... | 15,200 | 17.6 | 6,675 | 365.96 | 1,014 | 40.6 | 22.1 | 95.8 | 10.0 | 20.7 | 81.0 | 43.5 | 36.6 | 19.3 | 60.1 | 39.4 | 48.0 | 94.0 | 84.4 |
| 27 | Wis..... | 6,884 | 17.2 | 7,206 | 410.16 | 1,456 | 47.8 | 25.6 | 94.0 | 14.4 | 16.6 | 86.0 | 49.6 | 45.1 | 13.1 | 57.1 | 44.2 | 43.0 | 88.3 | 79.0 |
| | W.N.C. | | | | | | | | | | | | | | | | | | | |
| 28 | Minn.... | 6,345 | 17.6 | 6,410 | 355.63 | 1,773 | 34.6 | 34.4 | 89.9 | 16.5 | 30.7 | 68.0 | 56.7 | 51.8 | 22.5 | 62.9 | 48.8 | 35.1 | 82.1 | 73.2 |
| 29 | Iowa.... | 9,181 | 17.2 | 6,919 | 381.25 | 1,797 | 35.2 | 41.9 | 89.6 | 17.7 | 34.7 | 66.4 | 67.2 | 60.2 | 47.0 | 75.5 | 52.9 | 28.7 | 84.4 | 74.7 |
| 30 | Mo..... | 20,351 | 17.8 | 4,317 | 232.94 | 1,114 | 33.8 | 46.3 | 73.6 | 30.4 | 16.2 | 58.4 | 63.5 | 55.3 | 38.7 | 75.1 | 59.3 | 13.6 | 70.4 | 53.1 |
| 31 | N.Dak... | 660 | 16.1 | 3,738 | 228.21 | 1,473 | 31.2 | 38.4 | 78.0 | 31.1 | 28.8 | 52.3 | 62.9 | 55.3 | 27.3 | 65.9 | 43.9 | 30.3 | 64.4 | 56.1 |
| 32 | S.Dak... | 1,196 | 16.3 | 4,903 | 298.84 | 1,906 | 28.8 | 40.4 | 84.9 | 21.7 | 48.2 | 49.3 | 65.2 | 53.1 | 30.1 | 77.8 | 51.0 | 26.0 | 77.0 | 66.9 |
| 33 | Nebr.... | 3,388 | 16.6 | 5,791 | 345.54 | 2,580 | 36.4 | 37.5 | 85.7 | 23.1 | 38.2 | 62.2 | 68.1 | 58.6 | 37.6 | 74.8 | 48.8 | 28.5 | 81.0 | 67.7 |
| 34 | Kans.... | 6,202 | 16.7 | 5,450 | 320.84 | 1,080 | 27.1 | 47.6 | 85.1 | 23.0 | 33.3 | 53.6 | 70.1 | 59.1 | 29.3 | 77.2 | 52.3 | 25.5 | 80.1 | 64.9 |
| | S.A. | | | | | | | | | | | | | | | | | | | |
| 35 | Del..... | 1,047 | 18.3 | 8,315 | 426.05 | 8,699 | 39.3 | 10.4 | 90.6 | 12.0 | 15.9 | 82.4 | 33.9 | 28.7 | 40.2 | 67.0 | 41.2 | 24.0 | 82.9 | 73.3 |
| 36 | Md..... | 5,847 | 17.5 | 7,912 | 444.46 | 2,212 | 36.8 | 19.0 | 88.3 | 19.3 | 7.1 | 79.2 | 45.3 | 36.7 | 41.6 | 75.4 | 37.2 | 32.5 | 76.8 | 60.3 |
| 37 | D.C.[4].... | 4 | 11.8 | (*) | (*) | (*)) | (*) | (*) | (*) | (*) | (*) | 75.0 | (*) | (*) | (*) | (*) | (*) | (*) | (*) | (*) |
| 38 | Va..... | 31,064 | 18.1 | 3,929 | 216.75 | 951 | 34.8 | 29.1 | 78.2 | 30.5 | 6.8 | 80.1 | 64.9 | 57.6 | 61.9 | 81.8 | 49.3 | 10.6 | 69.4 | 47.7 |
| 39 | W.Va.... | 13,602 | 18.6 | 3,928 | 209.81 | 378 | 21.0 | 47.2 | 90.2 | 14.2 | 4.4 | 80.6 | 71.1 | 64.9 | 44.5 | 79.3 | 53.2 | 8.0 | 79.0 | 67.0 |
| 40 | N.C..... | 84,741 | 19.0 | 3,670 | 189.68 | 1,627 | 62.2 | 11.4 | 47.3 | 62.5 | 9.7 | 93.3 | 45.2 | 40.1 | 66.0 | 77.4 | 42.6 | 10.1 | 71.0 | 36.2 |
| 41 | S.C..... | 44,672 | 19.0 | 2,615 | 135.46 | 1,136 | 75.8 | 5.6 | 36.0 | 73.5 | 6.4 | 95.1 | 40.9 | 34.1 | 65.7 | 79.8 | 43.1 | 5.9 | 59.0 | 15.7 |
| 42 | Ga..... | 32,307 | 19.7 | 2,336 | 117.80 | 936 | 63.1 | 12.5 | 43.0 | 62.0 | 9.0 | 87.0 | 48.4 | 41.0 | 59.2 | 75.7 | 47.0 | 7.6 | 68.9 | 24.6 |
| 43 | Fla..... | 13,110 | 16.9 | 7,535 | 439.09 | 2,151 | 41.2 | 20.3 | 88.6 | 18.5 | 6.2 | 75.7 | 38.0 | 28.4 | 31.4 | 63.2 | 53.7 | 14.1 | 70.9 | 42.3 |
| | E.S.C. | | | | | | | | | | | | | | | | | | | |
| 44 | Ky..... | 37,764 | 17.9 | 3,045 | 167.37 | 1,004 | 38.2 | 36.7 | 68.3 | 40.7 | 13.0 | 85.2 | 69.4 | 63.7 | 48.3 | 81.6 | 48.0 | 7.6 | 62.4 | 45.5 |
| 45 | Tenn.... | 53,650 | 18.7 | 2,968 | 155.11 | 807 | 51.0 | 25.4 | 56.3 | 52.0 | 11.9 | 85.6 | 61.7 | 55.3 | 55.2 | 81.3 | 53.1 | 8.0 | 64.8 | 38.8 |
| 46 | Ala..... | 47,375 | 19.0 | 2,028 | 105.13 | 613 | 65.6 | 14.1 | 41.9 | 66.5 | 11.8 | 90.0 | 62.2 | 54.1 | 62.8 | 81.9 | 38.1 | 5.8 | 56.6 | 23.9 |
| 47 | Miss.... | 87,032 | 17.5 | 1,705 | 97.18 | 1,016 | 80.2 | 8.9 | 17.2 | 85.2 | 4.1 | 94.4 | 48.6 | 42.3 | 64.3 | 78.0 | 61.1 | 3.4 | 42.2 | 8.6 |
| | W.S.C. | | | | | | | | | | | | | | | | | | | |
| 48 | Ark..... | 39,595 | 17.4 | 2,437 | 137.28 | 1,232 | 68.6 | 18.2 | 33.7 | 69.9 | 5.8 | 84.7 | 46.1 | 39.8 | 48.8 | 77.9 | 56.7 | 6.6 | 53.3 | 22.9 |
| 49 | La..... | 42,029 | 18.4 | 2,654 | 141.44 | 1,045 | 62.4 | 19.3 | 43.2 | 62.0 | 7.1 | 84.4 | 61.9 | 52.2 | 64.4 | 85.1 | 34.1 | 7.0 | 56.3 | 26.8 |
| 50 | Okla.... | 10,317 | 17.0 | 3,326 | 193.44 | 596 | 24.4 | 52.5 | 75.4 | 30.9 | 15.7 | 51.0 | 72.4 | 63.2 | 42.8 | 82.7 | 44.2 | 11.8 | 61.6 | 33.8 |
| 51 | Tex..... | 38,350 | 18.2 | 4,121 | 223.79 | 931 | 42.2 | 38.6 | 71.4 | 37.6 | 13.1 | 65.9 | 63.3 | 51.7 | 39.2 | 78.3 | 42.5 | 15.1 | 68.7 | 30.6 |
| | Mt. | | | | | | | | | | | | | | | | | | | |
| 52 | Mont.... | 1,281 | 16.3 | 8,270 | 502.62 | 1,696 | 33.3 | 42.2 | 89.9 | 18.0 | 12.9 | 69.1 | 65.3 | 58.2 | 15.7 | 66.8 | 41.1 | 38.3 | 90.2 | 80.0 |
| 53 | Idaho... | 3,621 | 16.7 | 8,404 | 505.61 | 2,253 | 45.4 | 35.4 | 88.8 | 18.1 | 14.2 | 76.4 | 75.3 | 69.6 | 24.2 | 66.7 | 39.2 | 34.8 | 94.9 | 86.2 |
| 54 | Wyo..... | 431 | 15.9 | 7,932 | 484.63 | 1,013 | 29.0 | 49.1 | 88.2 | 17.6 | 13.9 | 52.2 | 68.7 | 56.8 | 24.6 | 64.4 | 38.5 | 26.7 | 86.1 | 76.6 |
| 55 | Colo.... | 4,205 | 16.0 | 9,545 | 592.77 | 3,134 | 52.9 | 20.9 | 88.4 | 20.3 | 9.6 | 81.8 | 49.8 | 43.4 | 32.0 | 68.3 | 33.7 | 42.3 | 92.0 | 75.3 |
| 56 | N.Mex... | 3,886 | 16.6 | 6,324 | 375.51 | 1,133 | 60.4 | 17.8 | 92.8 | 18.3 | 4.1 | 92.1 | 51.6 | 33.1 | 40.2 | 64.7 | 20.3 | 23.0 | 53.6 | 34.9 |
| 57 | Ariz.... | 1,858 | 16.3 | 15,553 | 955.70 | 2,840 | 44.7 | 27.6 | 88.7 | 17.2 | 8.1 | 69.2 | 50.2 | 40.7 | 16.3 | 61.4 | 41.2 | 22.9 | 80.8 | 59.5 |
| 58 | Utah.... | 3,873 | 18.1 | 10,285 | 574.13 | 2,262 | 65.5 | 18.3 | 92.2 | 20.7 | 7.1 | 93.1 | 70.6 | 63.4 | 34.9 | 59.4 | 30.3 | 35.3 | 92.4 | 85.0 |
| 59 | Nev..... | 380 | 18.1 | 13,118 | 739.20 | 1,821 | 37.1 | 32.3 | 92.1 | 7.9 | 3.9 | 67.1 | 65.8 | 39.5 | 23.7 | 55.3 | 39.5 | 13.2 | 59.2 | 53.9 |
| | Pac. | | | | | | | | | | | | | | | | | | | |
| 60 | Wash.... | 17,810 | 16.4 | 9,787 | 596.17 | 2,641 | 35.8 | 35.1 | 94.1 | 11.4 | 4.0 | 77.2 | 66.1 | 56.8 | 15.7 | 60.7 | 39.8 | 46.5 | 94.9 | 87.6 |
| 61 | Oreg.... | 12,154 | 16.7 | 10,027 | 587.18 | 1,937 | 37.1 | 35.4 | 94.5 | 12.9 | 8.2 | 76.3 | 64.8 | 56.9 | 18.2 | 63.7 | 37.3 | 30.7 | 95.2 | 87.8 |
| 62 | Calif... | 35,867 | 16.7 | 19,617 | 1,168.30 | 5,525 | 61.4 | 17.1 | 90.2 | 14.3 | 5.4 | 82.3 | 34.0 | 28.5 | 12.1 | 51.5 | 42.9 | 47.4 | 91.0 | 78.1 |

*Not available. [1]Totals for those States for which data are available by size of farm. [2]Not tabulated by size of farm. [3]0.05 percent or less. [4]Data for District of Columbia not included in totals.

## BY DIVISIONS AND STATES: CENSUS OF 1950

See text. Base data in Volume I]

| Percent of farms 10 to 29 acres reporting—Continued | | | | | Percent of total value of farm products sold for farms 10 to 29 acres represented by expenditures for— | | Percent distribution of total value of farm products sold for farms 10 to 29 acres, by source (horticultural specialties and forest products not shown) | | | | | | Percent of totals for all farms represented by totals for farms 10 to 29 acres | | | | | | | |
|---|---|---|---|---|---|---|---|---|---|---|---|---|---|---|---|---|---|---|---|---|
| Operator working off farm 100 days or more | Other income of family exceeding farm products sold | Operator 65 years old and over | Cotton harvested | Tobacco harvested | Hired labor | Feed | Field crops | Vegetables | Fruits and nuts | Dairy products | Poultry and products | Other livestock and products | Number of farms | Nonconmercial farms (number) | Land in farms (acres) | Cropland harvested (acres) | Cotton harvested (acres) | Tobacco harvested (acres) | Value of farm products sold (dollars) | |
| 34.0 | 42.8 | 15.4 | [1]33.0 | [1]12.6 | 9.7 | 21.1 | 39.2 | 4.2 | 9.9 | 7.4 | 20.6 | 11.6 | 15.9 | 26.2 | 1.3 | 2.4 | [1]9.9 | [1]20.1 | 5.1 | 1 |
| 50.1 | 55.0 | 22.6 | [1]1.9 | [1]1.2 | 11.1 | 33.4 | 7.2 | 6.6 | 3.0 | 7.3 | 39.5 | 19.8 | 8.2 | 23.7 | 0.7 | 0.6 | [1]9.1 | [1]6.0 | 2.6 | 2 |
| 27.1 | 37.6 | 13.0 | 47.4 | 18.1 | 5.7 | 11.5 | 73.4 | 2.0 | 2.8 | 2.4 | 9.8 | 7.2 | 22.0 | 27.0 | 2.7 | 6.5 | 10.4 | 21.1 | 8.8 | 3 |
| 46.3 | 52.0 | 15.9 | [1]2.4 | ..... | 16.2 | 27.1 | 4.6 | 6.2 | 31.8 | 17.6 | 21.9 | 11.8 | 18.5 | 28.7 | 0.4 | 1.8 | [1]1.5 | ..... | 6.8 | 4 |
| 50.4 | 55.5 | 20.4 | ..... | 3.2 | 12.4 | 46.5 | 6.5 | 5.3 | 1.8 | 5.5 | 62.7 | 3.5 | 14.6 | 21.0 | 2.1 | 2.9 | ..... | 11.4 | 8.4 | 5 |
| 52.5 | 56.0 | 18.7 | ..... | 1.8 | 12.5 | 41.6 | 3.2 | 7.9 | 3.2 | 4.9 | 55.3 | 6.2 | 13.3 | 24.5 | 2.2 | 2.3 | ..... | 6.6 | 7.4 | 6 |
| 54.3 | 57.8 | 22.9 | (2) | 1.1 | 11.7 | 24.2 | 7.0 | 8.5 | 4.5 | 9.8 | 23.1 | 26.7 | 9.4 | 26.1 | 1.3 | 0.9 | (2) | 2.9 | 2.2 | 7 |
| 40.6 | 49.2 | 26.0 | 7.5 | (2) | 6.9 | 23.5 | 14.7 | 2.7 | 1.2 | 9.2 | 19.9 | 44.5 | 4.8 | 20.1 | 0.3 | 0.2 | 9.1 | (2) | 1.1 | 8 |
| 29.9 | 38.9 | 12.6 | 37.0 | 33.2 | 6.0 | 13.4 | 70.1 | 2.7 | 4.1 | 1.4 | 14.3 | 4.5 | 23.6 | 27.9 | 4.2 | 9.7 | 16.2 | 24.6 | 12.4 | 9 |
| 23.0 | 34.0 | 12.7 | 55.3 | 13.3 | 4.2 | 6.9 | 81.9 | 0.9 | 0.5 | 2.7 | 3.8 | 9.1 | 24.8 | 28.6 | 5.1 | 11.4 | 21.9 | 13.1 | 12.9 | 10 |
| 29.3 | 41.7 | 14.3 | 51.6 | (2) | 7.3 | 14.2 | 68.1 | 2.1 | 3.6 | 4.0 | 8.8 | 10.3 | 16.7 | 23.7 | 1.1 | 2.6 | 4.9 | (2) | 4.1 | 11 |
| 48.5 | 55.9 | 15.8 | [1]2.9 | ..... | 12.0 | 25.1 | 11.6 | 9.1 | 8.9 | 15.5 | 19.2 | 30.6 | 10.0 | 24.7 | 0.1 | 0.7 | [1]1.0 | ..... | 2.3 | 12 |
| 45.6 | 50.9 | 15.9 | 2.2 | ..... | 16.9 | 27.4 | 3.5 | 5.8 | 35.4 | 17.9 | 22.3 | 8.8 | 24.7 | 30.7 | 1.5 | 3.5 | 2.0 | ..... | 9.8 | 13 |
| 58.2 | 68.2 | 21.3 | ..... | ..... | 6.4 | 50.7 | 4.1 | 3.4 | 1.7 | 3.6 | 74.1 | 4.9 | 8.9 | 14.4 | 1.2 | 1.7 | ..... | ..... | 2.9 | 14 |
| 55.3 | 63.9 | 20.8 | ..... | (2) | 7.7 | 62.6 | 0.6 | 1.3 | 1.4 | 3.7 | 83.9 | 3.2 | 14.2 | 18.4 | 1.9 | 3.4 | ..... | (2) | 8.8 | 15 |
| 61.2 | 72.9 | 21.5 | ..... | (2) | 4.5 | 47.4 | 10.7 | 2.3 | 1.4 | 21.1 | 50.8 | 10.0 | 8.3 | 20.9 | 0.8 | 1.2 | ..... | (2) | 1.7 | 16 |
| 46.4 | 44.9 | 19.2 | ..... | 4.0 | 16.0 | 39.4 | 4.6 | 7.4 | 2.6 | 6.2 | 52.6 | 3.4 | 22.3 | 27.1 | 5.3 | 6.7 | ..... | 12.1 | 15.9 | 17 |
| 39.7 | 45.3 | 19.4 | ..... | ..... | 9.2 | 55.2 | 3.6 | 9.1 | 0.5 | 6.1 | 76.7 | 2.3 | 20.8 | 26.4 | 5.2 | 6.7 | ..... | ..... | 11.8 | 18 |
| 44.1 | 49.4 | 21.0 | ..... | 8.2 | 11.1 | 50.3 | 12.7 | 3.5 | 0.7 | 3.5 | 68.3 | 2.7 | 21.6 | 29.5 | 4.8 | 5.4 | ..... | 11.1 | 10.0 | 19 |
| 52.3 | 55.3 | 19.1 | ..... | (2) | 15.7 | 33.0 | 3.4 | 15.7 | 4.8 | 5.1 | 42.5 | 5.5 | 10.8 | 22.8 | 1.5 | 1.7 | ..... | (2) | 5.0 | 20 |
| 33.5 | 38.1 | 16.9 | ..... | ..... | 9.5 | 52.6 | 1.3 | 5.6 | 2.9 | 4.4 | 74.4 | 3.9 | 23.8 | 32.7 | 5.9 | 4.0 | ..... | ..... | 18.1 | 21 |
| 58.3 | 61.8 | 19.0 | ..... | 3.6 | 13.1 | 36.5 | 5.3 | 2.8 | 2.2 | 5.1 | 44.4 | 9.9 | 13.7 | 24.6 | 2.6 | 2.6 | ..... | 6.6 | 5.8 | 22 |
| 56.9 | 61.0 | 22.7 | ..... | 1.7 | 14.7 | 23.8 | 6.9 | 7.9 | 2.8 | 8.6 | 22.3 | 18.3 | 12.5 | 27.6 | 2.1 | 1.5 | ..... | 2.5 | 3.9 | 23 |
| 55.0 | 57.3 | 23.8 | ..... | 1.8 | 5.7 | 28.3 | 7.3 | 3.2 | 1.6 | 11.6 | 28.9 | 38.4 | 12.1 | 29.8 | 1.8 | 1.0 | ..... | 3.5 | 2.8 | 24 |
| 46.9 | 53.7 | 26.4 | (2) | (2) | 14.4 | 20.0 | 5.8 | 7.9 | 2.5 | 6.3 | 20.7 | 31.4 | 8.2 | 29.6 | 0.9 | 0.4 | (2) | (2) | 1.4 | 25 |
| 57.7 | 59.4 | 19.0 | ..... | ..... | 12.4 | 23.4 | 8.6 | 19.2 | 16.1 | 7.7 | 22.2 | 13.7 | 9.8 | 22.2 | 1.5 | 1.4 | ..... | ..... | 2.7 | 26 |
| 53.1 | 54.0 | 21.7 | ..... | 2.5 | 9.3 | 26.1 | 7.4 | 8.3 | 4.1 | 20.3 | 18.6 | 33.7 | 4.1 | 18.1 | 0.5 | 0.6 | ..... | 3.0 | 1.2 | 27 |
| 43.3 | 49.3 | 22.5 | ..... | (2) | 10.0 | 26.3 | 3.3 | 4.2 | 2.3 | 10.5 | 31.7 | 36.5 | 3.5 | 16.2 | 0.3 | 0.2 | ..... | (2) | 1.0 | 28 |
| 40.1 | 43.2 | 30.2 | ..... | (2) | 5.5 | 22.1 | 4.0 | 2.0 | 1.0 | 10.1 | 20.3 | 56.9 | 4.5 | 27.6 | 0.5 | 0.2 | ..... | (2) | 0.9 | 29 |
| 37.8 | 50.6 | 21.8 | 17.4 | (2) | 8.0 | 22.6 | 37.6 | 3.5 | 1.3 | 7.7 | 16.1 | 24.5 | 8.8 | 19.2 | 1.0 | 1.0 | 9.1 | (2) | 2.7 | 30 |
| 50.0 | 43.9 | 28.0 | ..... | ..... | 3.3 | 14.3 | 5.7 | 0.5 | 0.8 | 7.2 | 22.5 | 27.8 | 1.0 | 15.3 | (3) | (3) | ..... | ..... | 0.2 | 31 |
| 28.8 | 33.4 | 35.2 | ..... | ..... | 8.8 | 27.2 | 2.9 | 0.8 | 0.1 | 7.9 | 22.3 | 59.2 | 1.8 | 14.3 | (3) | (3) | ..... | ..... | 0.5 | 32 |
| 38.4 | 45.7 | 32.1 | ..... | ..... | 3.1 | 20.4 | 3.6 | 1.0 | 0.8 | 6.2 | 10.8 | 75.4 | 3.2 | 23.6 | 0.1 | 0.1 | ..... | ..... | 1.0 | 33 |
| 50.0 | 58.9 | 31.9 | ..... | (2) | 7.1 | 30.3 | 6.5 | 2.9 | 0.9 | 14.6 | 23.2 | 47.5 | 4.7 | 21.9 | 0.2 | 0.1 | ..... | (2) | 0.8 | 34 |
| 43.0 | 38.9 | 24.0 | ..... | ..... | 4.9 | 54.0 | 0.9 | 1.0 | 0.3 | 1.2 | 92.1 | 1.4 | 14.0 | 27.2 | 2.2 | 2.0 | ..... | ..... | 10.2 | 35 |
| 45.7 | 56.0 | 20.4 | ..... | 15.8 | 8.6 | 45.3 | 19.4 | 4.8 | 1.3 | 1.3 | 56.6 | 5.3 | 16.2 | 29.0 | 2.5 | 2.4 | ..... | 11.5 | 6.1 | 36 |
| (*) | (*) | (*) | ..... | (*) | (*) | (*) | (*) | (*) | (*) | (*) | (*) | (*) | (*) | (*) | (*) | (*) | ..... | (*) | (*) | 37 |
| 42.8 | 51.6 | 17.0 | 4.3 | 25.6 | 5.1 | 24.2 | 51.0 | 2.2 | 0.8 | 4.1 | 24.9 | 10.0 | 20.6 | 29.0 | 3.6 | 5.9 | 15.2 | 17.5 | 7.6 | 38 |
| 57.6 | 72.2 | 19.1 | ..... | 1.2 | 6.6 | 65.3 | 4.8 | 1.6 | 2.2 | 11.0 | 46.3 | 31.8 | 16.7 | 21.8 | 3.1 | 4.3 | ..... | 4.8 | 4.2 | 39 |
| 22.7 | 28.6 | 9.5 | 39.7 | 56.5 | 5.5 | 5.4 | 90.5 | 0.9 | 0.3 | 0.7 | 3.6 | 3.0 | 29.4 | 31.3 | 8.3 | 17.2 | 23.2 | 27.9 | 22.4 | 40 |
| 20.7 | 30.6 | 9.1 | 72.0 | 31.9 | 5.1 | 3.3 | 92.9 | 1.4 | 0.3 | 0.8 | 1.7 | 2.6 | 32.1 | 31.6 | 7.1 | 16.2 | 21.8 | 37.3 | 21.4 | 41 |
| 29.8 | 41.1 | 14.0 | 49.9 | 11.7 | 4.3 | 22.1 | 59.0 | 2.4 | 0.4 | 2.4 | 26.5 | 6.6 | 16.3 | 24.0 | 2.5 | 5.6 | 8.4 | 8.9 | 6.8 | 42 |
| 40.4 | 55.7 | 20.1 | 4.4 | 2.4 | 13.1 | 19.1 | 3.4 | 16.3 | 43.1 | 1.4 | 20.8 | 5.0 | 23.1 | 29.9 | 1.3 | 5.3 | 5.1 | 2.9 | 6.7 | 43 |
| 30.5 | 42.0 | 15.7 | 0.8 | 45.0 | 6.8 | 10.6 | 70.5 | 0.7 | 0.7 | 5.3 | 4.3 | 17.2 | 17.3 | 26.5 | 3.5 | 5.0 | 18.6 | 12.1 | 7.4 | 44 |
| 28.1 | 38.0 | 13.0 | 31.9 | 24.1 | 4.9 | 9.4 | 72.4 | 1.3 | 0.8 | 4.7 | 4.8 | 13.9 | 23.2 | 29.9 | 5.4 | 9.1 | 18.7 | 16.1 | 11.1 | 45 |
| 27.3 | 41.2 | 14.5 | 70.0 | (2) | 4.3 | 11.0 | 75.6 | 1.1 | 0.8 | 1.9 | 8.7 | 9.4 | 22.4 | 28.4 | 4.3 | 10.2 | 13.6 | (2) | 9.4 | 46 |
| 14.3 | 24.0 | 10.3 | 85.4 | ..... | 2.8 | 3.1 | 92.4 | 0.7 | 0.2 | 1.1 | 1.6 | 3.6 | 34.6 | 29.3 | 7.3 | 20.0 | 28.4 | ..... | 24.7 | 47 |
| 21.4 | 28.6 | 12.6 | 69.3 | (2) | 5.9 | 11.0 | 82.0 | 0.4 | 1.1 | 1.2 | 9.6 | 4.9 | 21.7 | 19.9 | 3.7 | 8.0 | 13.6 | (2) | 11.3 | 48 |
| 21.7 | 35.0 | 10.1 | 62.6 | (2) | 4.7 | 8.0 | 78.2 | 2.1 | 4.6 | 4.0 | 1.8 | 8.5 | 33.9 | 32.4 | 6.9 | 15.4 | 27.7 | (2) | 15.9 | 49 |
| 42.9 | 67.3 | 23.2 | 9.5 | (2) | 12.4 | 35.8 | 14.4 | 1.1 | 1.9 | 10.5 | 16.6 | 32.4 | 7.3 | 17.6 | 0.5 | 0.4 | 0.7 | (2) | 1.0 | 50 |
| 42.1 | 55.8 | 18.4 | 32.7 | ..... | 11.9 | 23.6 | 42.1 | 4.8 | 6.3 | 7.0 | 15.6 | 17.3 | 11.6 | 24.7 | 0.5 | 1.0 | 1.3 | ..... | 1.7 | 51 |
| 53.9 | 58.9 | 20.7 | ..... | ..... | 12.5 | 23.8 | 9.5 | 5.3 | 8.4 | 8.9 | 10.1 | 43.3 | 3.7 | 15.9 | (3) | 0.1 | ..... | ..... | 0.7 | 52 |
| 47.4 | 51.7 | 19.6 | ..... | ..... | 8.7 | 25.2 | 13.1 | 2.5 | 4.0 | 24.0 | 10.1 | 43.5 | 9.0 | 21.3 | 0.5 | 0.8 | ..... | ..... | 2.6 | 53 |
| 62.6 | 69.6 | 15.1 | ..... | ..... | 40.0 | 32.3 | 6.8 | 0.7 | 1.5 | 9.2 | 14.9 | 58.0 | 3.4 | 15.6 | (3) | 0.1 | ..... | ..... | 0.3 | 54 |
| 47.3 | 60.2 | 13.7 | ..... | ..... | 15.0 | 23.6 | 5.1 | 15.9 | 11.9 | 6.2 | 17.6 | 34.5 | 9.2 | 26.0 | 0.2 | 0.5 | ..... | ..... | 2.7 | 55 |
| 41.0 | 52.6 | 13.5 | 11.3 | ..... | 12.2 | 13.7 | 38.1 | 4.9 | 6.7 | 17.9 | 3.5 | 27.5 | 16.5 | 29.7 | 0.1 | 2.0 | 1.9 | ..... | 2.0 | 56 |
| 50.3 | 59.7 | 15.9 | 6.5 | ..... | 12.9 | 20.0 | 9.5 | 9.8 | 12.6 | 27.9 | 12.1 | 25.8 | 17.8 | 27.6 | 0.1 | 1.5 | 0.3 | ..... | 2.2 | 57 |
| 54.2 | 54.1 | 15.4 | ..... | ..... | 9.1 | 34.8 | 10.8 | 8.6 | 9.1 | 13.4 | 42.7 | 13.2 | 16.0 | 27.5 | 0.6 | 3.5 | ..... | ..... | 6.0 | 58 |
| 46.1 | 56.6 | 15.8 | (2) | ..... | 8.1 | 23.3 | 11.6 | 2.8 | 0.1 | 36.6 | 13.5 | 35.3 | 12.2 | 27.0 | 0.1 | 0.6 | (2) | ..... | 1.8 | 59 |
| 51.4 | 59.3 | 15.6 | ..... | ..... | 19.6 | 25.8 | 2.4 | 6.6 | 43.5 | 10.5 | 22.9 | 8.3 | 25.5 | 33.9 | 1.7 | 2.5 | ..... | ..... | 10.5 | 60 |
| 55.8 | 64.5 | 16.4 | ..... | ..... | 18.6 | 30.5 | 5.1 | 11.2 | 28.2 | 12.9 | 24.4 | 11.7 | 20.3 | 29.7 | 1.0 | 2.3 | ..... | ..... | 6.7 | 61 |
| 39.3 | 42.1 | 15.9 | 4.1 | ..... | 16.1 | 27.4 | 3.6 | 5.0 | 34.4 | 20.1 | 21.9 | 8.6 | 26.2 | 28.8 | 1.7 | 4.6 | 2.0 | ..... | 10.2 | 62 |

## Table 46.—FARMS OF 30 TO 49 ACRES—SELECTED CHARACTERISTICS,

[Data are based on reports for only a sample of farms.

| | Region, division, and State | Number of farms 30 to 49 acres | Average for farms 30 to 49 acres | | | | Percent of land in farms 30 to 49 acres represented by— | | Percent of farms 30 to 49 acres reporting— | | | | | | | | | | | |
|---|---|---|---|---|---|---|---|---|---|---|---|---|---|---|---|---|---|---|---|---|
| | | | Total land per farm (acres) | Value of land and buildings (dollars) | | Farm products sold per farm (dollars) | Cropland harvested | Land pastured | Land owned | Land rented from others | Land rented to others | Cropland harvested | Cattle and calves | Milk cows | Hogs and pigs | Chickens 4 mo. old and over | No tractor, horses, or mules | Tractor with or without horses and/or mules | Electricity | Electric washing machine |
| | | | | Per farm | Per acre | | | | | | | | | | | | | | | |
| 1 | U.S..... | 623,582 | 38.4 | 5,586 | 144.25 | 1,754 | 44.7 | 28.9 | 71.5 | 37.1 | 13.1 | 87.7 | 70.2 | 62.7 | 54.8 | 80.3 | 26.8 | 24.7 | 72.9 | 48.6 |
| 2 | The North.. | 165,124 | 39.1 | 6,717 | 170.22 | 1,916 | 39.1 | 34.1 | 90.6 | 16.2 | 16.2 | 84.3 | 69.3 | 61.9 | 37.1 | 71.0 | 30.6 | 43.4 | 83.4 | 71.9 |
| 3 | The South.. | 412,141 | 38.1 | 3,836 | 99.78 | 1,307 | 46.4 | 26.8 | 61.9 | 47.2 | 12.7 | 89.2 | 71.2 | 63.7 | 65.4 | 86.1 | 25.9 | 13.3 | 66.8 | 35.7 |
| 4 | The West... | 46,317 | 38.3 | 16,936 | 439.26 | 5,108 | 49.2 | 28.0 | 88.5 | 21.6 | 6.1 | 86.6 | 64.5 | 57.3 | 22.7 | 62.7 | 21.6 | 59.2 | 90.7 | 80.9 |
| | Geo. Div. | | | | | | | | | | | | | | | | | | | |
| 5 | N.E..... | 10,028 | 38.4 | 9,295 | 242.66 | 3,789 | 27.5 | 25.8 | 96.0 | 11.6 | 5.1 | 87.1 | 57.8 | 50.7 | 13.4 | 48.8 | 43.3 | 39.0 | 91.2 | 75.6 |
| 6 | M.A..... | 27,213 | 39.1 | 9,212 | 234.76 | 2,916 | 41.7 | 22.5 | 94.6 | 13.7 | 9.0 | 90.2 | 62.9 | 55.1 | 29.1 | 68.5 | 25.2 | 55.4 | 92.2 | 83.3 |
| 7 | E.N.C... | 80,427 | 39.2 | 6,555 | 165.90 | 1,497 | 41.6 | 32.4 | 92.6 | 13.9 | 16.2 | 86.3 | 69.7 | 62.5 | 38.6 | 71.0 | 28.8 | 48.4 | 87.8 | 77.6 |
| 8 | W.N.C... | 47,456 | 39.0 | 5,027 | 126.48 | 1,736 | 35.8 | 45.4 | 83.8 | 22.4 | 22.5 | 76.7 | 74.6 | 67.3 | 44.1 | 77.0 | 34.2 | 28.9 | 69.1 | 54.9 |
| 9 | S.A..... | 160,642 | 38.1 | 4,456 | 115.93 | 1,638 | 48.2 | 18.9 | 61.0 | 48.2 | 11.7 | 92.2 | 61.6 | 54.2 | 68.1 | 84.0 | 27.3 | 14.2 | 71.7 | 38.2 |
| 10 | E.S.C... | 154,642 | 38.0 | 3,214 | 83.81 | 983 | 46.9 | 28.6 | 61.7 | 48.1 | 14.5 | 92.1 | 78.7 | 72.0 | 67.4 | 88.4 | 25.5 | 10.5 | 63.4 | 34.5 |
| 11 | W.S.C... | 96,857 | 38.4 | 3,809 | 98.61 | 1,288 | 42.8 | 37.2 | 64.0 | 44.4 | 11.3 | 79.5 | 75.3 | 66.1 | 58.0 | 85.8 | 24.4 | 16.2 | 64.1 | 33.3 |
| 12 | Mt..... | 14,244 | 38.9 | 10,731 | 274.28 | 3,463 | 53.4 | 26.2 | 87.3 | 25.0 | 7.0 | 90.5 | 73.0 | 65.4 | 33.6 | 67.3 | 17.1 | 50.0 | 85.4 | 74.7 |
| 13 | Pac..... | 32,073 | 38.0 | 19,685 | 513.90 | 5,847 | 47.3 | 28.8 | 89.0 | 20.1 | 5.7 | 84.9 | 60.7 | 53.7 | 17.9 | 60.6 | 23.6 | 63.3 | 93.0 | 83.7 |
| | N.E. | | | | | | | | | | | | | | | | | | | |
| 14 | Maine... | 2,750 | 38.3 | 3,983 | 105.09 | 1,772 | 29.1 | 21.9 | 96.4 | 7.8 | 5.1 | 89.1 | 57.8 | 49.5 | 16.0 | 43.3 | 49.8 | 28.0 | 84.7 | 71.3 |
| 15 | N.H..... | 1,425 | 38.3 | 7,037 | 182.53 | 3,660 | 22.5 | 23.4 | 96.1 | 9.1 | 4.2 | 83.5 | 48.8 | 41.8 | 13.3 | 46.3 | 53.0 | 32.3 | 94.4 | 77.2 |
| 16 | Vt..... | 935 | 37.5 | 5,671 | 150.82 | 1,385 | 32.5 | 39.5 | 97.9 | 9.6 | 7.0 | 94.7 | 61.5 | 56.1 | 10.7 | 42.8 | 47.6 | 23.0 | 90.4 | 79.1 |
| 17 | Mass.... | 2,680 | 38.4 | 12,247 | 320.18 | 4,908 | 27.2 | 24.5 | 96.2 | 14.5 | 4.7 | 84.9 | 57.9 | 51.3 | 14.2 | 53.0 | 37.4 | 49.9 | 94.0 | 77.6 |
| 18 | R.I..... | 301 | 37.4 | 16,395 | 434.84 | 5,637 | 28.1 | 25.8 | 93.0 | 19.9 | 10.0 | 80.1 | 58.1 | 49.8 | 11.6 | 43.2 | 43.2 | 51.8 | 88.4 | 59.8 |
| 19 | Conn.... | 1,937 | 39.2 | 15,860 | 403.75 | 5,683 | 26.7 | 28.5 | 94.7 | 14.6 | 5.0 | 87.3 | 62.3 | 55.9 | 10.1 | 56.6 | 32.9 | 50.3 | 94.8 | 78.3 |
| | M.A. | | | | | | | | | | | | | | | | | | | |
| 20 | N.Y..... | 9,771 | 39.4 | 9,525 | 242.77 | 2,777 | 40.0 | 25.4 | 96.7 | 12.6 | 11.0 | 90.5 | 58.4 | 51.3 | 15.9 | 58.4 | 25.2 | 55.6 | 94.0 | 83.3 |
| 21 | N.J..... | 2,477 | 38.5 | 17,777 | 470.02 | 7,219 | 40.3 | 13.3 | 94.7 | 17.3 | 7.5 | 79.3 | 34.8 | 30.8 | 19.4 | 65.8 | 20.0 | 68.2 | 94.2 | 77.8 |
| 22 | Pa..... | 14,965 | 39.0 | 7,669 | 194.30 | 2,238 | 43.0 | 22.1 | 93.1 | 13.9 | 7.9 | 91.9 | 70.5 | 61.5 | 39.3 | 75.6 | 26.1 | 53.1 | 90.7 | 84.2 |
| | E.N.C. | | | | | | | | | | | | | | | | | | | |
| 23 | Ohio.... | 19,328 | 39.2 | 7,529 | 190.53 | 1,428 | 39.7 | 34.5 | 91.9 | 15.0 | 15.6 | 86.3 | 72.9 | 64.7 | 41.8 | 75.1 | 26.6 | 50.0 | 91.7 | 80.9 |
| 24 | Ind..... | 16,987 | 39.2 | 6,121 | 155.47 | 1,552 | 39.9 | 34.3 | 92.8 | 13.3 | 20.6 | 80.8 | 74.0 | 65.6 | 52.7 | 75.2 | 32.2 | 43.2 | 89.0 | 78.5 |
| 25 | Ill..... | 12,143 | 39.0 | 6,391 | 162.46 | 1,652 | 39.7 | 37.5 | 88.1 | 21.4 | 25.7 | 80.4 | 72.6 | 65.1 | 55.7 | 81.3 | 28.7 | 38.9 | 75.0 | 64.2 |
| 26 | Mich.... | 20,866 | 39.2 | 6,282 | 159.35 | 1,301 | 43.6 | 24.9 | 95.3 | 9.8 | 11.9 | 91.0 | 60.6 | 53.9 | 24.3 | 63.1 | 26.8 | 56.1 | 92.1 | 82.7 |
| 27 | Wis..... | 11,103 | 39.5 | 6,225 | 155.41 | 1,716 | 45.8 | 34.1 | 93.9 | 12.4 | 8.3 | 92.7 | 71.7 | 67.3 | 19.2 | 61.2 | 29.3 | 49.6 | 85.2 | 75.6 |
| | W.N.C. | | | | | | | | | | | | | | | | | | | |
| 28 | Minn.... | 8,861 | 39.3 | 5,218 | 131.53 | 1,810 | 40.0 | 35.7 | 91.3 | 14.6 | 20.1 | 87.8 | 66.8 | 62.8 | 27.3 | 61.9 | 33.1 | 42.0 | 71.8 | 61.8 |
| 29 | Iowa.... | 7,334 | 39.1 | 8,085 | 200.40 | 2,394 | 44.4 | 39.9 | 89.1 | 18.7 | 31.2 | 82.5 | 78.0 | 71.1 | 59.1 | 81.4 | 28.3 | 43.7 | 81.0 | 71.9 |
| 30 | Mo..... | 23,078 | 39.0 | 3,845 | 96.31 | 1,273 | 31.1 | 50.7 | 79.4 | 25.5 | 14.8 | 72.8 | 76.4 | 68.6 | 48.1 | 80.9 | 38.2 | 16.4 | 63.1 | 45.8 |
| 31 | N.Dak... | 435 | 38.0 | 3,840 | 100.67 | 1,729 | 36.9 | 38.8 | 82.8 | 21.8 | 40.2 | 66.7 | 60.9 | 51.7 | 19.5 | 59.8 | 36.8 | 31.0 | 56.3 | 49.4 |
| 32 | S.Dak... | 922 | 38.8 | 5,284 | 137.95 | 2,647 | 36.5 | 47.5 | 84.3 | 22.2 | 47.3 | 75.6 | 67.9 | 58.6 | 41.2 | 81.9 | 23.9 | 40.2 | 58.8 | 46.7 |
| 33 | Nebr.... | 2,240 | 38.4 | 6,294 | 163.62 | 3,653 | 44.7 | 40.0 | 81.2 | 27.0 | 42.5 | 72.6 | 71.9 | 62.7 | 39.8 | 80.8 | 27.1 | 43.3 | 81.2 | 67.3 |
| 34 | Kans.... | 4,586 | 38.6 | 5,522 | 141.64 | 1,565 | 32.7 | 49.2 | 83.8 | 25.1 | 36.0 | 68.6 | 78.7 | 68.9 | 37.5 | 78.7 | 31.1 | 32.6 | 72.4 | 56.6 |
| | S.A. | | | | | | | | | | | | | | | | | | | |
| 35 | Del..... | 923 | 38.7 | 7,326 | 192.24 | 7,841 | 44.7 | 12.0 | 87.5 | 21.1 | 8.2 | 89.6 | 49.9 | 43.4 | 49.5 | 69.9 | 23.0 | 41.6 | 79.1 | 69.2 |
| 36 | Md..... | 3,819 | 38.5 | 7,986 | 198.14 | 2,742 | 34.6 | 21.2 | 87.7 | 21.5 | 11.8 | 86.8 | 58.7 | 49.8 | 48.5 | 79.8 | 24.8 | 41.9 | 81.9 | 65.5 |
| 37 | D.C. [4]... | 4 | 38.5 | (*) | (*) | (*) | (*) | (*) | (*) | (*) | (*) | ..... | (*) | (*) | (*) | (*) | (*) | (*) | (*) | (*) |
| 38 | Va..... | 19,563 | 38.6 | 4,755 | 122.13 | 1,098 | 28.7 | 32.2 | 85.8 | 24.9 | 10.1 | 87.4 | 76.8 | 69.8 | 66.9 | 85.9 | 30.5 | 13.1 | 71.1 | 49.3 |
| 39 | W.Va.... | 11,025 | 39.0 | 3,687 | 94.59 | 449 | 18.0 | 49.7 | 89.8 | 16.0 | 5.4 | 87.8 | 76.9 | 69.2 | 49.6 | 82.7 | 39.4 | 7.6 | 71.3 | 58.8 |
| 40 | N.C..... | 56,006 | 38.0 | 5,202 | 135.18 | 2,065 | 49.5 | 14.7 | 59.3 | 52.7 | 14.9 | 95.4 | 57.7 | 51.9 | 74.0 | 85.7 | 22.2 | 16.6 | 76.0 | 43.9 |
| 41 | S.C..... | 25,731 | 37.7 | 3,731 | 98.17 | 1,369 | 62.4 | 10.0 | 48.3 | 61.3 | 12.7 | 95.7 | 60.0 | 51.8 | 74.0 | 87.0 | 22.9 | 9.8 | 67.2 | 24.2 |
| 42 | Ga..... | 34,736 | 37.8 | 2,677 | 70.20 | 1,284 | 60.6 | 12.8 | 40.4 | 64.3 | 10.0 | 91.7 | 58.6 | 50.5 | 67.7 | 81.9 | 31.5 | 11.2 | 69.3 | 24.4 |
| 43 | Fla..... | 8,839 | 38.2 | 7,544 | 198.54 | 2,344 | 38.4 | 25.0 | 83.9 | 23.8 | 7.5 | 81.8 | 52.5 | 39.2 | 50.2 | 72.7 | 34.9 | 18.6 | 62.7 | 31.4 |
| | E.S.C. | | | | | | | | | | | | | | | | | | | |
| 44 | Ky..... | 28,803 | 38.4 | 3,794 | 97.96 | 1,057 | 29.1 | 42.4 | 84.0 | 27.6 | 18.2 | 91.7 | 81.8 | 75.5 | 55.9 | 86.2 | 28.6 | 10.6 | 63.1 | 47.1 |
| 45 | Tenn.... | 36,658 | 38.1 | 3,951 | 103.13 | 1,019 | 41.5 | 31.2 | 70.2 | 42.4 | 18.7 | 90.7 | 79.5 | 73.5 | 64.6 | 88.6 | 28.8 | 12.4 | 68.9 | 45.7 |
| 46 | Ala..... | 46,728 | 38.0 | 2,780 | 72.51 | 921 | 56.0 | 19.3 | 51.2 | 58.4 | 11.6 | 92.9 | 77.4 | 70.6 | 71.7 | 88.2 | 21.6 | 10.4 | 65.9 | 30.1 |
| 47 | Miss.... | 42,453 | 37.7 | 2,678 | 70.19 | 975 | 53.7 | 27.1 | 50.7 | 55.6 | 11.4 | 92.6 | 77.3 | 69.8 | 72.8 | 89.8 | 24.8 | 9.1 | 56.1 | 21.2 |
| | W.S.C. | | | | | | | | | | | | | | | | | | | |
| 48 | Ark..... | 31,895 | 38.7 | 3,345 | 85.79 | 1,391 | 46.1 | 31.9 | 61.8 | 44.7 | 8.6 | 84.0 | 72.4 | 65.3 | 59.7 | 86.9 | 22.9 | 14.2 | 64.7 | 37.0 |
| 49 | La..... | 26,141 | 37.8 | 3,937 | 103.67 | 1,336 | 46.3 | 30.7 | 59.1 | 48.5 | 9.4 | 84.1 | 80.7 | 71.6 | 71.5 | 90.6 | 16.9 | 13.9 | 64.9 | 36.4 |
| 50 | Okla.... | 11,303 | 38.8 | 3,217 | 82.12 | 668 | 26.0 | 56.5 | 73.0 | 34.8 | 15.4 | 65.3 | 78.3 | 68.1 | 50.5 | 83.3 | 30.7 | 14.0 | 52.0 | 26.5 |
| 51 | Tex..... | 27,518 | 38.4 | 4,500 | 116.60 | 1,359 | 42.8 | 41.4 | 67.5 | 44.0 | 14.7 | 75.8 | 72.1 | 61.0 | 46.3 | 81.2 | 30.7 | 21.5 | 67.5 | 28.9 |
| | Mt. | | | | | | | | | | | | | | | | | | | |
| 52 | Mont.... | 920 | 39.7 | 7,927 | 205.80 | 1,655 | 33.5 | 44.1 | 92.4 | 17.4 | 15.2 | 76.6 | 71.7 | 62.5 | 26.6 | 69.6 | 28.8 | 42.9 | 84.2 | 73.4 |
| 53 | Idaho... | 4,602 | 39.0 | 10,569 | 268.45 | 3,312 | 58.2 | 25.3 | 86.2 | 19.7 | 6.0 | 94.9 | 82.1 | 76.8 | 27.6 | 69.1 | 13.5 | 56.4 | 95.2 | 88.0 |
| 54 | Wyo..... | 290 | 40.3 | 8,512 | 217.41 | 2,483 | 39.0 | 36.5 | 79.3 | 31.0 | 12.1 | 72.4 | 63.8 | 56.9 | 31.0 | 56.9 | 31.0 | 39.7 | 79.3 | 72.4 |
| 55 | Colo.... | 2,287 | 38.8 | 9,960 | 255.88 | 5,772 | 48.3 | 27.6 | 82.6 | 31.3 | 8.7 | 87.7 | 70.0 | 62.4 | 36.6 | 77.3 | 15.7 | 54.0 | 90.4 | 74.0 |
| 56 | N.Mex... | 1,706 | 38.0 | 9,298 | 244.60 | 2,579 | 51.3 | 25.6 | 89.2 | 27.3 | 4.7 | 90.0 | 58.7 | 46.7 | 46.4 | 70.4 | 19.1 | 37.9 | 58.7 | 38.7 |
| 57 | Ariz.... | 1,139 | 38.0 | 15,843 | 411.43 | 3,976 | 48.8 | 23.2 | 88.5 | 23.7 | 4.6 | 82.4 | 49.8 | 43.5 | 16.2 | 57.7 | 26.9 | 47.6 | 67.3 | 54.6 |
| 58 | Utah.... | 2,955 | 39.2 | 11,920 | 300.68 | 3,010 | 61.2 | 21.7 | 89.7 | 30.3 | 7.1 | 95.6 | 79.7 | 72.6 | 43.0 | 57.9 | 12.9 | 49.9 | 91.4 | 85.6 |
| 59 | Nev..... | 345 | 40.7 | 8,929 | 218.35 | 1,827 | 47.9 | 23.4 | 91.3 | 15.9 | ..... | 87.0 | 72.5 | 49.3 | 29.0 | 76.8 | 26.1 | 34.8 | 68.1 | 56.5 |
| | Pac. | | | | | | | | | | | | | | | | | | | |
| 60 | Wash.... | 8,986 | 38.1 | 11,542 | 298.44 | 3,792 | 31.7 | 38.7 | 92.5 | 14.7 | 4.5 | 83.7 | 79.3 | 71.2 | 19.5 | 63.4 | 25.1 | 56.6 | 93.0 | 86.3 |
| 61 | Oreg.... | 7,195 | 38.5 | 11,707 | 306.06 | 2,968 | 36.4 | 35.9 | 91.7 | 16.2 | 7.2 | 82.6 | 72.6 | 64.1 | 23.6 | 69.2 | 24.9 | 59.7 | 93.0 | 84.7 |
| 62 | Calif... | 15,893 | 37.7 | 28,145 | 738.37 | 8,151 | 61.2 | 19.9 | 85.9 | 25.0 | 5.7 | 86.7 | 44.8 | 39.0 | 14.4 | 55.2 | 22.3 | 68.8 | 93.0 | 81.8 |

*Not available. [1]Totals for those States for which data are available by size of farm. [2]Not tabulated by size of farm. [3]0.05 percent or less. [4]Data for District of Columbia not included in totals.

## BY DIVISIONS AND STATES: CENSUS OF 1950

See text. Base data in Volume I].

| Percent of farms 30 to 49 acres reporting—Continued | | | | | Percent of total value of farm products sold for farms 30 to 49 acres represented by expenditures for— | | Percent distribution of total value of farm products sold for farms 30 to 49 acres, by source (horticultural specialties and forest products not shown) | | | | | | Percent of totals for all farms represented by totals for farms of 30 to 49 acres | | | | | | | |
|---|---|---|---|---|---|---|---|---|---|---|---|---|---|---|---|---|---|---|---|---|
| Operator working off farm 100 days or more | Other income of family exceeding farm products sold | Operator 65 years old and over | Cotton harvested | Tobacco harvested | Hired labor | Feed | Field crops | Vegetables | Fruits and nuts | Dairy products | Poultry and products | Other livestock and products | Number of farms | Noncommercial farms (number) | Land in farms (acres) | Cropland harvested (acres) | Cotton harvested (acres) | Tobacco harvested (acres) | Value of farm products sold (dollars) | |
| 28.5 | 38.7 | 15.7 | [1]32.6 | [1]12.9 | 9.5 | 18.0 | 41.2 | 4.2 | 8.6 | 11.1 | 15.3 | 16.4 | 11.6 | 16.5 | 2.1 | 3.1 | [1]9.3 | [1]15.4 | 4.5 | 1 |
| 40.8 | 45.8 | 22.1 | [1] 2.0 | [1]1.9 | 8.7 | 27.2 | 14.5 | 5.5 | 4.1 | 16.6 | 27.0 | 26.6 | 7.3 | 16.3 | 1.5 | 1.2 | [1]12.3 | [1]9.3 | 2.4 | 2 |
| 23.1 | 36.0 | 13.5 | 48.1 | 18.7 | 6.5 | 11.9 | 69.2 | 2.4 | 2.7 | 4.2 | 9.8 | 10.1 | 15.5 | 17.4 | 4.0 | 7.5 | 9.6 | 15.9 | 7.7 | 3 |
| 33.4 | 38.1 | 12.3 | [1]4.5 | ..... | 17.5 | 20.0 | 13.3 | 6.7 | 27.8 | 19.4 | 12.6 | 17.5 | 10.0 | 10.5 | 0.5 | 2.2 | [1]3.1 | ..... | 5.4 | 4 |
| 50.4 | 52.9 | 20.8 | ..... | 3.6 | 12.7 | 43.1 | 13.2 | 4.5 | 3.4 | 17.4 | 50.3 | 6.1 | 9.7 | 13.3 | 3.1 | 3.7 | ..... | 11.6 | 5.6 | 5 |
| 45.6 | 48.3 | 19.3 | ..... | 3.4 | 11.8 | 37.1 | 9.8 | 8.6 | 5.9 | 14.5 | 41.6 | 11.5 | 9.2 | 14.1 | 3.3 | 3.6 | ..... | 12.4 | 4.9 | 6 |
| 43.9 | 47.4 | 21.6 | (2) | 2.2 | 7.7 | 20.8 | 14.7 | 6.2 | 5.2 | 20.1 | 18.5 | 29.3 | 9.1 | 18.5 | 2.8 | 2.2 | (2) | 5.8 | 2.7 | 7 |
| 30.6 | 40.1 | 24.9 | 6.8 | (2) | 5.6 | 20.9 | 19.2 | 2.2 | 1.0 | 13.2 | 16.6 | 44.7 | 4.8 | 15.5 | 0.7 | 0.5 | 12.3 | (2) | 1.3 | 8 |
| 23.7 | 34.0 | 13.3 | 42.5 | 32.2 | 6.3 | 12.0 | 69.8 | 3.0 | 4.0 | 2.6 | 12.8 | 6.1 | 16.8 | 16.7 | 6.0 | 11.7 | 18.1 | 18.6 | 11.1 | 9 |
| 20.5 | 34.5 | 13.1 | 52.4 | 16.4 | 4.9 | 8.9 | 71.5 | 1.2 | 0.7 | 5.6 | 4.8 | 14.7 | 16.9 | 18.5 | 7.4 | 12.2 | 17.1 | 9.6 | 10.2 | 10 |
| 26.0 | 41.7 | 14.3 | 50.5 | (2) | 9.1 | 15.4 | 65.1 | 2.8 | 2.7 | 5.8 | 9.7 | 12.8 | 12.4 | 16.9 | 1.8 | 3.2 | 4.9 | (2) | 3.9 | 11 |
| 34.2 | 39.0 | 13.2 | [1]3.4 | ..... | 10.3 | 16.6 | 25.5 | 5.6 | 5.1 | 18.3 | 8.0 | 36.7 | 7.3 | 10.7 | 0.2 | 1.2 | [1]1.8 | ..... | 2.8 | 12 |
| 33.0 | 37.7 | 11.9 | 5.0 | ..... | 19.4 | 20.9 | 10.0 | 7.0 | 33.9 | 19.7 | 13.8 | 12.3 | 12.0 | 10.4 | 1.6 | 3.7 | 4.0 | ..... | 7.1 | 13 |
| 55.8 | 64.9 | 19.5 | ..... | ..... | 6.2 | 43.0 | 19.0 | 1.7 | 3.4 | 8.1 | 59.3 | 6.1 | 9.1 | 13.8 | 2.5 | 3.3 | ..... | ..... | 3.0 | 14 |
| 57.2 | 60.0 | 21.1 | ..... | (2) | 12.1 | 50.1 | 4.5 | 1.8 | 2.6 | 6.6 | 76.3 | 2.5 | 10.6 | 13.6 | 3.2 | 4.2 | ..... | (2) | 7.8 | 15 |
| 58.3 | 60.4 | 24.1 | ..... | (2) | 6.9 | 50.8 | 5.4 | 3.2 | 1.2 | 53.9 | 20.8 | 9.2 | 4.9 | 10.2 | 1.0 | 1.3 | ..... | (2) | 1.1 | 16 |
| 43.7 | 41.8 | 19.8 | ..... | 6.0 | 13.2 | 42.0 | 9.7 | 5.9 | 5.1 | 21.8 | 44.1 | 9.1 | 12.1 | 13.3 | 6.3 | 7.5 | ..... | 12.3 | 8.2 | 17 |
| 36.5 | 36.5 | 29.9 | ..... | ..... | 10.9 | 35.1 | 5.6 | 4.3 | 1.1 | 34.6 | 29.3 | 7.4 | 11.6 | 11.8 | 5.8 | 7.4 | ..... | ..... | 9.4 | 18 |
| 45.2 | 44.7 | 21.2 | ..... | 10.2 | 15.8 | 42.0 | 20.8 | 5.4 | 2.3 | 13.7 | 49.6 | 3.6 | 12.4 | 14.8 | 5.9 | 6.4 | ..... | 11.3 | 7.5 | 19 |
| 45.8 | 47.2 | 20.4 | ..... | (2) | 13.9 | 34.0 | 8.9 | 12.8 | 8.2 | 14.9 | 37.3 | 8.2 | 7.8 | 13.6 | 2.4 | 2.6 | ..... | (2) | 3.7 | 20 |
| 28.1 | 33.8 | 16.4 | ..... | ..... | 14.7 | 40.0 | 6.3 | 11.3 | 5.2 | 8.0 | 52.5 | 5.4 | 10.0 | 11.2 | 5.5 | 4.8 | ..... | ..... | 7.5 | 21 |
| 48.4 | 51.5 | 19.2 | ..... | 6.3 | 8.6 | 38.1 | 12.6 | 3.6 | 4.5 | 17.9 | 38.7 | 17.6 | 10.2 | 14.8 | 4.1 | 4.4 | ..... | 12.4 | 5.2 | 22 |
| 47.9 | 50.7 | 22.0 | ..... | 4.5 | 7.7 | 22.3 | 18.5 | 3.4 | 3.9 | 17.7 | 21.5 | 26.5 | 9.7 | 15.9 | 3.6 | 2.9 | ..... | 7.6 | 3.5 | 23 |
| 44.0 | 47.1 | 22.7 | ..... | 3.6 | 4.2 | 23.6 | 14.5 | 3.3 | 1.1 | 13.9 | 22.7 | 40.4 | 10.2 | 17.9 | 3.4 | 2.4 | ..... | 6.2 | 3.3 | 24 |
| 37.3 | 43.9 | 22.9 | (2) | (2) | 7.8 | 19.1 | 13.8 | 9.1 | 1.2 | 10.2 | 15.9 | 41.2 | 6.2 | 16.1 | 1.5 | 0.9 | (2) | (2) | 1.4 | 25 |
| 48.1 | 51.6 | 19.7 | ..... | ..... | 12.1 | 17.6 | 17.6 | 10.5 | 15.5 | 17.8 | 16.0 | 16.1 | 13.4 | 24.1 | 4.7 | 4.5 | ..... | ..... | 5.2 | 26 |
| 36.3 | 37.8 | 21.3 | ..... | 2.7 | 6.2 | 21.4 | 6.5 | 5.0 | 2.4 | 45.8 | 14.5 | 23.6 | 6.6 | 18.4 | 1.9 | 2.0 | ..... | 4.1 | 2.3 | 27 |
| 33.9 | 42.7 | 23.0 | ..... | (2) | 8.1 | 23.7 | 8.5 | 4.3 | 1.2 | 20.7 | 27.8 | 28.9 | 4.9 | 18.4 | 1.1 | 0.7 | ..... | (2) | 1.5 | 28 |
| 25.7 | 25.1 | 31.2 | ..... | (2) | 3.6 | 18.4 | 9.1 | 1.4 | 0.2 | 10.5 | 16.0 | 60.5 | 3.6 | 11.6 | 0.8 | 0.6 | ..... | (2) | 1.0 | 29 |
| 30.6 | 44.5 | 21.4 | 14.0 | (2) | 6.7 | 21.6 | 38.6 | 1.6 | 1.3 | 13.6 | 11.8 | 31.0 | 10.0 | 18.3 | 2.6 | 2.3 | 12.3 | (2) | 3.7 | 30 |
| 27.6 | 35.6 | 33.3 | ..... | ..... | 4.0 | 21.7 | 13.3 | 0.1 | 0.1 | 8.4 | 24.3 | 53.9 | 0.7 | 7.0 | (3) | (3) | ..... | ..... | 0.2 | 31 |
| 20.1 | 30.9 | 30.9 | ..... | ..... | 5.0 | 23.9 | 5.3 | 0.1 | (3) | 6.2 | 16.6 | 68.5 | 1.4 | 7.9 | 0.1 | 0.1 | ..... | ..... | 0.5 | 32 |
| 24.7 | 30.0 | 28.3 | ..... | ..... | 2.7 | 17.4 | 7.9 | 1.0 | 0.4 | 5.4 | 11.3 | 74.0 | 2.1 | 8.4 | 0.2 | 0.2 | ..... | ..... | 1.0 | 33 |
| 36.7 | 44.4 | 32.2 | ..... | (2) | 4.4 | 21.3 | 11.0 | 4.4 | 2.1 | 13.9 | 18.3 | 48.5 | 3.5 | 11.4 | 0.4 | 0.3 | ..... | (2) | 0.9 | 34 |
| 28.2 | 37.2 | 18.5 | ..... | ..... | 4.4 | 52.9 | 2.6 | 1.0 | 0.2 | 0.9 | 90.6 | 1.7 | 12.4 | 20.0 | 4.2 | 4.1 | ..... | ..... | 8.4 | 35 |
| 37.5 | 45.2 | 17.8 | ..... | 15.6 | 8.7 | 42.7 | 19.4 | 6.6 | 2.3 | 6.7 | 55.5 | 7.8 | 10.6 | 14.8 | 3.6 | 3.3 | ..... | 8.0 | 5.2 | 36 |
| (*) | (*) | (*) | ..... | (*) | (*) | (*) | (*) | (*) | (*) | (*) | (*) | (*) | 14.3 | (*) | 12.2 | (*) | ..... | (*) | (*) | 37 |
| 35.0 | 44.7 | 19.7 | 6.2 | 26.9 | 6.2 | 23.1 | 46.7 | 2.5 | 1.5 | 6.4 | 24.5 | 14.9 | 13.0 | 15.7 | 4.8 | 6.5 | 16.7 | 9.5 | 5.9 | 38 |
| 49.2 | 67.3 | 19.2 | ..... | 2.9 | 6.2 | 52.7 | 8.3 | 1.0 | 1.6 | 16.1 | 39.9 | 30.6 | 13.5 | 16.6 | 5.3 | 6.3 | ..... | 9.7 | 4.4 | 39 |
| 17.3 | 24.1 | 11.6 | 45.1 | 57.4 | 5.9 | 5.5 | 88.4 | 1.1 | 0.4 | 1.4 | 3.6 | 4.1 | 19.4 | 17.1 | 11.0 | 18.1 | 23.8 | 21.6 | 19.4 | 40 |
| 18.8 | 28.8 | 11.1 | 73.9 | 28.1 | 5.8 | 4.2 | 89.3 | 1.8 | 0.9 | 1.1 | 2.3 | 4.0 | 18.5 | 16.2 | 8.1 | 15.3 | 18.8 | 21.9 | 15.2 | 41 |
| 19.5 | 31.8 | 10.8 | 62.0 | 15.9 | 4.2 | 12.9 | 70.1 | 2.8 | 0.3 | 1.4 | 17.0 | 6.8 | 17.5 | 17.4 | 5.1 | 11.2 | 14.4 | 14.9 | 10.8 | 42 |
| 32.7 | 49.5 | 17.1 | 14.7 | 7.9 | 13.3 | 12.7 | 9.7 | 16.2 | 43.8 | 7.0 | 9.3 | 7.2 | 15.5 | 18.2 | 2.0 | 7.5 | 15.2 | 6.6 | 5.4 | 43 |
| 24.5 | 38.7 | 17.5 | 0.4 | 50.4 | 7.0 | 11.8 | 57.0 | 0.9 | 0.7 | 9.3 | 5.3 | 24.7 | 13.2 | 17.6 | 5.7 | 6.3 | 6.7 | 8.7 | 6.3 | 44 |
| 22.6 | 34.8 | 15.2 | 32.3 | 29.6 | 5.3 | 10.2 | 63.0 | 1.4 | 1.1 | 8.4 | 5.8 | 19.1 | 15.8 | 17.1 | 7.5 | 10.3 | 15.9 | 12.4 | 10.1 | 45 |
| 19.6 | 33.4 | 10.4 | 77.3 | (2) | 4.1 | 7.3 | 79.6 | 1.2 | 0.8 | 1.9 | 4.8 | 10.2 | 22.1 | 20.6 | 8.5 | 17.3 | 20.5 | (2) | 14.5 | 46 |
| 17.0 | 32.4 | 12.0 | 77.6 | ..... | 3.8 | 7.2 | 81.0 | 1.1 | 0.3 | 4.4 | 3.7 | 8.6 | 16.9 | 18.8 | 7.7 | 14.0 | 15.2 | ..... | 11.5 | 47 |
| 22.8 | 37.9 | 12.5 | 56.5 | (2) | 9.1 | 15.1 | 71.6 | 1.0 | 2.3 | 3.0 | 12.3 | 9.2 | 17.5 | 20.6 | 6.5 | 9.6 | 12.1 | (2) | 10.3 | 48 |
| 21.3 | 35.0 | 9.9 | 61.8 | (2) | 7.2 | 9.4 | 75.9 | 2.1 | 2.1 | 5.8 | 2.1 | 11.2 | 21.1 | 19.4 | 8.8 | 14.6 | 21.3 | (2) | 12.9 | 49 |
| 34.0 | 59.3 | 18.4 | 19.0 | (2) | 7.9 | 31.2 | 27.4 | 2.6 | 2.6 | 11.4 | 14.7 | 37.6 | 8.0 | 16.3 | 1.2 | 1.0 | 2.0 | (2) | 1.4 | 50 |
| 31.1 | 45.2 | 18.7 | 45.7 | ..... | 11.3 | 18.4 | 54.2 | 5.6 | 3.7 | 8.2 | 12.9 | 13.9 | 8.3 | 13.4 | 0.7 | 1.6 | 2.1 | ..... | 1.9 | 51 |
| 40.8 | 52.7 | 24.5 | ..... | ..... | 6.6 | 20.6 | 23.0 | 1.8 | 5.8 | 15.1 | 12.3 | 41.7 | 2.6 | 9.3 | 0.1 | 0.2 | ..... | ..... | 0.5 | 52 |
| 28.5 | 30.9 | 12.0 | ..... | ..... | 8.3 | 13.2 | 35.5 | 2.7 | 4.2 | 24.5 | 4.9 | 26.4 | 11.4 | 11.9 | 1.4 | 2.9 | ..... | ..... | 5.3 | 53 |
| 55.2 | 63.8 | 8.6 | ..... | ..... | 10.8 | 6.3 | 17.9 | 0.1 | 0.2 | 7.9 | 1.9 | 70.3 | 2.3 | 9.3 | (3) | 0.2 | ..... | ..... | 0.5 | 54 |
| 35.2 | 43.1 | 12.7 | ..... | ..... | 8.2 | 18.5 | 6.9 | 7.9 | 6.6 | 7.7 | 2.9 | 67.7 | 5.0 | 10.2 | 0.2 | 0.6 | ..... | ..... | 2.9 | 55 |
| 30.8 | 40.4 | 15.2 | 21.4 | ..... | 17.6 | 15.8 | 58.2 | 1.7 | 3.2 | 19.3 | 3.7 | 13.8 | 7.3 | 9.3 | 0.1 | 1.7 | 3.4 | ..... | 2.3 | 56 |
| 31.2 | 38.2 | 15.9 | 10.6 | ..... | 15.0 | 17.0 | 25.8 | 4.5 | 5.4 | 29.1 | 15.1 | 19.8 | 10.9 | 9.8 | 0.1 | 2.4 | 0.7 | ..... | 2.1 | 57 |
| 40.1 | 40.3 | 10.5 | ..... | ..... | 12.2 | 19.9 | 21.8 | 11.2 | 5.7 | 18.1 | 18.5 | 24.4 | 12.2 | 12.7 | 1.1 | 5.4 | ..... | ..... | 6.2 | 58 |
| 46.4 | 46.4 | 13.0 | (2) | ..... | 5.9 | 16.1 | 31.0 | ..... | (3) | 20.8 | 10.0 | 38.2 | 11.1 | 18.8 | 0.2 | 1.7 | (2) | ..... | 1.7 | 59 |
| 39.7 | 48.1 | 12.9 | ..... | ..... | 17.4 | 25.6 | 8.2 | 5.0 | 29.5 | 22.0 | 19.3 | 10.5 | 12.9 | 12.9 | 1.9 | 2.6 | ..... | ..... | 8.1 | 60 |
| 42.7 | 51.0 | 12.1 | ..... | ..... | 17.2 | 22.5 | 11.2 | 13.0 | 22.5 | 19.2 | 16.6 | 10.8 | 12.0 | 12.9 | 1.4 | 3.2 | ..... | ..... | 6.5 | 61 |
| 24.9 | 25.8 | 11.2 | 10.0 | ..... | 20.3 | 19.5 | 10.3 | 6.5 | 36.8 | 19.2 | 12.0 | 13.0 | 11.6 | 6.7 | 1.7 | 4.6 | 4.0 | ..... | 7.0 | 62 |

## Table 47.–FARMS OF 50 TO 69 ACRES–SELECTED CHARACTERISTICS,

[Data are based on reports for only a sample of farms.

| | Region, division, and State | Number of farms 50 to 69 acres | Average for farms 50 to 69 acres | | | Percent of land in farms 50 to 69 acres represented by— | | | Percent of farms 50 to 69 acres reporting— | | | | Percent of total value of farm products sold for farms 50 to 69 acres represented by expenditures for— | | | | | |
|---|---|---|---|---|---|---|---|---|---|---|---|---|---|---|---|---|---|---|
| | | | Total land per farm (acres) | Value of land and buildings (dollars) | | Farm products sold per farm (dollars) | Cropland harvested | Cropland not harvested and not pastured | Land pastured | Tractor | | Electricity | Electric washing machine | Machine hire | Hired labor | Feed | Purchase of livestock and poultry | Gasoline and other petroleum fuel and oil | Farm machinery repairs |
| | | | | Per farm | Per acre | | | | | With horses and/or mules | Without horses or mules | | | | | | | | |
| 1 | U.S..... | 426,048 | 58.1 | 6,727 | 114.94 | 2,082 | 39.9 | 7.6 | 31.4 | 13.3 | 19.3 | 76.7 | 53.6 | 3.0 | 9.7 | 17.6 | 7.6 | 4.0 | 2.4 |
| 2 | The North.. | 128,282 | 58.5 | 8,070 | 136.69 | 2,461 | 41.6 | 7.7 | 32.5 | 15.9 | 37.3 | 85.5 | 75.2 | 3.1 | 8.5 | 25.0 | 10.3 | 4.7 | 3.0 |
| 3 | The South.. | 275,020 | 57.8 | 4,840 | 82.99 | 1,538 | 38.2 | 7.7 | 31.0 | 11.4 | 8.7 | 71.3 | 41.1 | 2.9 | 7.4 | 12.6 | 5.6 | 3.3 | 1.7 |
| 4 | The West... | 22,746 | 58.0 | 22,084 | 379.51 | 6,419 | 49.9 | 5.6 | 29.7 | 21.6 | 46.7 | 92.5 | 83.2 | 2.8 | 18.9 | 16.0 | 7.6 | 4.3 | 2.8 |
| | Geo. Div. | | | | | | | | | | | | | | | | | | |
| 5 | N.E..... | 9,644 | 58.7 | 9,175 | 153.86 | 4,142 | 27.1 | 7.3 | 27.3 | 8.9 | 33.9 | 89.0 | 75.4 | 1.0 | 14.5 | 41.8 | 7.5 | 3.2 | 1.8 |
| 6 | M.A..... | 30,905 | 58.3 | 8,890 | 152.18 | 3,080 | 42.4 | 12.1 | 24.9 | 18.7 | 41.7 | 91.1 | 82.9 | 2.6 | 11.3 | 31.4 | 9.6 | 4.6 | 3.2 |
| 7 | E.N.C... | 59,359 | 58.5 | 8,246 | 139.68 | 2,058 | 45.2 | 7.4 | 31.5 | 16.0 | 42.4 | 89.7 | 80.1 | 3.9 | 6.5 | 18.3 | 8.7 | 5.5 | 3.5 |
| 8 | W.N.C... | 28,374 | 58.7 | 6,387 | 107.27 | 2,160 | 38.2 | 3.6 | 44.7 | 15.2 | 22.9 | 69.6 | 56.6 | 3.2 | 5.2 | 19.0 | 16.2 | 4.0 | 2.5 |
| 9 | S.A..... | 115,118 | 57.8 | 5,278 | 90.60 | 1,793 | 38.3 | 8.3 | 22.3 | 12.4 | 6.8 | 74.6 | 42.8 | 2.8 | 6.7 | 13.4 | 4.6 | 3.3 | 1.4 |
| 10 | E.S.C... | 101,669 | 57.9 | 4,296 | 73.63 | 1,222 | 37.5 | 7.8 | 34.7 | 10.2 | 6.8 | 68.2 | 41.4 | 3.1 | 6.0 | 9.7 | 6.6 | 3.0 | 1.7 |
| 11 | W.S.C... | 58,233 | 57.9 | 4,916 | 84.18 | 1,598 | 39.3 | 6.5 | 41.6 | 11.4 | 15.5 | 70.0 | 37.4 | 3.1 | 10.7 | 14.7 | 6.5 | 3.8 | 2.2 |
| 12 | Mt..... | 7,479 | 58.4 | 13,863 | 236.33 | 4,547 | 55.3 | 4.7 | 28.1 | 31.0 | 29.1 | 87.7 | 77.5 | 3.7 | 11.3 | 14.7 | 10.3 | 4.7 | 3.0 |
| 13 | Pac..... | 15,267 | 57.8 | 26,192 | 451.91 | 7,353 | 47.1 | 6.1 | 30.5 | 16.9 | 55.3 | 94.8 | 86.0 | 2.5 | 21.2 | 16.4 | 6.8 | 4.2 | 2.8 |
| | N.E. | | | | | | | | | | | | | | | | | | |
| 14 | Maine... | 3,348 | 59.2 | 4,815 | 79.49 | 2,562 | 26.1 | 8.8 | 22.9 | 6.0 | 27.7 | 85.0 | 72.9 | 1.1 | 9.3 | 42.2 | 7.6 | 2.8 | 1.3 |
| 15 | N.H..... | 1,422 | 58.6 | 7,279 | 125.19 | 3,200 | 22.6 | 5.3 | 27.8 | 8.1 | 31.8 | 94.4 | 81.4 | 1.0 | 11.4 | 62.4 | 8.6 | 2.7 | 1.0 |
| 16 | Vt..... | 1,100 | 59.0 | 7,675 | 129.84 | 2,030 | 32.6 | 4.5 | 42.5 | 8.2 | 19.1 | 87.3 | 76.8 | 2.0 | 11.6 | 46.9 | 8.9 | 3.4 | 1.9 |
| 17 | Mass.... | 2,031 | 58.0 | 12,429 | 206.33 | 5,959 | 28.7 | 8.0 | 25.4 | 9.5 | 47.7 | 89.6 | 75.7 | 0.9 | 18.5 | 35.3 | 6.1 | 3.5 | 2.4 |
| 18 | R.I..... | 250 | 58.3 | 16,236 | 276.95 | 4,874 | 25.6 | 9.6 | 30.7 | 16.0 | 42.0 | 92.0 | 60.0 | 0.7 | 18.4 | 55.1 | 16.4 | 5.4 | 2.0 |
| 19 | Conn.... | 1,493 | 58.4 | 17,735 | 302.55 | 7,105 | 27.5 | 6.8 | 27.8 | 14.9 | 40.5 | 93.0 | 76.6 | 1.0 | 15.1 | 38.0 | 7.0 | 3.0 | 1.6 |
| | M.A. | | | | | | | | | | | | | | | | | | |
| 20 | N.Y..... | 11,587 | 58.2 | 8,872 | 151.54 | 2,890 | 39.4 | 13.3 | 27.3 | 20.2 | 39.1 | 93.8 | 83.1 | 2.1 | 13.2 | 28.8 | 6.6 | 4.6 | 3.1 |
| 21 | N.J..... | 1,864 | 58.5 | 16,390 | 281.26 | 7,403 | 48.1 | 12.1 | 14.2 | 20.4 | 60.0 | 94.0 | 77.7 | 1.4 | 20.0 | 26.5 | 7.5 | 4.1 | 2.7 |
| 22 | Pa..... | 17,454 | 58.3 | 8,155 | 139.76 | 2,723 | 43.7 | 11.3 | 24.5 | 17.6 | 41.5 | 89.0 | 83.4 | 3.3 | 7.3 | 34.8 | 12.2 | 4.8 | 3.4 |
| | E.N.C. | | | | | | | | | | | | | | | | | | |
| 23 | Ohio.... | 18,694 | 58.4 | 8,667 | 146.70 | 1,930 | 42.1 | 7.7 | 34.1 | 14.0 | 43.7 | 92.0 | 82.2 | 4.1 | 6.6 | 20.4 | 8.7 | 5.4 | 3.3 |
| 24 | Ind..... | 12,318 | 58.5 | 7,786 | 131.26 | 2,024 | 44.7 | 5.8 | 32.4 | 13.2 | 39.7 | 89.9 | 78.8 | 4.0 | 4.4 | 20.4 | 10.3 | 4.9 | 3.2 |
| 25 | Ill..... | 8,411 | 58.1 | 8,426 | 142.98 | 2,147 | 43.1 | 6.6 | 35.4 | 17.7 | 29.2 | 76.0 | 64.8 | 3.3 | 8.0 | 16.9 | 11.2 | 4.7 | 2.9 |
| 26 | Mich.... | 12,026 | 58.7 | 7,662 | 130.97 | 1,845 | 47.5 | 11.6 | 23.9 | 13.6 | 53.4 | 95.1 | 86.6 | 4.9 | 9.5 | 14.7 | 6.7 | 6.3 | 4.6 |
| 27 | Wis..... | 7,910 | 59.0 | 8,610 | 145.01 | 2,629 | 51.9 | 3.2 | 31.2 | 26.5 | 40.8 | 90.3 | 83.2 | 3.1 | 4.2 | 17.2 | 6.5 | 6.3 | 3.9 |
| | W.N.C. | | | | | | | | | | | | | | | | | | |
| 28 | Minn.... | 4,552 | 58.8 | 7,407 | 124.72 | 2,338 | 43.8 | 3.2 | 34.3 | 20.2 | 34.7 | 76.8 | 67.9 | 3.8 | 6.6 | 17.4 | 9.9 | 5.3 | 3.7 |
| 29 | Iowa.... | 4,780 | 58.8 | 9,458 | 161.71 | 3,021 | 47.3 | 1.6 | 39.4 | 20.1 | 33.8 | 79.0 | 69.6 | 3.1 | 4.4 | 17.4 | 17.3 | 3.9 | 2.5 |
| 30 | Mo..... | 13,754 | 58.7 | 5,024 | 83.73 | 1,602 | 32.7 | 4.3 | 50.1 | 10.8 | 15.2 | 64.7 | 49.2 | 3.2 | 6.0 | 22.1 | 13.1 | 3.5 | 2.1 |
| 31 | N.Dak... | 240 | 57.4 | 3,192 | 55.71 | 1,320 | 44.1 | 4.3 | 39.1 | 22.9 | 22.9 | 47.9 | 43.7 | 3.2 | 11.8 | 8.8 | 11.9 | 7.8 | 5.3 |
| 32 | S.Dak... | 560 | 58.3 | 5,604 | 95.93 | 2,157 | 43.3 | 2.1 | 42.3 | 20.5 | 21.4 | 56.3 | 44.6 | 4.1 | 3.6 | 14.7 | 8.7 | 4.8 | 2.7 |
| 33 | Nebr.... | 1,341 | 58.4 | 8,341 | 139.62 | 2,950 | 47.9 | 3.3 | 38.5 | 20.6 | 22.7 | 71.3 | 57.9 | 3.0 | 4.3 | 16.9 | 19.5 | 4.4 | 2.6 |
| 34 | Kans.... | 3,147 | 59.0 | 5,936 | 99.56 | 2,698 | 34.8 | 5.1 | 48.2 | 15.6 | 23.0 | 69.3 | 55.2 | 2.3 | 3.1 | 18.0 | 30.3 | 3.2 | 2.1 |
| | S.A. | | | | | | | | | | | | | | | | | | |
| 35 | Del..... | 724 | 60.6 | 6,782 | 114.75 | 8,680 | 43.1 | 15.2 | 12.7 | 21.5 | 27.5 | 74.7 | 64.1 | 1.3 | 3.3 | 53.3 | 11.2 | 1.3 | 0.7 |
| 36 | Md..... | 3,336 | 58.6 | 9,052 | 151.12 | 3,535 | 36.6 | 10.8 | 24.3 | 28.7 | 26.6 | 81.7 | 65.9 | 2.0 | 9.9 | 39.1 | 10.5 | 3.4 | 2.0 |
| 37 | D.C. [2]... | 1 | 65.0 | (*) | (*) | (*) | (*) | (*) | (*) | (*) | (*) | (*) | (*) | (*) | (*) | (*) | (*) | (*) | (*) |
| 38 | Va..... | 16,041 | 58.2 | 5,628 | 95.01 | 1,352 | 25.5 | 7.3 | 33.7 | 10.4 | 6.9 | 73.2 | 52.0 | 2.2 | 7.7 | 19.2 | 7.4 | 3.2 | 1.7 |
| 39 | W.Va.... | 10,155 | 57.9 | 3,891 | 66.87 | 549 | 16.5 | 6.3 | 50.0 | 4.1 | 4.6 | 69.6 | 55.6 | 2.1 | 7.3 | 40.2 | 12.2 | 3.0 | 1.4 |
| 40 | N.C..... | 36,944 | 57.8 | 6,390 | 110.08 | 2,145 | 36.7 | 6.7 | 16.8 | 17.4 | 5.0 | 78.2 | 49.4 | 2.3 | 6.4 | 7.1 | 3.1 | 3.9 | 1.5 |
| 41 | S.C..... | 15,474 | 57.6 | 4,970 | 86.20 | 1,493 | 48.1 | 8.5 | 13.5 | 12.0 | 4.4 | 74.5 | 32.2 | 3.2 | 6.7 | 5.6 | 2.4 | 3.7 | 1.6 |
| 42 | Ga..... | 28,080 | 57.4 | 3,264 | 56.07 | 1,540 | 50.6 | 10.5 | 17.3 | 8.6 | 7.0 | 73.4 | 28.3 | 3.6 | 4.4 | 12.5 | 4.7 | 2.6 | 1.2 |
| 43 | Fla..... | 4,364 | 57.7 | 9,193 | 159.33 | 3,045 | 38.5 | 12.4 | 24.8 | 8.7 | 14.2 | 64.4 | 33.4 | 4.1 | 13.2 | 6.7 | 1.7 | 2.5 | 1.3 |
| | E.S.C. | | | | | | | | | | | | | | | | | | |
| 44 | Ky..... | 27,731 | 57.9 | 4,519 | 77.54 | 1,284 | 27.2 | 8.2 | 43.5 | 10.2 | 4.8 | 63.2 | 48.3 | 2.4 | 5.4 | 11.2 | 9.1 | 2.7 | 1.5 |
| 45 | Tenn.... | 28,805 | 57.8 | 4,903 | 83.78 | 1,252 | 36.3 | 8.7 | 34.2 | 12.4 | 6.4 | 71.1 | 49.1 | 2.9 | 6.6 | 9.7 | 7.5 | 3.1 | 2.0 |
| 46 | Ala..... | 23,632 | 57.7 | 3,756 | 64.92 | 1,265 | 49.1 | 7.5 | 22.4 | 8.4 | 9.3 | 72.6 | 34.1 | 3.9 | 5.4 | 7.7 | 3.7 | 2.8 | 1.6 |
| 47 | Miss.... | 21,501 | 58.1 | 3,797 | 64.67 | 1,057 | 39.5 | 6.3 | 37.5 | 9.3 | 7.4 | 65.9 | 30.0 | 3.6 | 6.5 | 10.3 | 5.1 | 3.5 | 1.9 |
| | W.S.C. | | | | | | | | | | | | | | | | | | |
| 48 | Ark..... | 14,967 | 58.1 | 4,622 | 78.90 | 1,714 | 41.6 | 6.9 | 35.4 | 12.0 | 12.9 | 72.2 | 46.3 | 3.4 | 10.7 | 15.9 | 6.7 | 3.6 | 1.7 |
| 49 | La..... | 9,975 | 57.6 | 5,198 | 90.63 | 1,649 | 36.8 | 6.8 | 36.9 | 17.5 | 6.2 | 74.9 | 44.8 | 2.6 | 8.2 | 11.7 | 4.9 | 3.4 | 1.8 |
| 50 | Okla.... | 6,776 | 57.9 | 3,274 | 55.70 | 944 | 28.7 | 6.1 | 53.8 | 7.5 | 12.1 | 54.3 | 29.8 | 3.3 | 6.5 | 25.1 | 11.7 | 3.7 | 2.3 |
| 51 | Tex..... | 26,515 | 58.0 | 5,401 | 92.18 | 1,675 | 41.6 | 6.3 | 43.9 | 9.8 | 21.4 | 70.9 | 31.5 | 3.1 | 12.1 | 13.6 | 6.2 | 4.1 | 2.6 |
| | Mt. | | | | | | | | | | | | | | | | | | |
| 52 | Mont.... | 471 | 59.6 | 8,522 | 143.72 | 2,769 | 35.6 | 6.6 | 44.6 | 22.5 | 24.4 | 83.0 | 73.5 | 2.6 | 10.0 | 14.1 | 14.4 | 7.0 | 4.2 |
| 53 | Idaho... | 2,336 | 58.4 | 13,392 | 227.41 | 4,374 | 59.7 | 2.4 | 24.3 | 34.7 | 34.5 | 94.9 | 89.1 | 4.4 | 10.0 | 10.5 | 9.7 | 5.1 | 3.7 |
| 54 | Wyo..... | 140 | 60.4 | 6,984 | 115.53 | 2,800 | 47.8 | 5.4 | 37.6 | 39.3 | 17.9 | 89.3 | 78.6 | 3.4 | 3.0 | 6.0 | 5.0 | 4.6 | 1.7 |
| 55 | Colo.... | 1,148 | 58.7 | 11,712 | 200.29 | 4,603 | 50.4 | 5.1 | 30.7 | 27.1 | 28.9 | 87.8 | 72.1 | 2.5 | 8.2 | 14.7 | 17.7 | 4.1 | 2.8 |
| 56 | N.Mex... | 887 | 57.7 | 12,032 | 208.98 | 5,063 | 55.1 | 5.4 | 29.1 | 15.3 | 37.3 | 69.6 | 43.6 | 2.8 | 17.9 | 13.3 | 5.1 | 4.0 | 2.4 |
| 57 | Ariz.... | 476 | 58.9 | 24,980 | 422.09 | 5,890 | 49.2 | 10.7 | 28.9 | 14.7 | 31.5 | 67.4 | 55.9 | 4.7 | 18.8 | 16.0 | 6.5 | 5.7 | 2.6 |
| 58 | Utah.... | 1,911 | 58.1 | 15,823 | 269.73 | 4,811 | 60.9 | 4.5 | 25.5 | 41.4 | 20.3 | 95.3 | 90.2 | 3.7 | 10.2 | 20.0 | 9.9 | 4.3 | 2.7 |
| 59 | Nev..... | 110 | 57.3 | 12,322 | 213.61 | 2,815 | 43.3 | 11.3 | 27.4 | 36.4 | 27.3 | 54.5 | 50.0 | 5.7 | 5.0 | 13.8 | 7.3 | 6.4 | 3.0 |
| | Pac. | | | | | | | | | | | | | | | | | | |
| 60 | Wash.... | 4,081 | 57.9 | 14,532 | 248.80 | 5,060 | 32.9 | 4.8 | 40.3 | 16.7 | 48.9 | 95.1 | 88.4 | 2.0 | 15.8 | 25.9 | 8.1 | 4.0 | 2.7 |
| 61 | Oreg.... | 3,883 | 58.0 | 14,623 | 250.42 | 3,742 | 37.6 | 5.8 | 37.1 | 15.2 | 55.3 | 93.8 | 86.2 | 2.8 | 19.5 | 18.5 | 5.3 | 4.7 | 2.8 |
| 62 | Calif... | 7,303 | 57.7 | 39,043 | 679.42 | 10,437 | 60.2 | 6.9 | 21.4 | 18.0 | 59.0 | 95.2 | 84.5 | 2.6 | 22.9 | 13.5 | 6.7 | 4.2 | 2.8 |

*Not available. [1]0.05 percent or less. [2]Data for District of Columbia not included in totals.

## BY DIVISIONS AND STATES: CENSUS OF 1950

See text. Base data in Volume I]

| Percent distribution of total value of farm products sold for farms 50 to 69 acres, by source | | | | | Percent of totals for all farms represented by totals for farms 50 to 69 acres | | | | | | | | | | | | | | |
|---|---|---|---|---|---|---|---|---|---|---|---|---|---|---|---|---|---|---|---|
| | | | | | | | | | | | | | | Expenditures for— | | | | | |
| All crops | Field crops | All livestock and products | Dairy products | Other livestock and products (except poultry) | Number of farms | Land owned (acres) | Land rented from others (acres) | Land in farms (acres) | Cropland harvested (acres) | Number of cattle and calves | Number of hogs and pigs | All corn (acres) | Value of all farm products sold | Machine hire | Hired labor | Feed | Purchase of livestock and poultry | Gasoline and other petroleum fuel and oil | Farm machinery repairs | |
| 52.4 | 38.8 | 46.9 | 14.5 | 18.1 | 7.9 | 3.0 | 1.6 | 2.1 | 2.9 | 2.9 | 3.5 | 3.8 | 3.7 | 4.0 | 3.3 | 4.8 | 2.6 | 2.9 | 2.5 | 1 |
| 27.7 | 15.8 | 71.9 | 23.5 | 26.7 | 5.7 | 2.7 | 0.6 | 1.7 | 1.5 | 2.2 | 1.8 | 1.5 | 2.5 | 3.0 | 2.9 | 4.1 | 2.2 | 2.1 | 2.0 | 2 |
| 69.5 | 63.4 | 29.4 | 6.0 | 13.1 | 10.4 | 4.7 | 4.0 | 4.0 | 6.3 | 4.5 | 8.7 | 10.1 | 6.1 | 5.6 | 3.4 | 7.0 | 4.0 | 4.4 | 3.6 | 3 |
| 56.1 | 17.8 | 43.6 | 19.3 | 13.9 | 4.9 | 0.7 | 0.3 | 0.4 | 1.6 | 2.1 | 5.1 | 1.9 | 3.4 | 3.6 | 3.8 | 4.3 | 2.4 | 3.3 | 3.0 | 4 |
| 27.7 | 15.2 | 71.3 | 23.1 | 6.1 | 9.3 | 4.8 | 3.1 | 4.5 | 5.4 | 4.4 | 7.6 | 4.4 | 6.1 | 6.2 | 5.1 | 8.2 | 7.0 | 5.7 | 5.1 | 5 |
| 31.5 | 12.7 | 68.2 | 26.8 | 13.7 | 10.4 | 6.3 | 3.5 | 5.6 | 6.2 | 5.1 | 7.8 | 6.6 | 6.1 | 8.5 | 4.9 | 6.8 | 7.0 | 6.4 | 6.1 | 6 |
| 28.7 | 17.9 | 70.9 | 25.1 | 31.2 | 6.7 | 4.7 | 1.1 | 3.1 | 2.6 | 3.1 | 2.5 | 2.4 | 2.8 | 4.3 | 2.7 | 3.9 | 2.5 | 2.8 | 2.6 | 7 |
| 20.2 | 16.8 | 79.6 | 15.6 | 48.5 | 2.9 | 1.2 | 0.3 | 0.6 | 0.5 | 1.0 | 1.0 | 0.6 | 1.0 | 1.2 | 1.0 | 1.6 | 1.1 | 0.7 | 0.6 | 8 |
| 72.9 | 64.5 | 25.7 | 4.0 | 7.9 | 12.0 | 6.4 | 8.4 | 6.5 | 10.1 | 5.6 | 10.0 | 11.4 | 8.8 | 10.6 | 4.7 | 8.3 | 6.1 | 6.8 | 5.4 | 9 |
| 65.5 | 62.5 | 33.4 | 8.4 | 19.6 | 11.1 | 7.3 | 7.8 | 7.4 | 9.7 | 7.5 | 9.0 | 10.7 | 8.4 | 8.3 | 5.1 | 8.9 | 6.0 | 6.1 | 5.5 | 10 |
| 67.5 | 62.0 | 32.0 | 7.2 | 15.4 | 7.5 | 2.2 | 1.5 | 1.6 | 2.7 | 2.7 | 6.3 | 6.8 | 3.0 | 2.3 | 2.1 | 4.6 | 2.0 | 2.3 | 1.9 | 11 |
| 45.4 | 33.9 | 54.5 | 21.7 | 23.6 | 3.8 | 0.3 | 0.2 | 0.2 | 1.0 | 1.2 | 4.0 | 1.3 | 2.0 | 2.5 | 1.8 | 3.0 | 1.4 | 1.7 | 1.7 | 12 |
| 59.4 | 12.9 | 40.2 | 18.6 | 10.9 | 5.7 | 1.7 | 0.7 | 1.2 | 2.7 | 3.7 | 6.0 | 6.6 | 4.4 | 4.5 | 4.6 | 4.9 | 3.6 | 4.9 | 4.0 | 13 |
| 28.0 | 18.7 | 69.9 | 13.1 | 6.0 | 11.0 | 4.9 | 4.0 | 4.7 | 5.5 | 5.2 | 6.4 | 3.5 | 5.3 | 5.1 | 2.7 | 10.2 | 9.6 | 3.7 | 2.5 | 14 |
| 5.9 | 2.4 | 91.2 | 17.1 | 9.5 | 10.6 | 5.3 | 2.9 | 4.8 | 6.4 | 4.3 | 17.6 | 4.4 | 7.5 | 7.9 | 5.4 | 10.3 | 8.7 | 6.0 | 4.9 | 15 |
| 9.3 | 3.7 | 88.4 | 52.0 | 11.7 | 5.8 | 2.0 | 1.1 | 1.8 | 2.5 | 1.8 | 3.7 | 1.3 | 2.1 | 3.3 | 1.9 | 3.0 | 2.7 | 1.9 | 1.7 | 16 |
| 35.2 | 15.0 | 64.6 | 25.4 | 6.1 | 9.1 | 8.0 | 4.6 | 7.2 | 9.0 | 7.4 | 9.0 | 7.7 | 7.8 | 8.4 | 7.4 | 8.0 | 6.3 | 8.7 | 10.1 | 17 |
| 5.9 | 1.5 | 94.0 | 64.5 | 5.0 | 9.6 | 7.9 | 7.6 | 7.5 | 8.8 | 11.8 | 2.4 | 10.9 | 7.3 | 6.0 | 7.7 | 10.9 | 14.5 | 8.7 | 5.5 | 18 |
| 34.4 | 22.2 | 65.5 | 19.3 | 3.7 | 9.6 | 7.8 | 4.1 | 6.7 | 7.6 | 5.9 | 1.6 | 5.7 | 7.4 | 7.3 | 5.9 | 9.1 | 7.5 | 7.8 | 6.8 | 19 |
| 36.0 | 11.2 | 63.6 | 29.0 | 10.1 | 9.3 | 4.8 | 2.2 | 4.2 | 4.6 | 3.4 | 6.7 | 3.8 | 4.7 | 5.8 | 4.2 | 5.1 | 4.6 | 5.0 | 4.6 | 20 |
| 49.7 | 8.6 | 50.3 | 12.9 | 7.3 | 7.5 | 7.7 | 4.0 | 6.3 | 6.6 | 4.0 | 6.0 | 6.8 | 5.9 | 8.1 | 6.7 | 4.9 | 5.5 | 7.1 | 6.5 | 21 |
| 22.8 | 14.9 | 76.8 | 29.5 | 18.2 | 11.9 | 7.8 | 4.8 | 7.2 | 7.8 | 7.5 | 8.6 | 8.1 | 7.8 | 11.0 | 4.8 | 9.5 | 9.2 | 7.7 | 7.4 | 22 |
| 31.1 | 20.8 | 68.6 | 22.1 | 30.2 | 9.4 | 7.1 | 1.9 | 5.2 | 4.4 | 5.2 | 4.1 | 4.5 | 4.7 | 6.9 | 4.0 | 6.1 | 4.7 | 4.5 | 4.1 | 23 |
| 24.3 | 18.8 | 75.3 | 15.6 | 43.5 | 7.4 | 5.7 | 1.2 | 3.7 | 2.9 | 4.0 | 2.9 | 3.0 | 3.2 | 5.0 | 2.6 | 4.5 | 3.2 | 2.8 | 2.7 | 24 |
| 31.0 | 18.7 | 68.8 | 11.7 | 42.5 | 4.3 | 3.7 | 0.6 | 1.6 | 1.0 | 1.7 | 1.4 | 1.0 | 1.3 | 1.8 | 1.8 | 2.0 | 1.1 | 1.1 | 0.9 | 25 |
| 43.4 | 21.3 | 55.8 | 25.1 | 17.4 | 7.7 | 5.0 | 1.9 | 4.1 | 4.3 | 3.8 | 4.5 | 4.5 | 4.4 | 6.6 | 4.2 | 5.4 | 3.9 | 4.4 | 4.4 | 26 |
| 12.6 | 7.4 | 87.1 | 53.2 | 23.1 | 4.7 | 2.4 | 1.1 | 2.0 | 2.4 | 2.4 | 1.5 | 2.2 | 2.6 | 3.2 | 1.5 | 2.9 | 2.7 | 3.0 | 2.6 | 27 |
| 18.6 | 10.0 | 81.1 | 28.7 | 31.8 | 2.5 | 1.4 | 0.4 | 0.8 | 0.6 | 1.1 | 0.7 | 0.6 | 1.1 | 1.4 | 1.2 | 1.5 | 1.2 | 0.8 | 0.9 | 28 |
| 12.7 | 10.1 | 87.3 | 11.0 | 60.3 | 2.4 | 2.0 | 0.3 | 0.8 | 0.6 | 0.9 | 0.7 | 0.6 | 0.9 | 1.2 | 0.9 | 1.0 | 0.9 | 0.7 | 0.7 | 29 |
| 28.9 | 26.3 | 70.7 | 15.7 | 39.7 | 6.0 | 3.1 | 1.6 | 2.3 | 2.1 | 2.8 | 2.4 | 2.2 | 2.9 | 2.9 | 2.6 | 3.9 | 2.4 | 2.3 | 1.9 | 30 |
| 38.2 | 25.1 | 61.8 | 12.6 | 40.0 | 0.4 | 0.1 | (1) | (1) | (1) | 0.1 | 0.2 | (1) | 0.1 | 0.1 | 0.1 | 0.2 | 0.2 | 0.1 | 0.1 | 31 |
| 17.6 | 17.4 | 82.4 | 10.1 | 55.1 | 0.8 | 0.4 | 0.1 | 0.1 | 0.1 | 0.2 | 0.3 | 0.1 | 0.3 | 0.4 | 0.2 | 0.5 | 0.2 | 0.2 | 0.1 | 32 |
| 22.2 | 20.8 | 77.8 | 8.3 | 56.0 | 1.3 | 0.7 | 0.1 | 0.2 | 0.2 | 0.4 | 0.5 | 0.3 | 0.5 | 0.6 | 0.5 | 0.7 | 0.5 | 0.4 | 0.3 | 33 |
| 11.9 | 10.0 | 88.0 | 11.5 | 67.5 | 2.4 | 1.2 | 0.2 | 0.4 | 0.3 | 0.7 | 1.2 | 0.8 | 1.1 | 0.7 | 0.6 | 2.0 | 1.8 | 0.5 | 0.5 | 34 |
| 5.9 | 4.0 | 94.1 | 3.2 | 1.4 | 9.7 | 6.8 | 2.2 | 5.1 | 4.9 | 3.4 | 7.3 | 7.2 | 7.5 | 8.9 | 3.4 | 8.6 | 8.1 | 4.1 | 3.2 | 35 |
| 34.3 | 20.4 | 65.2 | 9.7 | 7.2 | 9.2 | 5.8 | 2.6 | 4.8 | 4.6 | 3.7 | 5.6 | 5.0 | 6.2 | 5.9 | 4.1 | 8.6 | 6.8 | 4.7 | 4.0 | 36 |
| (*) | (*) | (*) | (*) | (*) | 3.6 | (*) | (*) | 5.1 | (*) | (*) | (*) | (*) | (*) | (*) | (*) | (*) | (*) | (*) | (*) | 37 |
| 54.5 | 47.4 | 43.6 | 9.3 | 16.8 | 10.6 | 6.4 | 5.3 | 6.0 | 7.1 | 5.3 | 7.7 | 8.3 | 6.2 | 7.2 | 3.5 | 6.9 | 4.1 | 5.3 | 4.3 | 38 |
| 16.2 | 9.3 | 80.9 | 18.1 | 33.0 | 12.5 | 7.7 | 5.6 | 7.2 | 7.9 | 6.1 | 8.8 | 10.9 | 5.3 | 6.9 | 3.0 | 7.4 | 4.5 | 4.5 | 3.9 | 39 |
| 85.9 | 84.3 | 12.7 | 2.5 | 5.6 | 12.8 | 10.4 | 12.0 | 11.0 | 13.4 | 11.0 | 13.6 | 13.9 | 13.4 | 13.8 | 10.0 | 12.2 | 11.8 | 11.5 | 10.1 | 40 |
| 87.1 | 82.9 | 11.9 | 2.4 | 5.7 | 11.1 | 7.1 | 10.0 | 7.5 | 10.8 | 7.2 | 10.3 | 11.6 | 9.9 | 10.8 | 5.3 | 7.0 | 5.8 | 7.0 | 5.8 | 41 |
| 72.6 | 69.1 | 25.3 | 3.0 | 8.1 | 14.2 | 4.8 | 10.1 | 6.2 | 11.4 | 6.7 | 10.0 | 12.5 | 10.7 | 11.9 | 4.2 | 10.5 | 7.7 | 5.2 | 4.4 | 42 |
| 87.0 | 13.3 | 12.6 | 0.8 | 6.4 | 7.7 | 2.0 | 1.8 | 1.5 | 5.6 | 1.4 | 6.3 | 7.3 | 3.6 | 8.4 | 2.5 | 2.6 | 1.1 | 2.8 | 2.2 | 43 |
| 55.9 | 54.0 | 43.5 | 11.4 | 26.8 | 12.7 | 8.9 | 6.1 | 8.2 | 8.5 | 7.8 | 7.7 | 9.4 | 7.7 | 8.3 | 4.9 | 8.8 | 5.7 | 6.0 | 5.2 | 44 |
| 59.5 | 55.3 | 39.6 | 10.9 | 24.0 | 12.4 | 9.0 | 8.7 | 9.0 | 10.7 | 9.2 | 9.8 | 11.0 | 9.9 | 10.5 | 7.4 | 9.6 | 7.3 | 7.3 | 7.3 | 45 |
| 78.3 | 74.5 | 20.2 | 3.0 | 12.2 | 11.2 | 5.5 | 8.9 | 6.5 | 11.6 | 6.0 | 10.2 | 12.1 | 10.2 | 11.8 | 5.7 | 8.3 | 4.9 | 6.7 | 6.3 | 46 |
| 73.1 | 71.1 | 25.3 | 7.3 | 11.7 | 8.6 | 5.9 | 7.1 | 6.0 | 8.1 | 6.8 | 8.5 | 10.0 | 6.4 | 4.9 | 3.2 | 8.6 | 5.7 | 4.6 | 3.7 | 47 |
| 69.2 | 66.0 | 30.3 | 5.0 | 12.6 | 8.2 | 4.7 | 4.9 | 4.6 | 6.1 | 5.8 | 7.8 | 8.3 | 6.1 | 6.2 | 4.1 | 8.8 | 7.0 | 4.4 | 3.4 | 48 |
| 71.3 | 67.0 | 27.9 | 11.9 | 13.9 | 8.0 | 6.0 | 4.9 | 5.1 | 6.8 | 6.8 | 10.2 | 10.2 | 6.1 | 6.3 | 3.2 | 8.0 | 4.8 | 4.0 | 3.0 | 49 |
| 36.9 | 30.8 | 62.9 | 15.7 | 35.6 | 4.8 | 1.9 | 0.8 | 1.1 | 0.9 | 1.7 | 3.4 | 3.5 | 1.2 | 0.9 | 0.9 | 2.6 | 1.1 | 0.8 | 0.7 | 50 |
| 69.4 | 62.2 | 30.3 | 5.5 | 14.7 | 8.0 | 1.5 | 1.0 | 1.1 | 2.3 | 1.9 | 5.3 | 6.5 | 2.3 | 1.7 | 1.7 | 3.7 | 1.5 | 2.0 | 1.9 | 51 |
| 36.1 | 28.3 | 63.3 | 15.2 | 39.2 | 1.3 | 0.2 | (1) | (1) | 0.1 | 0.2 | 0.9 | 0.2 | 0.4 | 0.5 | 0.4 | 0.9 | 0.6 | 0.4 | 0.4 | 52 |
| 52.2 | 46.1 | 47.7 | 21.2 | 23.4 | 5.8 | 1.3 | 0.9 | 1.0 | 2.2 | 3.4 | 8.8 | 10.3 | 3.6 | 5.1 | 3.1 | 4.3 | 3.2 | 3.4 | 3.3 | 53 |
| 39.7 | 39.7 | 60.3 | 19.7 | 36.3 | 1.1 | 0.1 | (1) | (1) | 0.2 | 0.1 | 0.8 | ..... | 0.3 | 0.5 | 0.1 | 0.1 | 0.1 | 0.3 | 0.1 | 54 |
| 41.1 | 19.7 | 58.9 | 13.2 | 36.6 | 2.5 | 0.3 | 0.1 | 0.2 | 0.5 | 0.7 | 1.9 | 0.8 | 1.2 | 0.9 | 1.0 | 1.7 | 1.1 | 0.9 | 0.9 | 55 |
| 64.3 | 59.9 | 35.7 | 22.5 | 11.8 | 3.8 | 0.2 | 0.1 | 0.1 | 1.5 | 0.8 | 4.8 | 2.8 | 2.5 | 2.6 | 3.1 | 3.9 | 0.8 | 2.0 | 2.0 | 56 |
| 34.1 | 21.7 | 65.9 | 45.3 | 15.3 | 4.6 | 0.3 | 0.1 | 0.1 | 1.5 | 1.9 | 4.9 | 0.5 | 1.3 | 1.6 | 1.3 | 4.3 | 1.0 | 2.2 | 1.5 | 57 |
| 37.8 | 21.8 | 62.2 | 19.8 | 21.5 | 7.9 | 1.5 | 1.0 | 1.0 | 5.1 | 4.9 | 7.2 | 6.7 | 6.7 | 8.8 | 5.8 | 6.9 | 4.6 | 6.4 | 7.5 | 58 |
| 24.9 | 22.9 | 75.1 | 38.8 | 32.6 | 3.5 | 0.1 | 0.1 | 0.1 | 0.7 | 0.6 | 4.4 | 5.9 | 0.9 | 2.3 | 0.3 | 1.1 | 0.5 | 1.2 | 0.9 | 59 |
| 42.2 | 11.6 | 56.7 | 30.6 | 11.0 | 5.8 | 2.1 | 0.5 | 1.3 | 1.8 | 5.7 | 4.0 | 9.6 | 5.1 | 5.5 | 4.9 | 9.2 | 6.8 | 4.5 | 3.5 | 60 |
| 55.6 | 16.0 | 43.3 | 22.1 | 12.9 | 6.5 | 1.4 | 0.5 | 1.1 | 2.6 | 3.0 | 6.0 | 6.9 | 4.5 | 5.7 | 5.8 | 5.5 | 3.3 | 4.4 | 3.5 | 61 |
| 64.6 | 12.6 | 35.4 | 14.9 | 10.5 | 5.3 | 1.8 | 0.9 | 1.2 | 3.2 | 3.3 | 6.5 | 5.5 | 4.2 | 4.2 | 4.5 | 3.8 | 3.2 | 5.2 | 4.2 | 62 |

## Table 48.—FARMS OF 70 TO 99 ACRES—SELECTED CHARACTERACTERISTICS,

[Data are based on reports for only a sample of farms.

| | Region, division, and State | Number of farms 70 to 99 acres | Average for farms 70 to 99 acres | | | Percent of land in farms 70 to 99 acres represented by— | | | Percent of farms 70 to 99 acres reporting— | | | | Percent of total value of farm products sold for farms 70 to 99 acres, represented by expenditures for— | | | | | |
|---|---|---|---|---|---|---|---|---|---|---|---|---|---|---|---|---|---|---|
| | | | Total land per farm (acres) | Value of land and buildings (dollars) | | Farm products sold per farm (dollars) | Cropland harvested | Cropland not harvested and not pastured | Land pastured | Tractor | | Electricity | Electric washing machine | Machine hire | Hired labor | Feed | Purchase of livestock and poultry | Gasoline and other petroleum fuel and oil | Farm machinery repairs |
| | | | | Per farm | Per acre | | | | | With horses and/or mules | Without horses or mules | | | | | | | | |
| 1 | U.S..... | 620,131 | 82.1 | 8,460 | 102.68 | 2,698 | 40.8 | 6.3 | 33.5 | 21.0 | 25.9 | 79.9 | 61.0 | 3.2 | 8.5 | 16.8 | 8.9 | 4.7 | 3.0 |
| 2 | The North.. | 285,614 | 82.2 | 9,688 | 117.31 | 3,116 | 48.0 | 5.2 | 32.2 | 24.4 | 39.5 | 85.3 | 76.0 | 3.2 | 6.0 | 19.9 | 9.9 | 5.2 | 3.6 |
| 3 | The South.. | 298,875 | 82.0 | 5,782 | 70.20 | 1,752 | 32.7 | 7.4 | 35.1 | 16.8 | 10.9 | 73.4 | 44.1 | 3.2 | 8.9 | 13.0 | 6.5 | 4.1 | 2.2 |
| 4 | The West... | 35,642 | 81.3 | 20,822 | 256.66 | 7,152 | 50.2 | 5.9 | 29.0 | 28.4 | 43.0 | 91.2 | 81.8 | 3.3 | 16.5 | 13.8 | 10.3 | 4.5 | 3.0 |
| | Geo. Div. | | | | | | | | | | | | | | | | | | |
| 5 | N.E.... | 11,253 | 82.3 | 9,156 | 111.18 | 4,406 | 25.5 | 5.7 | 28.6 | 11.4 | 33.1 | 88.8 | 74.8 | 1.3 | 13.6 | 36.4 | 7.6 | 3.4 | 2.0 |
| 6 | M.A.... | 39,344 | 83.6 | 10,193 | 121.74 | 4,084 | 43.7 | 9.9 | 27.2 | 25.8 | 41.2 | 91.9 | 84.4 | 2.5 | 10.3 | 29.1 | 11.3 | 4.6 | 3.3 |
| 7 | E.N.C... | 143,307 | 82.1 | 10,208 | 123.98 | 2,959 | 51.0 | 5.0 | 30.8 | 24.4 | 45.6 | 90.7 | 82.8 | 3.6 | 4.9 | 16.5 | 8.0 | 5.7 | 4.0 |
| 8 | W.N.C... | 91,710 | 81.7 | 8,738 | 105.91 | 2,819 | 48.1 | 3.2 | 37.2 | 25.4 | 30.0 | 73.6 | 61.9 | 3.3 | 4.0 | 17.1 | 12.6 | 4.9 | 3.3 |
| 9 | S.A.... | 104,879 | 82.3 | 6,343 | 76.92 | 2,045 | 31.7 | 8.1 | 25.0 | 18.6 | 8.5 | 77.5 | 47.9 | 2.8 | 7.8 | 14.8 | 5.7 | 4.1 | 1.9 |
| 10 | E.S.C... | 111,619 | 81.9 | 5,216 | 63.40 | 1,419 | 31.5 | 7.7 | 37.9 | 15.9 | 6.7 | 70.9 | 44.1 | 3.2 | 6.3 | 9.5 | 7.3 | 3.7 | 2.1 |
| 11 | W.S.C... | 82,377 | 81.9 | 5,843 | 70.93 | 1,842 | 35.8 | 6.2 | 44.4 | 15.8 | 19.8 | 71.5 | 39.2 | 3.6 | 13.2 | 14.3 | 6.8 | 4.7 | 2.6 |
| 12 | Mt..... | 16,740 | 81.1 | 15,754 | 194.20 | 5,762 | 57.2 | 5.3 | 25.2 | 38.1 | 33.4 | 89.4 | 79.8 | 4.2 | 10.7 | 10.8 | 11.9 | 5.2 | 3.4 |
| 13 | Pac..... | 18,902 | 81.5 | 25,441 | 313.57 | 8,416 | 44.0 | 6.5 | 32.3 | 19.8 | 51.5 | 92.8 | 83.6 | 2.8 | 20.0 | 15.6 | 9.3 | 4.0 | 2.8 |
| | N.E. | | | | | | | | | | | | | | | | | | |
| 14 | Maine... | 4,378 | 81.8 | 5,278 | 64.57 | 3,075 | 26.9 | 6.5 | 21.2 | 9.0 | 29.5 | 83.9 | 71.7 | 1.2 | 12.3 | 29.0 | 5.5 | 3.8 | 2.0 |
| 15 | N.H.... | 1,423 | 82.2 | 6,943 | 83.93 | 3,331 | 21.7 | 5.0 | 28.1 | 10.2 | 27.2 | 94.7 | 80.0 | 1.4 | 12.7 | 55.7 | 7.9 | 3.0 | 1.2 |
| 16 | Vt..... | 1,545 | 83.6 | 6,411 | 76.68 | 2,882 | 28.5 | 2.8 | 46.2 | 10.0 | 21.0 | 87.4 | 78.3 | 1.5 | 7.7 | 38.0 | 6.1 | 2.9 | 2.1 |
| 17 | Mass.... | 1,979 | 82.8 | 14,022 | 168.73 | 6,705 | 24.2 | 6.7 | 27.8 | 14.2 | 41.3 | 93.1 | 74.0 | 1.2 | 17.4 | 40.8 | 10.2 | 3.6 | 2.0 |
| 18 | R.I.... | 296 | 82.1 | 16,559 | 203.42 | 6,692 | 18.1 | 9.5 | 28.6 | 15.2 | 52.7 | 88.2 | 57.4 | 1.8 | 13.0 | 35.4 | 8.3 | 4.7 | 3.0 |
| 19 | Conn.... | 1,632 | 82.0 | 18,308 | 223.97 | 6,903 | 25.2 | 4.6 | 32.8 | 16.1 | 45.6 | 93.3 | 79.6 | 1.3 | 13.3 | 32.1 | 7.3 | 2.9 | 2.2 |
| | M.A. | | | | | | | | | | | | | | | | | | |
| 20 | N.Y.... | 15,129 | 83.9 | 9,395 | 111.90 | 3,563 | 40.2 | 10.4 | 32.2 | 29.5 | 34.7 | 93.6 | 84.9 | 2.5 | 11.0 | 28.0 | 7.6 | 4.6 | 3.2 |
| 21 | N.J.... | 2,195 | 83.0 | 19,837 | 239.22 | 9,411 | 47.8 | 12.1 | 17.0 | 25.3 | 56.5 | 97.5 | 80.1 | 1.5 | 17.4 | 25.1 | 14.9 | 4.3 | 3.0 |
| 22 | Pa..... | 22,020 | 83.4 | 9,842 | 117.67 | 3,893 | 45.7 | 9.3 | 24.8 | 23.3 | 44.2 | 90.2 | 84.5 | 2.8 | 8.0 | 30.8 | 12.7 | 4.7 | 3.5 |
| | E.N.C. | | | | | | | | | | | | | | | | | | |
| 23 | Ohio.... | 32,530 | 83.0 | 11,010 | 132.04 | 2,922 | 48.4 | 5.6 | 32.3 | 17.7 | 49.1 | 92.3 | 84.3 | 3.7 | 5.3 | 18.6 | 8.2 | 5.7 | 3.7 |
| 24 | Ind.... | 25,049 | 82.3 | 10,580 | 127.68 | 2,924 | 52.1 | 4.4 | 28.7 | 20.3 | 46.8 | 89.7 | 80.7 | 3.7 | 3.7 | 18.0 | 8.9 | 5.4 | 3.8 |
| 25 | Ill..... | 20,641 | 82.5 | 13,083 | 157.67 | 3,250 | 57.7 | 4.3 | 27.3 | 29.1 | 39.6 | 82.5 | 73.5 | 3.7 | 4.1 | 14.2 | 10.5 | 5.7 | 4.0 |
| 26 | Mich.... | 30,870 | 81.2 | 8,376 | 103.18 | 2,288 | 48.2 | 8.6 | 27.8 | 18.8 | 54.1 | 94.1 | 86.4 | 4.5 | 7.2 | 14.0 | 7.3 | 6.4 | 4.7 |
| 27 | Wis..... | 34,217 | 81.5 | 9,140 | 111.93 | 3,434 | 51.1 | 2.1 | 35.7 | 36.1 | 37.2 | 91.7 | 85.4 | 2.8 | 4.3 | 16.6 | 6.4 | 5.4 | 3.9 |
| | W.N.C. | | | | | | | | | | | | | | | | | | |
| 28 | Minn.... | 21,428 | 81.4 | 8,103 | 98.68 | 2,853 | 51.8 | 2.4 | 31.0 | 34.7 | 35.2 | 76.5 | 69.0 | 3.3 | 3.6 | 15.9 | 8.0 | 6.0 | 3.9 |
| 29 | Iowa.... | 21,114 | 81.8 | 13,909 | 167.51 | 4,157 | 63.2 | 0.9 | 27.3 | 29.7 | 42.9 | 86.3 | 77.0 | 3.1 | 2.5 | 16.4 | 11.1 | 4.6 | 3.2 |
| 30 | Mo..... | 32,770 | 81.9 | 5,784 | 70.36 | 1,881 | 33.3 | 4.2 | 50.0 | 16.8 | 15.3 | 64.9 | 49.7 | 3.6 | 6.6 | 20.4 | 11.5 | 3.9 | 2.5 |
| 31 | N.Dak... | 565 | 80.5 | 4,019 | 50.30 | 2,166 | 52.2 | 10.6 | 28.1 | 15.0 | 43.4 | 47.8 | 40.7 | 4.6 | 1.9 | 18.9 | 5.0 | 6.4 | 4.4 |
| 32 | S.Dak... | 1,593 | 82.4 | 8,847 | 106.59 | 4,174 | 61.5 | 1.5 | 27.1 | 27.7 | 34.2 | 67.6 | 57.2 | 3.0 | 2.8 | 13.2 | 36.8 | 3.8 | 2.5 |
| 33 | Nebr.... | 5,599 | 81.9 | 11,392 | 135.42 | 4,022 | 65.2 | 4.0 | 22.3 | 29.0 | 40.1 | 75.7 | 64.3 | 2.7 | 3.5 | 13.1 | 26.0 | 4.9 | 3.3 |
| 34 | Kans.... | 8,641 | 81.5 | 7,468 | 90.67 | 1,874 | 44.6 | 6.5 | 40.1 | 23.0 | 33.0 | 69.4 | 54.9 | 4.2 | 5.4 | 19.9 | 14.4 | 6.0 | 4.1 |
| | S.A. | | | | | | | | | | | | | | | | | | |
| 35 | Del..... | 887 | 83.0 | 10,564 | 128.94 | 7,595 | 48.2 | 9.8 | 12.6 | 37.2 | 31.8 | 83.5 | 74.0 | 1.4 | 3.3 | 47.2 | 11.5 | 2.3 | 1.4 |
| 36 | Md..... | 3,844 | 83.6 | 11,814 | 139.01 | 4,079 | 39.3 | 10.1 | 23.0 | 33.5 | 29.4 | 83.8 | 70.6 | 2.8 | 10.8 | 32.3 | 11.4 | 4.4 | 2.8 |
| 37 | D.C. [1].. | 1 | 90.0 | (*) | (*) | (*) | (*) | (*) | (*) | (*) | (*) | (*) | (*) | (*) | (*) | (*) | (*) | (*) | (*) |
| 38 | Va..... | 16,779 | 83.2 | 6,582 | 78.98 | 1,695 | 23.1 | 6.9 | 34.6 | 17.1 | 6.9 | 77.6 | 56.5 | 2.3 | 7.5 | 17.2 | 7.5 | 3.3 | 1.9 |
| 39 | W.Va.... | 10,836 | 82.7 | 4,531 | 54.88 | 828 | 16.7 | 5.0 | 52.3 | 6.1 | 6.0 | 68.7 | 56.2 | 1.6 | 6.7 | 35.2 | 11.3 | 2.8 | 2.3 |
| 40 | N.C..... | 30,100 | 81.8 | 7,513 | 91.77 | 2,321 | 30.1 | 6.9 | 17.3 | 25.8 | 6.0 | 80.4 | 54.6 | 2.6 | 7.3 | 8.0 | 3.4 | 4.8 | 1.9 |
| 41 | S.C..... | 12,713 | 82.3 | 6,096 | 73.56 | 1,593 | 38.1 | 9.2 | 16.2 | 17.5 | 5.7 | 76.9 | 35.2 | 3.6 | 8.7 | 7.2 | 3.5 | 4.8 | 2.0 |
| 42 | Ga..... | 24,216 | 81.9 | 4,178 | 50.87 | 1,808 | 40.6 | 10.4 | 20.4 | 15.5 | 9.6 | 79.6 | 35.3 | 3.6 | 5.6 | 13.4 | 6.3 | 3.8 | 1.7 |
| 43 | Fla..... | 5,504 | 81.2 | 9,027 | 110.74 | 3,494 | 34.6 | 11.2 | 28.2 | 11.7 | 16.0 | 66.2 | 33.6 | 2.8 | 13.3 | 11.7 | 3.3 | 3.3 | 2.0 |
| | E.S.C. | | | | | | | | | | | | | | | | | | |
| 44 | Ky..... | 30,321 | 82.5 | 6,083 | 73.47 | 1,727 | 26.4 | 7.2 | 45.2 | 17.9 | 5.0 | 67.3 | 52.7 | 2.6 | 6.0 | 10.4 | 9.5 | 3.1 | 1.8 |
| 45 | Tenn.... | 29,073 | 82.3 | 6,034 | 72.52 | 1,507 | 33.0 | 8.9 | 35.3 | 21.1 | 6.7 | 73.9 | 53.0 | 3.1 | 6.3 | 9.8 | 8.1 | 4.0 | 2.6 |
| 46 | Ala..... | 26,705 | 81.2 | 4,344 | 53.48 | 1,329 | 38.3 | 8.1 | 26.2 | 12.2 | 10.0 | 74.9 | 36.1 | 4.0 | 6.1 | 6.8 | 4.1 | 3.7 | 1.9 |
| 47 | Miss.... | 25,520 | 81.6 | 4,206 | 51.44 | 1,045 | 28.8 | 6.5 | 44.2 | 11.5 | 5.0 | 67.3 | 32.1 | 3.6 | 7.0 | 10.8 | 6.1 | 4.0 | 2.2 |
| | W.S.C. | | | | | | | | | | | | | | | | | | |
| 48 | Ark..... | 25,442 | 81.5 | 4,942 | 60.72 | 1,757 | 33.9 | 6.7 | 39.6 | 15.6 | 11.4 | 71.1 | 45.8 | 3.6 | 12.5 | 14.3 | 6.6 | 4.0 | 2.1 |
| 49 | La..... | 10,175 | 81.5 | 6,458 | 79.15 | 1,797 | 27.5 | 8.1 | 41.3 | 22.9 | 7.0 | 78.0 | 46.8 | 2.8 | 10.1 | 14.1 | 6.9 | 4.6 | 2.2 |
| 50 | Okla.... | 15,682 | 81.0 | 4,395 | 53.95 | 1,173 | 29.9 | 5.9 | 54.2 | 11.7 | 19.6 | 56.2 | 28.6 | 4.3 | 9.8 | 20.0 | 11.1 | 5.1 | 2.9 |
| 51 | Tex..... | 31,078 | 82.9 | 7,155 | 85.24 | 2,254 | 42.9 | 5.4 | 44.3 | 15.6 | 30.9 | 77.5 | 36.7 | 3.7 | 15.2 | 13.0 | 5.8 | 5.0 | 3.0 |
| | Mt. | | | | | | | | | | | | | | | | | | |
| 52 | Mont.... | 1,460 | 81.1 | 9,171 | 115.13 | 3,245 | 40.5 | 7.5 | 42.4 | 26.7 | 29.5 | 84.9 | 74.3 | 3.3 | 9.5 | 15.2 | 10.4 | 7.4 | 4.2 |
| 53 | Idaho... | 6,568 | 80.7 | 17,633 | 216.29 | 6,055 | 63.1 | 2.9 | 20.7 | 46.2 | 32.9 | 96.0 | 89.6 | 4.4 | 10.2 | 7.2 | 7.6 | 5.4 | 3.7 |
| 54 | Wyo..... | 716 | 80.9 | 9,598 | 118.12 | 3,190 | 53.9 | 4.0 | 30.5 | 34.2 | 37.0 | 83.1 | 71.2 | 3.0 | 7.0 | 10.8 | 14.8 | 8.0 | 4.9 |
| 55 | Colo.... | 3,263 | 81.0 | 13,765 | 169.23 | 7,170 | 60.5 | 5.3 | 20.2 | 32.3 | 43.9 | 89.1 | 77.1 | 3.1 | 9.9 | 15.0 | 21.5 | 4.5 | 2.7 |
| 56 | N.Mex... | 1,210 | 80.8 | 15,003 | 186.89 | 5,064 | 47.4 | 9.1 | 33.1 | 20.7 | 39.7 | 67.8 | 44.6 | 5.8 | 19.3 | 9.8 | 5.3 | 6.7 | 4.7 |
| 57 | Ariz.... | 799 | 80.6 | 23,885 | 298.75 | 7,575 | 53.5 | 8.4 | 26.9 | 23.8 | 37.0 | 82.4 | 70.3 | 7.7 | 15.1 | 8.6 | 8.7 | 3.6 | 2.8 |
| 58 | Utah.... | 2,329 | 82.5 | 16,865 | 207.98 | 5,344 | 55.7 | 7.2 | 27.6 | 46.5 | 18.3 | 92.1 | 87.1 | 3.8 | 9.3 | 14.3 | 12.1 | 4.8 | 2.7 |
| 59 | Nev..... | 395 | 82.4 | 14,129 | 170.81 | 3,456 | 45.9 | 8.7 | 27.2 | 31.6 | 25.3 | 74.7 | 62.0 | 3.3 | 10.9 | 13.0 | 8.1 | 8.1 | 3.8 |
| | Pac. | | | | | | | | | | | | | | | | | | |
| 60 | Wash.... | 5,356 | 80.9 | 15,790 | 195.71 | 5,393 | 31.8 | 5.2 | 42.4 | 20.5 | 45.1 | 92.9 | 85.0 | 2.5 | 19.0 | 20.1 | 7.0 | 4.3 | 2.9 |
| 61 | Oreg.... | 5,592 | 82.6 | 15,415 | 188.61 | 4,465 | 38.2 | 5.6 | 35.0 | 21.7 | 48.0 | 92.7 | 84.3 | 2.5 | 14.8 | 18.2 | 5.8 | 5.0 | 3.1 |
| 62 | Calif... | 7,954 | 81.2 | 39,514 | 487.76 | 13,193 | 56.5 | 8.1 | 23.6 | 18.0 | 58.2 | 92.8 | 82.1 | 2.9 | 21.5 | 13.8 | 10.7 | 3.7 | 2.6 |

*Not available.

[1] Data for District of Columbia not included in totals.

## BY DIVISIONS AND STATES: CENSUS OF 1950

See text. Base data in Volume I]

| Percent distribution of total value of farm products sold for farms 70 to 99 acres, by source | | | | | Percent of totals for all farms represented by totals for farms 70 to 99 acres | | | | | | | | | Expenditures for— | | | | | | |
|---|---|---|---|---|---|---|---|---|---|---|---|---|---|---|---|---|---|---|---|---|
| All crops | Field crops | All livestock and products | Dairy products | Other livestock and products (except poultry) | Number of farms | Land owned (acres) | Land rented from others (acres) | Land in farms (acres) | Cropland harvested (acres) | Number of cattle and calves | Number of hogs and pigs | All corn (acres) | Value of all farm products sold | Machine hire | Hired labor | Feed | Purchase of livestock and poultry | Gasoline and other petroleum fuel and oil | Farm machinery repairs | |
| 40.3 | 32.2 | 59.0 | 21.3 | 25.6 | 11.5 | 6.0 | 3.0 | 4.4 | 6.0 | 6.7 | 8.1 | 7.7 | 7.2 | 8.4 | 5.6 | 8.9 | 6.0 | 6.7 | 6.3 | 1 |
| 22.9 | 17.8 | 76.7 | 29.1 | 32.7 | 12.6 | 7.3 | 2.6 | 5.3 | 5.4 | 7.4 | 7.0 | 5.9 | 7.3 | 9.3 | 5.9 | 9.5 | 6.1 | 6.7 | 6.7 | 2 |
| 63.6 | 57.8 | 34.9 | 8.8 | 16.1 | 11.3 | 7.4 | 5.3 | 6.2 | 8.3 | 7.1 | 11.4 | 12.4 | 7.7 | 7.5 | 5.2 | 9.1 | 5.9 | 6.9 | 5.8 | 3 |
| 54.7 | 31.0 | 45.0 | 19.0 | 19.5 | 7.7 | 1.5 | 0.8 | 0.9 | 3.6 | 4.2 | 7.7 | 4.8 | 5.9 | 7.6 | 5.8 | 6.5 | 5.8 | 6.1 | 5.5 | 4 |
| 25.5 | 16.2 | 73.2 | 31.6 | 8.0 | 10.9 | 7.8 | 5.3 | 7.4 | 8.4 | 7.4 | 8.4 | 7.2 | 7.9 | 10.0 | 6.1 | 9.2 | 9.2 | 7.8 | 7.6 | 5 |
| 25.2 | 13.4 | 74.4 | 38.1 | 15.5 | 13.3 | 10.9 | 8.1 | 10.3 | 11.6 | 10.7 | 14.0 | 12.7 | 10.6 | 14.2 | 7.8 | 11.0 | 14.3 | 11.2 | 11.1 | 6 |
| 23.8 | 19.1 | 75.9 | 32.7 | 31.6 | 16.2 | 13.6 | 5.2 | 10.5 | 10.0 | 12.3 | 8.9 | 8.8 | 10.1 | 14.2 | 7.3 | 12.6 | 8.3 | 10.3 | 10.3 | 7 |
| 19.7 | 18.5 | 80.2 | 17.4 | 48.9 | 9.3 | 4.0 | 1.4 | 2.6 | 2.7 | 4.1 | 5.4 | 3.8 | 4.4 | 5.2 | 3.3 | 6.2 | 3.7 | 3.5 | 3.4 | 8 |
| 64.5 | 55.5 | 33.4 | 7.3 | 10.9 | 10.9 | 9.0 | 8.8 | 8.4 | 10.9 | 7.8 | 11.3 | 11.6 | 9.3 | 11.4 | 5.8 | 9.6 | 8.0 | 8.8 | 7.6 | 9 |
| 59.6 | 57.3 | 38.6 | 11.2 | 22.8 | 12.2 | 11.9 | 10.2 | 11.5 | 12.7 | 11.4 | 12.7 | 13.9 | 10.9 | 10.9 | 6.9 | 11.2 | 8.7 | 9.5 | 8.7 | 10 |
| 66.5 | 61.7 | 33.0 | 8.5 | 16.4 | 10.6 | 4.2 | 2.8 | 3.2 | 4.9 | 4.7 | 9.8 | 11.1 | 4.9 | 4.5 | 4.2 | 7.5 | 3.5 | 4.6 | 3.8 | 11 |
| 52.4 | 46.2 | 47.5 | 15.0 | 28.5 | 8.6 | 0.9 | 0.6 | 0.5 | 3.2 | 3.2 | 8.5 | 3.9 | 5.7 | 8.2 | 4.9 | 6.4 | 4.7 | 5.5 | 5.4 | 12 |
| 56.1 | 21.5 | 43.4 | 21.5 | 13.9 | 7.1 | 3.1 | 1.3 | 2.1 | 4.4 | 5.8 | 7.0 | 12.2 | 6.1 | 7.1 | 6.2 | 6.5 | 7.0 | 6.6 | 5.5 | 13 |
| 41.1 | 33.5 | 56.0 | 15.4 | 6.2 | 14.4 | 8.8 | 6.7 | 8.5 | 10.3 | 9.5 | 8.6 | 7.9 | 9.1 | 9.9 | 6.0 | 12.0 | 11.9 | 8.5 | 6.5 | 14 |
| 8.1 | 2.6 | 91.0 | 21.0 | 4.6 | 10.6 | 7.3 | 4.6 | 6.8 | 8.6 | 6.5 | 4.2 | 5.1 | 7.5 | 10.7 | 6.1 | 9.3 | 8.0 | 6.7 | 6.0 | 15 |
| 9.2 | 3.7 | 87.8 | 55.8 | 10.7 | 8.1 | 4.2 | 1.8 | 3.7 | 4.3 | 3.6 | 4.9 | 2.6 | 4.4 | 5.3 | 2.7 | 5.1 | 3.9 | 3.5 | 4.1 | 16 |
| 17.1 | 6.0 | 82.6 | 38.2 | 11.0 | 8.9 | 10.7 | 8.0 | 10.0 | 10.6 | 11.6 | 6.0 | 10.8 | 8.8 | 11.7 | 7.8 | 10.4 | 11.9 | 9.8 | 9.5 | 17 |
| 29.4 | 11.2 | 70.5 | 34.4 | 5.8 | 11.4 | 13.0 | 12.8 | 12.5 | 10.4 | 12.0 | 20.2 | 11.3 | 11.1 | 21.9 | 8.4 | 10.7 | 11.2 | 11.5 | 12.9 | 18 |
| 29.6 | 19.3 | 70.1 | 36.6 | 7.3 | 10.5 | 11.3 | 7.6 | 10.4 | 10.6 | 9.9 | 18.6 | 10.9 | 8.1 | 11.0 | 5.7 | 8.5 | 8.6 | 8.1 | 10.2 | 19 |
| 28.8 | 13.0 | 70.8 | 45.0 | 9.9 | 12.1 | 8.5 | 4.9 | 7.9 | 8.7 | 7.5 | 10.8 | 8.0 | 7.9 | 11.2 | 5.9 | 8.3 | 8.8 | 8.5 | 8.0 | 20 |
| 39.1 | 9.0 | 60.7 | 22.8 | 16.5 | 8.9 | 11.7 | 8.8 | 10.5 | 10.9 | 9.6 | 12.0 | 11.3 | 9.0 | 13.2 | 8.9 | 7.1 | 16.5 | 11.2 | 10.9 | 21 |
| 19.6 | 14.8 | 80.0 | 37.6 | 18.9 | 15.0 | 13.5 | 11.2 | 12.9 | 14.7 | 14.8 | 15.5 | 15.3 | 14.5 | 17.0 | 9.7 | 15.7 | 17.8 | 14.1 | 14.3 | 22 |
| 27.5 | 22.8 | 72.2 | 24.8 | 32.6 | 16.3 | 15.4 | 7.6 | 12.8 | 12.6 | 14.2 | 12.1 | 12.3 | 12.8 | 17.1 | 8.9 | 15.0 | 11.9 | 12.7 | 12.5 | 23 |
| 23.2 | 21.3 | 76.6 | 17.9 | 43.5 | 15.0 | 13.9 | 5.3 | 10.5 | 9.7 | 11.5 | 9.6 | 9.5 | 9.7 | 13.9 | 6.5 | 11.9 | 8.4 | 9.4 | 9.7 | 24 |
| 33.2 | 28.9 | 66.7 | 15.3 | 42.1 | 10.6 | 9.2 | 3.0 | 5.5 | 4.8 | 5.9 | 5.9 | 4.9 | 4.8 | 8.0 | 3.5 | 6.6 | 3.9 | 5.2 | 5.0 | 25 |
| 36.5 | 25.2 | 63.0 | 32.0 | 20.1 | 19.8 | 16.7 | 7.2 | 14.5 | 15.4 | 15.3 | 13.3 | 14.8 | 14.3 | 19.9 | 10.3 | 16.7 | 14.0 | 14.5 | 14.5 | 26 |
| 8.3 | 5.5 | 91.2 | 58.6 | 24.3 | 20.3 | 13.5 | 7.8 | 12.0 | 14.0 | 15.5 | 10.2 | 12.8 | 15.1 | 16.7 | 8.9 | 16.4 | 15.0 | 14.8 | 14.8 | 27 |
| 14.1 | 12.0 | 85.6 | 32.8 | 34.7 | 12.0 | 6.9 | 2.4 | 5.3 | 4.6 | 7.4 | 5.5 | 4.7 | 6.1 | 7.0 | 3.8 | 7.9 | 5.5 | 5.4 | 5.6 | 28 |
| 14.8 | 14.2 | 85.2 | 11.3 | 60.8 | 10.4 | 7.6 | 2.9 | 5.0 | 4.8 | 5.3 | 6.0 | 4.9 | 5.3 | 7.2 | 3.2 | 6.1 | 3.4 | 5.4 | 5.4 | 29 |
| 28.0 | 26.8 | 71.7 | 16.6 | 42.3 | 14.3 | 9.2 | 5.0 | 7.6 | 7.3 | 8.6 | 7.7 | 7.1 | 8.1 | 9.3 | 8.1 | 10.1 | 5.9 | 7.1 | 6.4 | 30 |
| 29.6 | 29.5 | 70.4 | 7.2 | 37.5 | 0.9 | 0.4 | 0.1 | 0.1 | 0.1 | 0.2 | 0.1 | 0.1 | 0.3 | 0.5 | 0.1 | 1.6 | 0.3 | 0.2 | 0.2 | 31 |
| 12.3 | 11.3 | 87.6 | 5.1 | 73.2 | 2.4 | 0.8 | 0.2 | 0.3 | 0.5 | 0.6 | 1.2 | 0.8 | 1.5 | 1.5 | 0.7 | 2.2 | 3.9 | 0.7 | 0.7 | 32 |
| 29.3 | 28.3 | 70.7 | 6.5 | 55.7 | 5.2 | 1.7 | 0.9 | 1.0 | 1.5 | 1.5 | 2.6 | 2.0 | 2.8 | 3.1 | 2.2 | 3.1 | 3.9 | 2.3 | 2.2 | 33 |
| 25.4 | 23.3 | 74.4 | 17.4 | 43.3 | 6.6 | 2.9 | 0.8 | 1.5 | 1.5 | 2.4 | 4.4 | 3.8 | 2.1 | 2.5 | 2.2 | 4.3 | 1.6 | 2.0 | 1.7 | 34 |
| 11.5 | 7.2 | 88.2 | 7.6 | 3.3 | 11.9 | 9.3 | 7.7 | 8.6 | 9.2 | 7.8 | 11.1 | 10.8 | 8.6 | 11.0 | 3.8 | 8.6 | 9.4 | 8.7 | 7.0 | 35 |
| 30.3 | 22.1 | 69.1 | 23.9 | 11.0 | 10.6 | 9.0 | 6.5 | 7.8 | 8.1 | 8.0 | 8.9 | 8.8 | 8.4 | 10.9 | 6.1 | 9.6 | 10.0 | 8.3 | 7.7 | 36 |
| (*) | (*) | (*) | (*) | (*) | 3.6 | (*) | (*) | 7.1 | (*) | (*) | (*) | (*) | (*) | (*) | (*) | (*) | (*) | (*) | (*) | 37 |
| 50.2 | 44.7 | 47.8 | 10.3 | 19.5 | 11.1 | 9.6 | 7.8 | 8.9 | 9.6 | 7.9 | 10.6 | 10.3 | 8.4 | 10.1 | 4.7 | 8.3 | 5.7 | 7.3 | 6.3 | 38 |
| 11.8 | 7.0 | 85.5 | 22.6 | 33.8 | 13.3 | 11.4 | 9.6 | 11.0 | 12.2 | 10.4 | 12.5 | 12.5 | 9.2 | 9.2 | 4.8 | 11.4 | 7.2 | 7.5 | 10.8 | 39 |
| 80.3 | 77.7 | 17.3 | 3.7 | 6.9 | 10.4 | 13.1 | 11.7 | 12.7 | 12.7 | 12.4 | 12.4 | 12.6 | 11.9 | 13.6 | 10.1 | 12.1 | 11.6 | 12.5 | 11.6 | 40 |
| 80.3 | 75.7 | 17.3 | 3.1 | 7.3 | 9.1 | 9.2 | 9.3 | 8.8 | 10.1 | 8.1 | 10.4 | 10.5 | 8.7 | 10.5 | 5.9 | 8.0 | 7.3 | 7.9 | 6.4 | 41 |
| 67.1 | 63.2 | 30.0 | 3.6 | 11.1 | 12.2 | 7.1 | 9.6 | 7.7 | 11.3 | 8.2 | 11.5 | 12.1 | 10.9 | 12.1 | 5.4 | 11.5 | 10.5 | 7.7 | 6.4 | 42 |
| 75.6 | 17.9 | 23.9 | 8.3 | 8.7 | 9.7 | 3.8 | 2.2 | 2.7 | 9.0 | 2.6 | 11.2 | 12.2 | 5.3 | 8.5 | 3.7 | 6.6 | 3.2 | 5.5 | 5.1 | 43 |
| 51.4 | 50.3 | 47.8 | 13.0 | 29.7 | 13.9 | 13.7 | 9.8 | 12.8 | 12.9 | 12.5 | 11.7 | 13.2 | 11.6 | 13.4 | 8.3 | 12.4 | 9.1 | 10.4 | 9.6 | 44 |
| 53.3 | 51.0 | 45.5 | 15.4 | 25.8 | 12.6 | 13.3 | 11.6 | 12.9 | 14.0 | 13.2 | 13.1 | 14.7 | 12.2 | 13.6 | 8.7 | 11.9 | 9.7 | 11.9 | 11.4 | 45 |
| 76.5 | 72.6 | 20.8 | 3.0 | 13.6 | 12.6 | 9.8 | 11.1 | 10.4 | 14.4 | 8.3 | 14.6 | 15.1 | 12.2 | 14.5 | 7.6 | 8.7 | 6.4 | 10.3 | 9.2 | 46 |
| 63.9 | 61.4 | 33.0 | 11.2 | 16.4 | 10.2 | 11.0 | 8.1 | 10.0 | 9.8 | 11.1 | 11.5 | 12.4 | 7.5 | 5.7 | 4.0 | 10.6 | 8.1 | 6.2 | 5.1 | 47 |
| 69.7 | 66.0 | 29.4 | 5.7 | 13.4 | 13.9 | 11.1 | 10.3 | 11.0 | 11.8 | 12.7 | 14.8 | 15.7 | 10.6 | 11.2 | 8.3 | 13.7 | 12.2 | 8.5 | 7.3 | 48 |
| 64.8 | 61.7 | 34.2 | 13.8 | 17.8 | 8.2 | 9.1 | 6.2 | 7.4 | 7.3 | 8.1 | 11.1 | 10.3 | 6.8 | 7.6 | 4.4 | 10.8 | 7.5 | 6.0 | 4.0 | 49 |
| 46.7 | 41.4 | 53.1 | 13.9 | 31.4 | 11.0 | 4.6 | 3.0 | 3.5 | 3.2 | 4.5 | 8.3 | 9.2 | 3.6 | 3.4 | 3.9 | 6.1 | 3.0 | 3.1 | 2.5 | 50 |
| 69.9 | 64.2 | 29.9 | 7.5 | 14.1 | 9.4 | 2.4 | 1.7 | 1.8 | 3.9 | 3.0 | 7.2 | 10.0 | 3.7 | 3.3 | 3.4 | 5.7 | 2.2 | 3.9 | 3.5 | 51 |
| 32.5 | 30.5 | 67.3 | 19.5 | 42.6 | 4.2 | 0.4 | 0.2 | 0.2 | 0.6 | 1.0 | 3.2 | 0.8 | 1.5 | 2.4 | 1.4 | 3.3 | 1.6 | 1.4 | 1.3 | 52 |
| 63.0 | 59.2 | 37.0 | 15.5 | 19.6 | 16.3 | 4.0 | 4.9 | 4.0 | 9.1 | 11.0 | 14.7 | 22.4 | 13.9 | 20.1 | 12.3 | 11.4 | 9.6 | 13.9 | 12.7 | 53 |
| 47.5 | 46.0 | 52.5 | 8.1 | 36.7 | 5.7 | 0.4 | 0.1 | 0.2 | 1.6 | 0.7 | 10.0 | 1.7 | 1.8 | 2.7 | 1.0 | 1.5 | 1.4 | 2.7 | 2.7 | 54 |
| 42.2 | 30.8 | 57.8 | 8.7 | 45.6 | 7.2 | 0.8 | 0.9 | 0.7 | 2.3 | 3.3 | 7.6 | 3.7 | 5.4 | 5.2 | 5.3 | 7.9 | 5.9 | 4.5 | 4.1 | 55 |
| 79.3 | 75.5 | 20.7 | 5.9 | 13.0 | 5.1 | 0.4 | 0.2 | 0.2 | 2.4 | 0.8 | 5.0 | 3.6 | 3.4 | 7.1 | 4.4 | 3.9 | 1.1 | 4.5 | 5.2 | 56 |
| 57.8 | 51.0 | 42.2 | 20.0 | 18.8 | 7.7 | 0.8 | 0.2 | 0.2 | 3.8 | 2.1 | 11.1 | 2.7 | 2.8 | 5.4 | 2.2 | 4.9 | 2.7 | 3.0 | 3.4 | 57 |
| 34.7 | 27.1 | 65.3 | 24.3 | 28.8 | 9.6 | 2.5 | 1.7 | 1.8 | 8.1 | 7.9 | 7.6 | 12.2 | 8.9 | 11.9 | 7.0 | 6.5 | 7.4 | 9.6 | 9.9 | 58 |
| 23.0 | 19.8 | 77.0 | 29.9 | 37.8 | 12.7 | 0.9 | 0.6 | 0.5 | 3.7 | 2.8 | 6.7 | 5.6 | 4.1 | 5.9 | 2.6 | 4.5 | 2.5 | 6.4 | 5.3 | 59 |
| 46.6 | 19.5 | 52.3 | 30.7 | 12.8 | 7.7 | 4.0 | 1.2 | 2.4 | 3.2 | 8.5 | 7.5 | 17.9 | 7.3 | 9.6 | 8.4 | 10.1 | 8.3 | 7.0 | 5.5 | 60 |
| 49.5 | 25.6 | 48.6 | 24.1 | 13.4 | 9.4 | 2.9 | 1.3 | 2.3 | 5.5 | 5.6 | 12.2 | 17.1 | 7.8 | 8.8 | 7.5 | 9.3 | 6.2 | 8.0 | 6.7 | 61 |
| 60.2 | 21.0 | 39.7 | 18.4 | 14.4 | 5.8 | 2.9 | 1.4 | 1.8 | 4.6 | 5.0 | 5.3 | 8.3 | 5.6 | 6.4 | 5.6 | 5.3 | 6.9 | 6.2 | 5.3 | 62 |

## Table 49.—FARMS OF 100 TO 139 ACRES—SELECTED CHARACTERISTICS,

[Data are based on reports for only a sample of farms.

| | Region, division, and State | Number of farms 100 to 139 acres | Average for farms 100 to 139 acres | | | | Percent of land in farms 100 to 139 acres represented by— | | | Percent of farms 100 to 139 acres reporting— | | | | Percent of total value of farm products sold for farms 100 to 139 acres, represented by expenditures for— | | | | | |
|---|---|---|---|---|---|---|---|---|---|---|---|---|---|---|---|---|---|---|---|
| | | | Total land per farm (acres) | Value of land and buildings (dollars) | | Farm products sold per farm (dollars) | Cropland harvested | Cropland not harvested and not pastured | Land pastured | Tractor | | Electricity | Electric washing machine | Machine hire | Hired labor | Feed | Purchase of livestock and poultry | Gasoline and other petroleum fuel and oil | Farm machinery repairs |
| | | | | Per farm | Per acre | | | | | With horses and/or mules | Without horses or mules | | | | | | | | |
| 1 | U.S..... | 581,099 | 116.2 | 10,977 | 94.04 | 3,576 | 41.2 | 5.7 | 34.0 | 29.3 | 28.0 | 82.3 | 65.1 | 3.1 | 8.4 | 15.9 | 8.3 | 5.1 | 3.3 |
| 2 | The North.. | 301,054 | 117.0 | 12,714 | 108.08 | 4,236 | 49.8 | 4.4 | 31.9 | 34.0 | 39.2 | 87.6 | 79.5 | 3.0 | 6.1 | 17.9 | 9.1 | 5.3 | 3.7 |
| 3 | The South.. | 255,970 | 115.3 | 7,490 | 64.73 | 2,297 | 30.5 | 7.2 | 36.7 | 23.3 | 13.5 | 75.4 | 46.8 | 3.3 | 10.4 | 12.7 | 6.9 | 4.6 | 2.6 |
| 4 | The West... | 24,075 | 116.4 | 26,070 | 224.53 | 8,652 | 46.3 | 6.1 | 31.9 | 32.7 | 41.8 | 89.9 | 80.4 | 3.1 | 17.7 | 12.5 | 7.7 | 4.7 | 3.1 |
| | Geo. Div. | | | | | | | | | | | | | | | | | | |
| 5 | N.E..... | 13,020 | 114.4 | 10,030 | 87.33 | 5,084 | 25.5 | 4.9 | 31.3 | 15.7 | 32.4 | 90.4 | 78.1 | 1.3 | 14.3 | 34.1 | 7.5 | 3.5 | 2.2 |
| 6 | M.A..... | 48,015 | 116.1 | 11,022 | 94.88 | 4,907 | 43.2 | 8.3 | 30.1 | 33.2 | 39.9 | 93.2 | 85.7 | 2.5 | 11.0 | 26.2 | 8.8 | 4.8 | 3.5 |
| 7 | E.N.C... | 141,634 | 116.9 | 13,771 | 117.45 | 4,164 | 52.6 | 4.2 | 30.6 | 33.2 | 45.7 | 92.1 | 85.3 | 3.2 | 4.8 | 14.6 | 7.8 | 5.8 | 4.1 |
| 8 | W.N.C... | 98,385 | 118.0 | 12,369 | 103.75 | 3,916 | 52.2 | 2.8 | 34.6 | 38.2 | 30.6 | 77.9 | 68.2 | 3.3 | 3.9 | 15.5 | 11.4 | 5.2 | 3.6 |
| 9 | S.A..... | 92,553 | 114.9 | 7,858 | 68.05 | 2,450 | 28.0 | 7.9 | 26.9 | 24.2 | 10.5 | 78.3 | 49.7 | 2.8 | 9.3 | 15.8 | 6.3 | 4.7 | 2.4 |
| 10 | E.S.C... | 88,900 | 115.1 | 6,736 | 58.45 | 1,886 | 27.7 | 7.6 | 39.6 | 24.6 | 6.6 | 72.5 | 47.7 | 3.0 | 6.5 | 9.5 | 8.8 | 4.1 | 2.4 |
| 11 | W.S.C... | 74,517 | 116.1 | 7,925 | 68.00 | 2,603 | 36.8 | 5.9 | 45.3 | 20.6 | 25.4 | 75.3 | 42.3 | 4.1 | 14.9 | 11.9 | 6.0 | 5.1 | 2.9 |
| 12 | Mt..... | 11,009 | 116.9 | 17,628 | 151.78 | 6,403 | 51.3 | 6.5 | 29.4 | 42.2 | 31.3 | 87.2 | 77.6 | 3.8 | 11.6 | 9.2 | 11.4 | 5.7 | 3.7 |
| 13 | Pac..... | 13,066 | 116.0 | 33,264 | 286.56 | 10,553 | 42.0 | 5.8 | 34.1 | 24.8 | 50.7 | 92.2 | 82.8 | 2.7 | 20.9 | 14.1 | 5.8 | 4.2 | 2.8 |
| | N.E. | | | | | | | | | | | | | | | | | | |
| 14 | Maine... | 5,038 | 112.8 | 6,402 | 56.11 | 3,808 | 26.0 | 6.0 | 23.4 | 13.7 | 30.1 | 86.1 | 75.3 | 1.3 | 14.7 | 26.1 | 5.2 | 4.1 | 2.7 |
| 15 | N.H..... | 1,707 | 113.5 | 7,861 | 69.48 | 3,374 | 21.1 | 5.1 | 28.5 | 12.9 | 30.0 | 94.4 | 79.5 | 1.1 | 10.2 | 43.3 | 10.4 | 3.5 | 2.0 |
| 16 | Vt..... | 2,506 | 115.8 | 7,793 | 67.06 | 3,503 | 29.3 | 2.1 | 48.5 | 16.6 | 21.4 | 88.8 | 78.1 | 1.4 | 6.7 | 34.7 | 7.3 | 3.3 | 2.0 |
| 17 | Mass.... | 1,927 | 115.4 | 15,358 | 133.14 | 7,902 | 23.6 | 5.8 | 28.8 | 17.9 | 43.0 | 96.0 | 81.5 | 1.2 | 19.2 | 38.5 | 8.6 | 3.3 | 2.0 |
| 18 | R.I..... | 225 | 115.8 | 16,960 | 146.38 | 7,837 | 23.9 | 10.3 | 22.6 | 17.8 | 48.9 | 93.3 | 73.3 | 1.2 | 19.8 | 39.4 | 11.3 | 3.7 | 3.6 |
| 19 | Conn.... | 1,617 | 116.5 | 21,442 | 184.44 | 9,404 | 25.2 | 4.2 | 36.0 | 20.7 | 44.2 | 94.7 | 82.0 | 1.5 | 14.3 | 35.0 | 7.8 | 3.2 | 2.0 |
| | M.A. | | | | | | | | | | | | | | | | | | |
| 20 | N.Y..... | 20,634 | 116.4 | 10,105 | 86.73 | 4,726 | 39.9 | 7.7 | 35.6 | 37.0 | 33.4 | 94.5 | 85.7 | 2.3 | 11.0 | 25.7 | 7.5 | 4.6 | 3.1 |
| 21 | N.J..... | 2,567 | 116.8 | 21,353 | 183.06 | 10,438 | 49.8 | 7.9 | 19.8 | 29.5 | 57.3 | 95.5 | 85.5 | 1.4 | 18.9 | 21.7 | 7.8 | 4.3 | 3.2 |
| 22 | Pa..... | 24,814 | 115.7 | 10,769 | 92.97 | 4,471 | 45.3 | 8.7 | 26.6 | 30.3 | 43.4 | 91.9 | 85.6 | 2.9 | 9.1 | 27.8 | 10.2 | 5.2 | 3.8 |
| | E.N.C. | | | | | | | | | | | | | | | | | | |
| 23 | Ohio.... | 32,369 | 116.1 | 14,171 | 121.67 | 3,884 | 49.8 | 4.7 | 32.3 | 22.4 | 51.4 | 93.4 | 86.1 | 3.3 | 5.0 | 16.8 | 8.4 | 5.8 | 4.0 |
| 24 | Ind..... | 23,876 | 117.3 | 14,406 | 122.09 | 4,171 | 54.0 | 4.2 | 27.6 | 27.5 | 48.7 | 91.3 | 82.6 | 3.3 | 3.6 | 15.7 | 8.5 | 5.8 | 3.8 |
| 25 | Ill..... | 25,065 | 117.6 | 18,278 | 154.91 | 4,808 | 63.1 | 3.7 | 24.0 | 39.0 | 42.2 | 85.0 | 77.2 | 3.2 | 3.7 | 12.2 | 10.6 | 5.7 | 4.0 |
| 26 | Mich.... | 24,827 | 116.4 | 11,109 | 95.34 | 3,404 | 49.5 | 7.1 | 28.5 | 25.2 | 56.9 | 95.4 | 89.3 | 3.6 | 7.4 | 11.5 | 6.8 | 6.4 | 4.7 |
| 27 | Wis..... | 35,497 | 117.2 | 11,638 | 99.10 | 4,486 | 48.7 | 2.1 | 37.2 | 48.2 | 33.1 | 94.3 | 89.3 | 2.7 | 5.0 | 15.4 | 5.4 | 5.4 | 4.0 |
| | W.N.C. | | | | | | | | | | | | | | | | | | |
| 28 | Minn.... | 23,123 | 118.2 | 10,902 | 91.34 | 4,057 | 54.9 | 2.0 | 29.6 | 48.2 | 32.6 | 81.7 | 76.3 | 3.4 | 4.2 | 14.7 | 7.2 | 6.1 | 4.1 |
| 29 | Iowa.... | 28,720 | 118.5 | 19,107 | 160.38 | 5,685 | 65.5 | 0.9 | 25.7 | 40.2 | 43.3 | 90.0 | 82.8 | 2.8 | 2.6 | 15.2 | 12.3 | 4.8 | 3.3 |
| 30 | Mo..... | 32,102 | 117.4 | 7,719 | 64.92 | 2,498 | 36.1 | 3.8 | 48.4 | 29.2 | 16.3 | 66.7 | 52.6 | 3.7 | 6.0 | 18.3 | 12.9 | 4.4 | 2.9 |
| 31 | N.Dak... | 650 | 118.8 | 5,602 | 47.18 | 1,560 | 51.0 | 10.8 | 30.7 | 18.5 | 32.3 | 50.0 | 42.3 | 5.9 | 6.7 | 4.9 | 7.9 | 12.6 | 7.6 |
| 32 | S.Dak... | 1,527 | 118.7 | 10,352 | 87.55 | 3,651 | 65.2 | 1.9 | 26.2 | 35.4 | 34.2 | 65.6 | 55.0 | 4.3 | 4.3 | 12.9 | 16.6 | 6.4 | 4.4 |
| 33 | Nebr.... | 5,297 | 118.3 | 15,589 | 129.07 | 4,455 | 68.6 | 3.9 | 20.5 | 45.1 | 35.1 | 77.9 | 67.8 | 3.0 | 3.4 | 12.9 | 16.7 | 6.2 | 4.0 |
| 34 | Kans.... | 6,966 | 117.8 | 9,362 | 78.21 | 2,420 | 47.5 | 6.5 | 37.6 | 34.8 | 32.9 | 72.2 | 58.7 | 4.5 | 3.9 | 14.8 | 11.3 | 6.4 | 4.5 |
| | S.A. | | | | | | | | | | | | | | | | | | |
| 35 | Del..... | 903 | 115.9 | 11,991 | 104.18 | 9,097 | 47.0 | 9.2 | 15.2 | 41.6 | 26.0 | 80.8 | 72.4 | 2.1 | 6.8 | 48.6 | 9.6 | 2.6 | 2.1 |
| 36 | Md..... | 4,787 | 116.8 | 14,022 | 116.88 | 5,170 | 41.1 | 8.1 | 25.3 | 45.0 | 27.3 | 85.9 | 75.1 | 2.6 | 11.4 | 26.6 | 9.2 | 5.0 | 3.1 |
| 37 | D.C..... | ..... | ..... | ..... | ..... | ..... | ..... | ..... | ..... | ..... | ..... | ..... | ..... | ..... | ..... | ..... | ..... | ..... | ..... |
| 38 | Va..... | 16,561 | 115.7 | 8,442 | 72.26 | 2,299 | 22.1 | 6.6 | 34.2 | 23.0 | 8.6 | 78.9 | 57.8 | 2.1 | 8.5 | 18.5 | 7.9 | 3.7 | 2.4 |
| 39 | W.Va.... | 10,367 | 115.3 | 5,546 | 48.21 | 1,151 | 16.1 | 4.7 | 52.2 | 8.6 | 6.6 | 65.2 | 54.5 | 1.6 | 10.4 | 25.6 | 10.7 | 3.1 | 1.6 |
| 40 | N.C..... | 22,829 | 114.8 | 9,341 | 81.01 | 2,589 | 25.8 | 7.0 | 17.7 | 33.1 | 7.3 | 81.7 | 57.5 | 2.7 | 8.3 | 8.9 | 3.8 | 5.4 | 2.4 |
| 41 | S.C..... | 9,788 | 114.8 | 7,429 | 64.45 | 1,801 | 31.3 | 9.7 | 18.2 | 20.9 | 8.8 | 77.2 | 36.2 | 3.7 | 11.6 | 10.8 | 5.0 | 6.4 | 2.7 |
| 42 | Ga..... | 23,234 | 113.8 | 5,233 | 45.98 | 2,020 | 34.3 | 9.9 | 22.8 | 21.1 | 11.7 | 79.9 | 35.1 | 3.9 | 7.7 | 11.9 | 5.5 | 5.0 | 2.2 |
| 43 | Fla..... | 4,084 | 116.1 | 11,471 | 98.13 | 4,560 | 31.2 | 10.6 | 32.8 | 15.8 | 20.9 | 73.6 | 41.3 | 2.2 | 13.9 | 11.4 | 5.9 | 3.3 | 1.8 |
| | E.S.C. | | | | | | | | | | | | | | | | | | |
| 44 | Ky..... | 29,146 | 114.8 | 8,039 | 69.85 | 2,366 | 26.0 | 7.0 | 45.2 | 28.3 | 5.1 | 69.4 | 55.3 | 2.6 | 6.0 | 9.2 | 10.2 | 3.3 | 2.1 |
| 45 | Tenn.... | 24,268 | 115.2 | 7,579 | 65.78 | 1,937 | 30.5 | 8.8 | 35.8 | 28.4 | 6.8 | 75.1 | 54.8 | 3.1 | 6.9 | 9.8 | 9.3 | 4.7 | 2.7 |
| 46 | Ala..... | 17,868 | 115.2 | 5,282 | 45.75 | 1,606 | 31.6 | 8.0 | 28.4 | 19.7 | 10.1 | 77.1 | 37.4 | 3.8 | 6.8 | 7.3 | 5.7 | 4.7 | 2.7 |
| 47 | Miss.... | 17,618 | 115.5 | 4,927 | 42.72 | 1,294 | 23.1 | 6.4 | 46.9 | 18.3 | 5.4 | 69.3 | 36.0 | 3.1 | 6.8 | 13.0 | 7.2 | 4.5 | 2.2 |
| | W.S.C. | | | | | | | | | | | | | | | | | | |
| 48 | Ark..... | 17,965 | 116.7 | 6,239 | 53.30 | 2,277 | 30.4 | 6.4 | 42.3 | 21.4 | 10.9 | 74.4 | 50.6 | 3.6 | 13.0 | 13.7 | 6.1 | 4.4 | 2.3 |
| 49 | La..... | 6,441 | 116.2 | 8,267 | 70.78 | 2,356 | 24.2 | 8.3 | 43.9 | 29.3 | 8.4 | 80.6 | 52.5 | 3.8 | 14.4 | 11.4 | 4.9 | 5.5 | 3.2 |
| 50 | Okla.... | 12,236 | 115.8 | 5,672 | 48.65 | 1,667 | 32.0 | 6.5 | 52.1 | 18.6 | 22.9 | 58.9 | 28.9 | 4.7 | 8.8 | 16.3 | 10.2 | 5.9 | 3.2 |
| 51 | Tex..... | 37,875 | 115.8 | 9,404 | 80.90 | 3,093 | 43.6 | 5.1 | 44.7 | 19.3 | 36.0 | 80.2 | 40.9 | 4.2 | 16.6 | 10.6 | 5.4 | 5.1 | 3.0 |
| | Mt. | | | | | | | | | | | | | | | | | | |
| 52 | Mont.... | 1,390 | 116.6 | 10,488 | 90.29 | 3,717 | 41.9 | 7.3 | 40.3 | 35.3 | 29.9 | 87.4 | 80.2 | 2.9 | 9.2 | 9.6 | 8.1 | 8.1 | 4.6 |
| 53 | Idaho... | 3,487 | 116.3 | 20,048 | 175.81 | 6,992 | 56.3 | 4.3 | 25.3 | 47.9 | 31.1 | 93.9 | 87.4 | 4.1 | 11.6 | 6.5 | 8.5 | 5.6 | 4.2 |
| 54 | Wyo..... | 696 | 116.8 | 11,272 | 97.22 | 4,416 | 49.3 | 15.4 | 26.0 | 38.8 | 39.7 | 75.6 | 69.1 | 4.2 | 6.3 | 9.6 | 14.4 | 7.0 | 3.9 |
| 55 | Colo.... | 2,216 | 117.9 | 15,795 | 134.18 | 6,954 | 56.4 | 6.4 | 23.2 | 37.0 | 41.2 | 88.9 | 75.8 | 3.4 | 9.4 | 10.1 | 19.4 | 5.9 | 3.8 |
| 56 | N.Mex... | 896 | 116.5 | 17,795 | 152.39 | 5,868 | 43.2 | 5.7 | 37.6 | 23.0 | 34.6 | 66.0 | 46.4 | 4.4 | 25.7 | 5.6 | 5.6 | 6.2 | 4.1 |
| 57 | Ariz.... | 449 | 117.5 | 28,484 | 246.18 | 12,505 | 45.3 | 6.0 | 32.6 | 30.5 | 26.7 | 77.5 | 63.0 | 4.4 | 12.9 | 7.1 | 7.5 | 3.1 | 1.3 |
| 58 | Utah.... | 1,735 | 116.9 | 20,542 | 173.78 | 6,078 | 49.1 | 7.7 | 32.6 | 56.0 | 17.6 | 90.8 | 82.7 | 3.6 | 10.2 | 15.9 | 12.0 | 5.1 | 2.7 |
| 59 | Nev..... | 140 | 116.1 | 20,164 | 173.82 | 5,991 | 47.4 | 3.1 | 35.5 | 53.6 | 10.7 | 67.9 | 64.3 | 1.5 | 11.0 | 16.8 | 4.9 | 7.4 | 3.4 |
| | Pac. | | | | | | | | | | | | | | | | | | |
| 60 | Wash.... | 3,389 | 115.4 | 19,351 | 167.85 | 6,679 | 28.2 | 4.4 | 43.0 | 23.5 | 45.1 | 90.0 | 82.7 | 2.4 | 21.1 | 19.0 | 6.6 | 4.2 | 2.4 |
| 61 | Oreg.... | 3,957 | 117.0 | 20,227 | 172.92 | 6,115 | 37.4 | 5.1 | 36.5 | 27.5 | 50.1 | 93.0 | 85.1 | 2.7 | 14.5 | 20.1 | 7.1 | 4.7 | 3.2 |
| 62 | Calif... | 5,720 | 115.8 | 51,083 | 440.70 | 15,873 | 53.3 | 7.1 | 27.1 | 23.7 | 54.3 | 92.9 | 81.2 | 2.7 | 22.5 | 11.4 | 5.2 | 4.0 | 2.8 |

## BY DIVISIONS AND STATES: CENSUS OF 1950

See text. Base data in Volume I]

| Percent distribution of total value of farm products sold for farms 100 to 139 acres, by source | | | | | Percent of totals for all farms represented by totals for farms 100 to 139 acres | | | | | | | | | | | | | | | |
|---|---|---|---|---|---|---|---|---|---|---|---|---|---|---|---|---|---|---|---|---|
| | | | | | | | | | | | | | | Expenditures for— | | | | | | |
| All crops | Field crops | All livestock and products | Dairy products | Other livestock and products (except poultry) | Number of farms | Land owned (acres) | Land rented from others (acres) | Land in farms (acres) | Cropland harvested (acres) | Number of cattle and calves | Number of hogs and pigs | All corn (acres) | Value of all farm products sold | Machine hire | Hired labor | Feed | Purchase of livestock and poultry | Gasoline and other petroleum fuel and oil | Farm machinery repairs | |
| 36.0 | 29.7 | 63.3 | 24.6 | 28.2 | 10.8 | 7.4 | 4.7 | 5.8 | 8.1 | 8.9 | 11.3 | 10.4 | 9.0 | 10.1 | 7.0 | 10.6 | 7.0 | 9.0 | 8.7 | 1 |
| 22.2 | 18.5 | 77.4 | 31.4 | 34.5 | 13.3 | 9.6 | 5.4 | 8.0 | 8.4 | 11.1 | 11.3 | 9.6 | 10.6 | 12.6 | 8.7 | 12.5 | 8.1 | 10.1 | 10.2 | 2 |
| 59.5 | 54.0 | 38.9 | 11.6 | 18.3 | 9.7 | 8.8 | 6.6 | 7.5 | 9.3 | 8.5 | 12.1 | 12.8 | 8.7 | 8.8 | 6.8 | 10.1 | 7.0 | 8.8 | 7.7 | 3 |
| 56.5 | 31.6 | 43.2 | 19.1 | 16.5 | 5.2 | 1.4 | 0.8 | 0.9 | 3.2 | 3.2 | 5.6 | 4.2 | 4.9 | 5.7 | 5.1 | 4.8 | 3.5 | 5.2 | 4.7 | 4 |
| 24.6 | 17.2 | 73.9 | 40.9 | 7.5 | 12.6 | 12.4 | 9.2 | 11.8 | 13.5 | 12.8 | 7.7 | 12.6 | 11.1 | 14.3 | 9.0 | 12.0 | 12.7 | 11.3 | 11.7 | 5 |
| 21.5 | 12.3 | 78.1 | 49.8 | 13.8 | 16.2 | 17.9 | 15.8 | 17.4 | 19.5 | 19.2 | 17.5 | 20.8 | 16.0 | 21.3 | 12.5 | 15.0 | 16.9 | 17.6 | 17.5 | 6 |
| 24.5 | 21.3 | 75.2 | 32.5 | 34.0 | 16.0 | 16.5 | 11.1 | 14.7 | 14.5 | 17.1 | 13.9 | 13.4 | 14.3 | 17.6 | 10.2 | 15.7 | 11.3 | 14.8 | 14.9 | 7 |
| 18.9 | 18.1 | 80.9 | 17.1 | 51.7 | 10.0 | 5.2 | 3.0 | 4.1 | 4.5 | 6.3 | 9.3 | 6.7 | 6.7 | 7.8 | 4.8 | 8.6 | 5.1 | 5.7 | 5.7 | 8 |
| 57.5 | 48.7 | 39.9 | 12.4 | 13.5 | 9.7 | 11.1 | 10.6 | 10.4 | 11.8 | 10.1 | 12.3 | 12.1 | 9.9 | 12.2 | 7.4 | 11.0 | 9.3 | 10.8 | 9.9 | 9 |
| 52.8 | 51.0 | 45.5 | 13.1 | 27.7 | 9.7 | 13.3 | 11.4 | 12.8 | 12.5 | 12.9 | 13.7 | 13.4 | 11.6 | 11.0 | 7.6 | 12.0 | 11.1 | 11.4 | 10.5 | 10 |
| 67.6 | 63.0 | 32.0 | 9.4 | 15.7 | 9.6 | 5.1 | 3.9 | 4.1 | 6.5 | 5.7 | 9.3 | 12.9 | 6.4 | 6.6 | 6.2 | 8.1 | 4.0 | 6.5 | 5.5 | 11 |
| 52.6 | 47.2 | 47.3 | 15.2 | 27.5 | 5.7 | 0.8 | 0.6 | 0.5 | 2.7 | 2.4 | 6.3 | 3.7 | 4.1 | 5.4 | 3.8 | 3.9 | 3.3 | 4.3 | 4.2 | 12 |
| 58.5 | 23.6 | 41.0 | 21.2 | 10.9 | 4.9 | 2.9 | 1.4 | 2.0 | 4.1 | 4.5 | 5.0 | 8.7 | 5.4 | 6.0 | 5.7 | 5.2 | 3.8 | 6.1 | 5.0 | 13 |
| 46.8 | 41.0 | 50.7 | 19.8 | 5.3 | 16.6 | 13.8 | 12.8 | 13.5 | 15.8 | 15.5 | 12.3 | 11.7 | 13.2 | 15.5 | 10.5 | 15.8 | 16.1 | 13.2 | 12.7 | 14 |
| 8.9 | 2.8 | 89.0 | 42.5 | 12.1 | 12.8 | 11.9 | 9.2 | 11.3 | 13.9 | 11.3 | 6.0 | 9.3 | 10.0 | 11.4 | 6.5 | 9.6 | 14.1 | 10.3 | 12.6 | 15 |
| 2.8 | 1.5 | 93.6 | 72.4 | 10.2 | 13.2 | 8.9 | 5.0 | 8.2 | 10.0 | 9.7 | 10.2 | 8.3 | 9.5 | 10.4 | 5.1 | 10.0 | 9.9 | 8.6 | 8.4 | 16 |
| 22.4 | 8.7 | 77.1 | 39.6 | 8.1 | 8.7 | 14.2 | 12.6 | 13.5 | 14.0 | 13.3 | 5.6 | 16.1 | 10.3 | 14.4 | 10.1 | 11.5 | 11.8 | 10.6 | 11.2 | 17 |
| 15.4 | 12.3 | 84.4 | 62.8 | 6.9 | 8.6 | 14.1 | 12.6 | 13.4 | 14.6 | 18.2 | 1.3 | 22.7 | 10.5 | 13.7 | 12.0 | 11.2 | 14.3 | 8.6 | 14.4 | 18 |
| 19.9 | 12.2 | 80.0 | 45.6 | 6.4 | 10.4 | 15.8 | 10.6 | 14.6 | 14.9 | 16.4 | 8.4 | 15.8 | 11.3 | 17.5 | 8.5 | 12.9 | 12.8 | 12.7 | 12.7 | 19 |
| 21.1 | 10.3 | 78.4 | 57.0 | 11.2 | 16.5 | 15.7 | 11.2 | 14.9 | 16.4 | 16.2 | 16.4 | 16.5 | 14.5 | 19.2 | 10.9 | 14.1 | 16.1 | 15.4 | 14.6 | 20 |
| 35.9 | 12.5 | 64.0 | 40.7 | 7.5 | 10.4 | 18.9 | 15.9 | 17.3 | 18.7 | 20.1 | 7.6 | 19.7 | 11.9 | 17.3 | 12.8 | 8.2 | 11.5 | 14.8 | 15.8 | 21 |
| 18.2 | 14.1 | 81.3 | 45.8 | 17.6 | 16.9 | 20.3 | 20.5 | 20.3 | 22.8 | 22.7 | 20.8 | 23.1 | 19.2 | 23.8 | 14.7 | 18.9 | 19.1 | 20.6 | 21.1 | 22 |
| 28.2 | 25.4 | 71.5 | 25.4 | 35.2 | 16.2 | 18.5 | 15.5 | 17.8 | 18.0 | 19.0 | 17.7 | 17.8 | 17.2 | 20.4 | 11.1 | 18.2 | 16.4 | 17.7 | 18.3 | 23 |
| 25.2 | 23.7 | 74.4 | 17.1 | 46.1 | 14.3 | 16.0 | 10.4 | 14.2 | 13.7 | 15.0 | 13.9 | 13.4 | 13.3 | 17.2 | 8.6 | 14.2 | 11.1 | 13.8 | 13.5 | 24 |
| 34.7 | 32.8 | 65.2 | 16.5 | 41.7 | 12.8 | 11.9 | 7.4 | 9.5 | 9.1 | 10.4 | 9.8 | 9.1 | 8.7 | 12.6 | 5.6 | 10.2 | 7.1 | 9.4 | 9.1 | 25 |
| 35.8 | 26.2 | 63.6 | 34.5 | 20.5 | 16.0 | 17.4 | 14.0 | 16.7 | 18.2 | 18.8 | 16.5 | 18.1 | 17.5 | 19.3 | 13.0 | 16.9 | 16.0 | 17.6 | 17.9 | 26 |
| 7.4 | 5.1 | 92.2 | 58.7 | 26.6 | 21.1 | 18.3 | 16.7 | 17.9 | 20.0 | 21.6 | 19.5 | 19.5 | 20.6 | 21.6 | 14.3 | 20.8 | 17.3 | 20.4 | 21.0 | 27 |
| 14.3 | 12.8 | 85.5 | 32.1 | 37.2 | 12.9 | 9.5 | 5.7 | 8.3 | 7.6 | 11.5 | 9.8 | 8.1 | 9.6 | 11.3 | 6.9 | 11.4 | 7.7 | 8.6 | 9.2 | 28 |
| 14.8 | 14.6 | 85.2 | 11.0 | 63.3 | 14.1 | 11.5 | 8.0 | 9.9 | 9.9 | 10.3 | 11.6 | 9.9 | 10.0 | 12.4 | 6.3 | 10.6 | 7.1 | 10.4 | 10.3 | 29 |
| 25.5 | 24.0 | 74.2 | 15.9 | 47.1 | 14.0 | 11.7 | 8.6 | 10.7 | 11.1 | 11.8 | 11.5 | 11.2 | 10.9 | 12.7 | 9.9 | 12.2 | 8.8 | 10.6 | 10.2 | 30 |
| 52.7 | 52.7 | 47.2 | 8.9 | 31.7 | 1.0 | 0.3 | 0.1 | 0.2 | 0.2 | 0.3 | 0.3 | 0.3 | 0.2 | 0.5 | 0.2 | 0.4 | 0.4 | 0.3 | 0.3 | 31 |
| 19.2 | 18.8 | 80.7 | 9.1 | 62.7 | 2.3 | 0.7 | 0.4 | 0.4 | 0.7 | 0.7 | 1.4 | 1.1 | 1.3 | 1.7 | 0.9 | 1.9 | 1.5 | 1.0 | 1.0 | 32 |
| 34.0 | 33.8 | 66.0 | 7.0 | 51.2 | 4.9 | 1.6 | 1.4 | 1.3 | 2.2 | 1.9 | 3.3 | 3.1 | 3.0 | 3.6 | 2.3 | 3.3 | 2.7 | 3.1 | 2.8 | 33 |
| 31.2 | 29.4 | 68.8 | 16.9 | 40.3 | 5.3 | 2.9 | 1.1 | 1.7 | 1.8 | 2.6 | 4.1 | 4.5 | 2.2 | 2.8 | 1.7 | 3.3 | 1.3 | 2.2 | 2.0 | 34 |
| 11.5 | 8.1 | 88.2 | 14.3 | 4.0 | 12.1 | 12.8 | 11.2 | 12.2 | 12.7 | 13.6 | 11.4 | 14.0 | 9.9 | 18.9 | 9.3 | 10.3 | 9.1 | 11.0 | 12.2 | 35 |
| 27.1 | 21.4 | 72.1 | 34.8 | 16.0 | 13.2 | 14.9 | 11.5 | 13.6 | 14.7 | 16.2 | 13.9 | 15.2 | 13.6 | 16.6 | 10.5 | 12.7 | 13.0 | 15.3 | 13.8 | 36 |
| ..... | ..... | ..... | ..... | ..... | ..... | ..... | ..... | ..... | ..... | ..... | ..... | ..... | ..... | ..... | ..... | ..... | ..... | ..... | ..... | 37 |
| 45.3 | 40.1 | 52.4 | 13.9 | 20.5 | 11.0 | 12.6 | 11.6 | 12.3 | 12.7 | 10.9 | 13.6 | 12.8 | 11.5 | 12.9 | 7.2 | 12.3 | 8.2 | 11.4 | 11.2 | 38 |
| 17.9 | 7.8 | 78.8 | 22.0 | 35.5 | 12.7 | 15.0 | 13.2 | 14.7 | 15.7 | 14.1 | 15.0 | 15.3 | 12.5 | 12.5 | 10.1 | 11.3 | 9.3 | 11.4 | 10.2 | 39 |
| 76.2 | 74.1 | 20.7 | 6.7 | 7.6 | 7.9 | 13.7 | 13.1 | 13.5 | 11.6 | 12.9 | 11.0 | 10.7 | 10.1 | 12.1 | 9.7 | 11.5 | 11.1 | 12.0 | 12.5 | 40 |
| 74.0 | 66.1 | 23.7 | 6.4 | 9.5 | 7.0 | 9.9 | 9.3 | 9.4 | 8.9 | 8.1 | 9.1 | 9.1 | 7.6 | 9.6 | 6.9 | 10.4 | 9.0 | 9.1 | 7.6 | 41 |
| 65.8 | 61.8 | 29.7 | 5.4 | 13.0 | 11.7 | 10.0 | 11.9 | 10.3 | 12.7 | 10.6 | 13.8 | 13.6 | 11.7 | 14.0 | 8.0 | 10.9 | 9.7 | 10.8 | 8.9 | 42 |
| 72.5 | 16.5 | 26.6 | 12.9 | 10.2 | 7.2 | 4.1 | 2.3 | 2.9 | 8.6 | 3.3 | 11.2 | 11.5 | 5.3 | 6.7 | 3.8 | 6.4 | 5.7 | 5.5 | 4.4 | 43 |
| 48.2 | 47.4 | 51.1 | 13.3 | 33.8 | 13.4 | 17.2 | 16.2 | 17.1 | 17.0 | 16.7 | 16.5 | 16.9 | 15.6 | 18.0 | 11.0 | 14.6 | 13.0 | 14.6 | 15.0 | 44 |
| 48.4 | 46.3 | 50.0 | 16.0 | 29.9 | 10.5 | 15.1 | 14.2 | 15.0 | 15.1 | 15.0 | 14.9 | 15.4 | 13.2 | 14.9 | 10.4 | 12.9 | 12.0 | 14.9 | 13.2 | 45 |
| 70.8 | 66.8 | 26.1 | 5.1 | 15.7 | 8.5 | 9.9 | 10.0 | 9.8 | 11.3 | 7.7 | 11.9 | 11.9 | 9.9 | 11.3 | 7.0 | 7.6 | 7.3 | 10.6 | 10.2 | 46 |
| 53.5 | 51.6 | 42.9 | 16.8 | 19.7 | 7.0 | 11.3 | 7.1 | 9.8 | 7.7 | 10.9 | 9.1 | 9.6 | 6.4 | 4.2 | 3.3 | 10.8 | 8.1 | 5.9 | 4.4 | 47 |
| 66.4 | 62.5 | 32.6 | 9.2 | 14.6 | 9.8 | 11.4 | 10.3 | 11.1 | 10.7 | 13.0 | 12.0 | 13.2 | 9.9 | 10.5 | 8.1 | 12.2 | 10.4 | 8.8 | 7.4 | 48 |
| 71.1 | 66.1 | 27.5 | 11.8 | 13.7 | 5.2 | 8.1 | 6.0 | 6.7 | 5.8 | 6.7 | 5.7 | 6.8 | 5.7 | 8.6 | 5.2 | 7.2 | 4.4 | 5.9 | 4.9 | 49 |
| 47.0 | 44.7 | 52.8 | 13.6 | 32.1 | 8.6 | 4.7 | 3.5 | 4.0 | 3.8 | 4.9 | 8.6 | 11.2 | 4.1 | 4.3 | 4.0 | 5.7 | 3.1 | 4.1 | 3.2 | 50 |
| 71.0 | 65.8 | 28.7 | 8.4 | 13.6 | 11.4 | 3.9 | 3.2 | 3.0 | 6.8 | 4.8 | 9.9 | 15.4 | 6.4 | 6.4 | 6.3 | 7.9 | 3.5 | 6.9 | 6.0 | 51 |
| 42.6 | 41.8 | 57.0 | 20.2 | 33.2 | 4.0 | 0.4 | 0.2 | 0.3 | 0.9 | 1.1 | 5.1 | 0.7 | 1.7 | 2.4 | 1.5 | 2.3 | 1.4 | 1.8 | 1.6 | 52 |
| 63.6 | 58.1 | 36.3 | 14.6 | 20.0 | 8.7 | 3.2 | 3.5 | 3.1 | 6.2 | 6.5 | 9.7 | 14.0 | 8.6 | 11.6 | 8.7 | 6.3 | 6.6 | 8.9 | 9.0 | 53 |
| 51.7 | 50.7 | 48.3 | 8.9 | 37.2 | 5.5 | 0.4 | 0.3 | 0.2 | 2.1 | 0.9 | 4.9 | 1.1 | 2.2 | 4.6 | 1.1 | 1.7 | 1.7 | 2.9 | 2.7 | 54 |
| 45.8 | 37.5 | 54.2 | 10.6 | 38.9 | 4.9 | 0.8 | 0.9 | 0.7 | 2.1 | 2.3 | 4.9 | 3.7 | 3.6 | 3.8 | 3.3 | 3.5 | 3.5 | 3.8 | 3.8 | 55 |
| 79.6 | 77.6 | 20.4 | 5.3 | 13.9 | 3.8 | 0.4 | 0.2 | 0.2 | 2.3 | 0.6 | 3.4 | 3.8 | 2.9 | 4.6 | 5.1 | 1.9 | 1.0 | 3.6 | 4.0 | 56 |
| 55.4 | 51.9 | 44.6 | 15.0 | 23.6 | 4.3 | 0.6 | 0.1 | 0.1 | 2.7 | 2.1 | 2.2 | 1.3 | 2.6 | 2.8 | 1.7 | 3.7 | 2.1 | 2.3 | 1.4 | 57 |
| 31.1 | 24.7 | 68.9 | 25.1 | 30.2 | 7.2 | 2.6 | 1.9 | 1.9 | 7.6 | 7.5 | 10.4 | 12.9 | 7.6 | 9.6 | 6.5 | 6.2 | 6.2 | 8.6 | 8.6 | 58 |
| 17.1 | 8.8 | 82.9 | 43.0 | 36.8 | 4.5 | 0.3 | 0.6 | 0.2 | 1.9 | 1.3 | 5.9 | 2.0 | 2.5 | 1.7 | 1.6 | 3.6 | 0.9 | 3.6 | 3.0 | 59 |
| 44.1 | 16.0 | 54.8 | 31.2 | 14.6 | 4.9 | 3.4 | 0.9 | 2.2 | 2.6 | 6.6 | 5.5 | 9.1 | 5.8 | 7.1 | 7.4 | 7.6 | 6.2 | 5.4 | 3.6 | 60 |
| 47.9 | 27.8 | 50.3 | 20.6 | 16.2 | 6.6 | 2.7 | 1.7 | 2.3 | 5.4 | 4.6 | 7.8 | 14.7 | 7.8 | 9.5 | 7.3 | 10.2 | 7.5 | 7.6 | 7.0 | 61 |
| 64.8 | 24.4 | 35.2 | 18.8 | 8.6 | 4.2 | 2.8 | 1.6 | 1.8 | 4.4 | 3.8 | 4.0 | 6.1 | 4.9 | 5.3 | 5.2 | 3.8 | 3.0 | 5.9 | 5.0 | 62 |

## Table 50.—FARMS OF 140 TO 179 ACRES—SELECTED CHARACTERISTICS,

[Data are based on reports for only a sample of farms.

| | Region, division, and State | Number of farms 140 to 179 acres | Average for farms 140 to 179 acres | | | | Percent of land in farms 140 to 179 acres represented by— | | | Percent of farms 140 to 179 acres reporting— | | | | Percent of total value of farm products sold for farms 140 to 179 acres represented by expenditures for— | | | | | |
|---|---|---|---|---|---|---|---|---|---|---|---|---|---|---|---|---|---|---|---|
| | | | Total land per farm (acres) | Value of land and buildings (dollars) | | Farm products sold per farm (dollars) | Cropland harvested | Cropland not harvested and not pastured | Land pastured | Tractor | | Electricity | Electric washing machine | Machine hire | Hired labor | Feed | Purchase of livestock and poultry | Gasoline and other petroleum fuel and oil | Farm machinery repairs |
| | | | | Per farm | Per acre | | | | | With horses and/or mules | Without horses or mules | | | | | | | | |
| 1 | U.S..... | 522,272 | 157.8 | 15,524 | 98.04 | 4,866 | 47.5 | 4.8 | 32.0 | 36.6 | 33.5 | 83.3 | 68.4 | 3.1 | 7.7 | 13.9 | 9.7 | 5.5 | 3.7 |
| 2 | The North.. | 323,211 | 158.0 | 17,805 | 112.25 | 5,551 | 56.3 | 3.6 | 28.6 | 41.5 | 40.6 | 87.1 | 79.5 | 2.9 | 5.1 | 15.0 | 10.4 | 5.6 | 3.9 |
| 3 | The South.. | 171,675 | 157.3 | 9,734 | 61.73 | 2,986 | 31.6 | 6.7 | 38.0 | 27.8 | 19.4 | 76.2 | 46.6 | 3.8 | 13.0 | 11.6 | 7.1 | 5.3 | 3.2 |
| 4 | The West... | 27,386 | 158.0 | 24,153 | 152.96 | 8,370 | 43.0 | 7.3 | 34.7 | 35.1 | 38.6 | 84.1 | 73.6 | 3.5 | 16.8 | 10.3 | 9.8 | 5.1 | 3.5 |
| | Geo. Div. | | | | | | | | | | | | | | | | | | |
| 5 | N.E..... | 9,167 | 156.7 | 11,116 | 70.60 | 6,117 | 24.2 | 4.5 | 33.3 | 21.0 | 34.4 | 91.8 | 80.5 | 1.5 | 16.6 | 30.1 | 6.8 | 3.9 | 2.6 |
| 6 | M.A..... | 28,389 | 156.8 | 12,387 | 79.10 | 6,033 | 40.3 | 6.7 | 33.7 | 41.8 | 37.2 | 94.8 | 88.5 | 2.2 | 12.3 | 25.1 | 7.7 | 4.9 | 3.7 |
| 7 | E.N.C... | 118,069 | 157.3 | 19,720 | 124.97 | 5,723 | 55.9 | 3.4 | 29.1 | 36.9 | 48.8 | 93.8 | 87.7 | 2.8 | 4.6 | 12.8 | 8.5 | 5.8 | 4.0 |
| 9 | W.N.C... | 167,586 | 158.7 | 17,710 | 110.99 | 5,320 | 61.0 | 3.2 | 27.1 | 45.7 | 35.7 | 80.7 | 72.1 | 3.1 | 3.5 | 13.9 | 12.6 | 5.7 | 3.9 |
| 9 | S.A..... | 50,658 | 156.7 | 9,792 | 62.23 | 3,038 | 25.4 | 7.8 | 27.5 | 30.5 | 10.8 | 80.0 | 52.0 | 2.8 | 11.6 | 15.8 | 7.1 | 5.1 | 2.8 |
| 10 | E.S.C... | 49,820 | 156.6 | 8,451 | 53.98 | 2,310 | 24.3 | 7.2 | 40.9 | 30.2 | 6.7 | 72.9 | 48.9 | 2.9 | 8.3 | 9.9 | 9.4 | 4.6 | 2.8 |
| 11 | W.S.C... | 71,197 | 158.2 | 10,559 | 66.53 | 3,423 | 41.0 | 5.6 | 43.4 | 24.2 | 34.4 | 75.7 | 41.2 | 4.9 | 16.0 | 9.8 | 6.1 | 5.7 | 3.5 |
| 12 | Mt..... | 15,708 | 158.4 | 18,297 | 115.50 | 6,977 | 46.9 | 7.6 | 33.6 | 40.5 | 33.0 | 80.7 | 69.7 | 3.8 | 11.3 | 8.7 | 15.0 | 6.0 | 3.9 |
| 13 | Pac..... | 11,678 | 157.4 | 32,127 | 204.37 | 10,270 | 37.8 | 6.9 | 36.3 | 27.9 | 46.2 | 88.7 | 78.8 | 3.3 | 21.9 | 11.8 | 5.0 | 4.3 | 3.1 |
| | N.E. | | | | | | | | | | | | | | | | | | |
| 14 | Maine... | 3,232 | 156.7 | 7,633 | 48.85 | 5,152 | 23.7 | 6.5 | 22.7 | 19.2 | 33.1 | 86.5 | 76.6 | 1.5 | 17.7 | 21.6 | 4.0 | 4.5 | 3.2 |
| 15 | N.H..... | 1,144 | 156.1 | 9,419 | 60.69 | 4,441 | 19.4 | 3.1 | 29.2 | 19.2 | 30.9 | 95.6 | 81.6 | 0.9 | 14.4 | 42.0 | 6.1 | 3.4 | 1.8 |
| 16 | Vt..... | 2,498 | 158.0 | 9,243 | 57.27 | 4,434 | 27.3 | 2.8 | 48.5 | 23.3 | 23.1 | 92.4 | 82.8 | 1.6 | 9.3 | 33.1 | 7.6 | 3.5 | 2.3 |
| 17 | Mass.... | 1,220 | 155.9 | 17,141 | 109.83 | 8,855 | 24.0 | 5.4 | 28.4 | 25.8 | 43.0 | 96.3 | 83.2 | 1.3 | 23.3 | 31.1 | 9.1 | 4.3 | 2.6 |
| 18 | R.I..... | 145 | 156.1 | 25,808 | 164.76 | 13,020 | 20.8 | 9.1 | 34.1 | 3.4 | 72.4 | 100.0 | 82.8 | 1.8 | 13.9 | 46.6 | 9.8 | 3.2 | 2.7 |
| 19 | Conn.... | 928 | 155.2 | 22,200 | 143.10 | 11,180 | 24.0 | 2.1 | 40.4 | 19.5 | 56.7 | 96.8 | 82.5 | 1.7 | 16.9 | 30.6 | 7.5 | 3.5 | 2.4 |
| | M.A. | | | | | | | | | | | | | | | | | | |
| 20 | N.Y..... | 13,989 | 157.5 | 11,578 | 73.78 | 5,932 | 38.2 | 6.0 | 39.5 | 47.2 | 28.7 | 95.6 | 88.9 | 2.0 | 11.4 | 26.5 | 7.1 | 4.4 | 3.2 |
| 21 | N.J..... | 1,337 | 156.8 | 26,489 | 168.20 | 13,161 | 52.6 | 5.8 | 21.7 | 35.7 | 59.2 | 98.3 | 89.9 | 1.7 | 21.7 | 17.9 | 6.1 | 4.6 | 4.0 |
| 22 | Pa..... | 13,063 | 156.1 | 11,879 | 76.08 | 5,408 | 41.4 | 7.6 | 28.7 | 36.6 | 44.0 | 93.5 | 87.9 | 2.6 | 11.0 | 25.3 | 8.9 | 5.6 | 4.0 |
| | E.N.C. | | | | | | | | | | | | | | | | | | |
| 23 | Ohio.... | 21,950 | 157.4 | 18,704 | 118.54 | 5,244 | 51.9 | 4.3 | 30.9 | 26.1 | 55.1 | 95.7 | 88.6 | 2.9 | 5.1 | 14.6 | 8.2 | 6.0 | 3.8 |
| 24 | Ind..... | 19,281 | 157.7 | 20,928 | 132.43 | 5,864 | 59.0 | 3.4 | 25.4 | 28.9 | 56.2 | 93.6 | 87.0 | 2.9 | 3.6 | 14.2 | 8.2 | 5.9 | 4.0 |
| 25 | Ill..... | 31,741 | 157.1 | 28,916 | 182.72 | 7,258 | 70.4 | 2.4 | 20.3 | 39.2 | 51.0 | 91.3 | 84.9 | 2.7 | 3.3 | 10.6 | 11.1 | 5.5 | 3.9 |
| 26 | Mich.... | 17,400 | 156.8 | 13,497 | 86.17 | 4,196 | 48.0 | 6.4 | 30.3 | 28.6 | 57.3 | 95.8 | 90.3 | 3.5 | 7.2 | 10.9 | 6.8 | 6.6 | 4.8 |
| 27 | Wis..... | 27,697 | 157.5 | 13,054 | 82.72 | 5,193 | 45.2 | 2.1 | 39.6 | 53.5 | 30.9 | 94.3 | 88.9 | 2.7 | 5.8 | 14.6 | 5.5 | 5.5 | 4.0 |
| | W.N.C. | | | | | | | | | | | | | | | | | | |
| 28 | Minn.... | 39,479 | 159.0 | 15,226 | 95.46 | 5,242 | 62.7 | 2.0 | 23.7 | 53.4 | 35.4 | 85.6 | 79.9 | 3.4 | 4.1 | 12.9 | 8.1 | 6.7 | 4.4 |
| 29 | Iowa.... | 48,846 | 158.7 | 27,550 | 172.27 | 7,883 | 70.4 | 0.8 | 21.9 | 44.3 | 45.6 | 94.0 | 88.1 | 2.6 | 2.9 | 14.4 | 14.1 | 4.9 | 3.3 |
| 30 | Mo..... | 27,966 | 157.2 | 9,450 | 59.93 | 3,073 | 36.5 | 4.0 | 47.8 | 38.6 | 16.8 | 69.2 | 55.6 | 3.8 | 5.2 | 17.2 | 12.3 | 4.9 | 3.5 |
| 31 | N.Dak... | 4,555 | 160.2 | 6,948 | 43.46 | 2,415 | 61.4 | 14.0 | 17.1 | 30.0 | 43.0 | 48.6 | 40.8 | 5.9 | 5.0 | 4.6 | 3.4 | 10.4 | 6.3 |
| 32 | S.Dak... | 8,750 | 159.6 | 13,474 | 84.50 | 4,213 | 70.6 | 2.4 | 20.2 | 47.2 | 36.1 | 66.5 | 57.5 | 4.2 | 3.6 | 13.1 | 14.6 | 7.0 | 5.2 |
| 33 | Nebr.... | 20,774 | 159.8 | 18,947 | 117.65 | 5,267 | 70.5 | 4.1 | 19.1 | 50.5 | 35.3 | 78.6 | 68.1 | 2.7 | 3.2 | 12.9 | 16.0 | 6.3 | 4.6 |
| 34 | Kans.... | 17,216 | 158.6 | 12,524 | 78.36 | 3,192 | 53.2 | 7.8 | 32.0 | 41.5 | 37.8 | 69.0 | 56.5 | 4.2 | 3.2 | 12.6 | 12.2 | 7.0 | 5.1 |
| | S.A. | | | | | | | | | | | | | | | | | | |
| 35 | Del..... | 697 | 154.8 | 13,215 | 84.47 | 10,228 | 48.0 | 8.9 | 15.4 | 48.1 | 22.8 | 84.8 | 72.5 | 2.0 | 6.3 | 45.6 | 10.4 | 3.0 | 2.4 |
| 36 | Md..... | 3,289 | 158.0 | 16,520 | 102.13 | 6,422 | 41.1 | 7.6 | 25.9 | 54.2 | 25.7 | 87.4 | 74.1 | 2.5 | 13.9 | 23.1 | 9.4 | 4.8 | 3.4 |
| 37 | D.C..... | ..... | ..... | ..... | ..... | ..... | ..... | ..... | ..... | ..... | ..... | ..... | ..... | ..... | ..... | ..... | ..... | ..... | ..... |
| 38 | Va..... | 9,464 | 156.7 | 11,123 | 70.99 | 2,818 | 21.0 | 6.2 | 33.4 | 30.2 | 7.5 | 81.0 | 61.2 | 2.5 | 11.9 | 15.1 | 10.2 | 4.3 | 2.5 |
| 39 | W.Va.... | 5,540 | 156.5 | 7,173 | 46.03 | 1,705 | 15.6 | 4.8 | 52.4 | 11.5 | 7.8 | 67.3 | 57.0 | 1.3 | 12.0 | 25.5 | 9.9 | 3.9 | 1.9 |
| 40 | N.C..... | 10,935 | 156.4 | 11,178 | 70.94 | 2,888 | 21.8 | 6.6 | 17.4 | 38.5 | 6.1 | 82.6 | 58.8 | 3.0 | 9.7 | 10.2 | 4.8 | 6.3 | 3.1 |
| 41 | S.C..... | 5,591 | 156.9 | 9,292 | 58.71 | 2,121 | 28.6 | 9.0 | 19.0 | 27.5 | 9.0 | 81.5 | 36.2 | 4.2 | 13.0 | 10.2 | 5.9 | 7.3 | 3.5 |
| 42 | Ga..... | 12,124 | 156.5 | 6,303 | 40.24 | 2,315 | 28.9 | 10.0 | 24.1 | 27.7 | 12.8 | 81.1 | 39.3 | 3.7 | 8.8 | 12.8 | 5.7 | 5.9 | 2.7 |
| 43 | Fla..... | 3,018 | 157.5 | 12,737 | 80.54 | 5,774 | 28.4 | 11.3 | 33.7 | 23.6 | 20.4 | 74.5 | 40.9 | 1.6 | 17.5 | 9.3 | 3.6 | 3.7 | 2.3 |
| | E.S.C. | | | | | | | | | | | | | | | | | | |
| 44 | Ky..... | 15,184 | 156.2 | 10,525 | 67.52 | 2,997 | 25.1 | 6.7 | 45.5 | 37.2 | 5.7 | 70.2 | 57.2 | 2.5 | 7.3 | 8.7 | 11.3 | 3.9 | 2.4 |
| 45 | Tenn.... | 13,109 | 156.6 | 9,769 | 62.54 | 2,445 | 27.2 | 8.2 | 36.6 | 36.1 | 6.3 | 76.8 | 57.8 | 3.0 | 8.4 | 10.1 | 11.1 | 4.9 | 3.4 |
| 46 | Ala..... | 10,178 | 157.0 | 6,186 | 39.39 | 1,982 | 25.1 | 7.5 | 31.2 | 23.4 | 9.6 | 77.6 | 38.7 | 3.1 | 8.5 | 8.5 | 4.6 | 4.9 | 2.7 |
| 47 | Miss.... | 11,349 | 156.9 | 6,140 | 39.00 | 1,502 | 19.2 | 6.3 | 48.6 | 20.3 | 5.8 | 67.6 | 36.9 | 3.7 | 10.4 | 14.8 | 7.0 | 5.5 | 2.8 |
| | W.S.C. | | | | | | | | | | | | | | | | | | |
| 48 | Ark..... | 12,107 | 157.1 | 7,133 | 45.34 | 2,361 | 26.4 | 6.1 | 44.9 | 24.6 | 11.4 | 74.1 | 51.0 | 3.5 | 15.4 | 12.8 | 7.0 | 5.3 | 2.8 |
| 49 | La..... | 3,781 | 157.4 | 10,818 | 69.11 | 3,114 | 23.2 | 8.4 | 44.8 | 34.0 | 9.0 | 82.3 | 57.7 | 3.0 | 14.6 | 11.4 | 7.1 | 6.7 | 4.0 |
| 50 | Okla.... | 24,194 | 158.6 | 9,086 | 56.81 | 2,598 | 39.6 | 6.1 | 46.4 | 24.7 | 35.7 | 65.1 | 33.0 | 5.2 | 9.3 | 11.7 | 8.8 | 6.3 | 4.3 |
| 51 | Tex..... | 31,115 | 158.4 | 13,086 | 82.53 | 4,497 | 49.8 | 4.7 | 40.2 | 22.6 | 45.5 | 83.9 | 41.7 | 5.1 | 19.2 | 8.2 | 4.6 | 5.5 | 3.3 |
| | Mt. | | | | | | | | | | | | | | | | | | |
| 52 | Mont.... | 2,396 | 158.7 | 11,795 | 74.45 | 3,931 | 39.3 | 10.0 | 41.5 | 37.1 | 29.7 | 75.2 | 65.8 | 3.0 | 8.7 | 8.9 | 14.2 | 8.0 | 5.3 |
| 53 | Idaho... | 3,821 | 157.2 | 20,060 | 127.28 | 6,662 | 46.9 | 6.9 | 31.3 | 50.2 | 27.8 | 88.1 | 82.0 | 3.9 | 11.2 | 6.8 | 9.5 | 5.9 | 4.2 |
| 54 | Wyo..... | 1,310 | 158.4 | 15,012 | 93.66 | 5,143 | 45.6 | 9.5 | 31.7 | 43.1 | 38.9 | 87.4 | 75.6 | 2.6 | 10.5 | 12.1 | 16.7 | 9.2 | 5.2 |
| 55 | Colo.... | 4,491 | 158.6 | 19,705 | 123.99 | 9,429 | 57.2 | 7.1 | 25.1 | 37.7 | 42.9 | 83.5 | 70.6 | 3.5 | 9.5 | 9.1 | 20.9 | 5.4 | 3.8 |
| 56 | N.Mex... | 1,443 | 160.8 | 16,865 | 106.04 | 5,742 | 38.3 | 4.3 | 45.8 | 16.7 | 34.0 | 52.2 | 29.5 | 4.8 | 23.8 | 5.2 | 5.6 | 6.5 | 3.7 |
| 57 | Ariz.... | 638 | 157.5 | 28,861 | 185.24 | 11,609 | 43.8 | 8.1 | 39.0 | 34.0 | 34.8 | 76.8 | 60.2 | 6.3 | 16.4 | 7.0 | 8.8 | 4.4 | 2.9 |
| 58 | Utah.... | 1,373 | 157.8 | 19,352 | 122.90 | 5,941 | 40.4 | 8.8 | 39.7 | 54.5 | 14.9 | 88.0 | 82.5 | 3.5 | 9.9 | 14.0 | 17.8 | 5.1 | 2.8 |
| 59 | Nev..... | 236 | 159.7 | 22,368 | 139.36 | 6,727 | 30.8 | 7.2 | 38.1 | 36.4 | 21.2 | 68.2 | 59.7 | 2.8 | 6.3 | 9.2 | 4.1 | 5.4 | 2.4 |
| | Pac. | | | | | | | | | | | | | | | | | | |
| 60 | Wash.... | 3,172 | 157.4 | 20,153 | 128.45 | 6,830 | 30.4 | 6.4 | 42.8 | 30.0 | 42.0 | 89.8 | 83.0 | 2.7 | 21.1 | 16.6 | 6.1 | 4.5 | 2.8 |
| 61 | Oreg.... | 3,629 | 157.6 | 21,269 | 134.33 | 6,135 | 33.8 | 5.5 | 38.9 | 30.0 | 45.0 | 87.2 | 78.9 | 2.8 | 14.8 | 14.2 | 5.8 | 5.4 | 3.6 |
| 62 | Calif... | 4,877 | 157.3 | 48,432 | 309.41 | 15,620 | 45.7 | 8.2 | 30.2 | 24.9 | 49.7 | 89.0 | 75.9 | 3.7 | 24.2 | 9.7 | 4.4 | 3.9 | 3.1 |

## BY DIVISIONS AND STATES: CENSUS OF 1950

See text. Base data in Volume I]

| Percent distribution of total value of farm products sold for farms 140 to 179 acres, by source | | | | | Percent of totals for all farms represented by totals for farms 140 to 179 acres | | | | | | | | | Expenditures for— | | | | | | |
|---|---|---|---|---|---|---|---|---|---|---|---|---|---|---|---|---|---|---|---|---|
| All crops | Field crops | All livestock and products | Dairy products | Other livestock and products (except poultry) | Number of farms | Land owned (acres) | Land rented from others (acres) | Land in farms (acres) | Cropland harvested (acres) | Number of cattle and calves | Number of hogs and pigs | All corn (acres) | Value of all farm products sold | Machine hire | Hired labor | Feed | Purchase of livestock and poultry | Gasoline and other petroleum fuel and oil | Farm machinery repairs | |
| 35.5 | 31.5 | 64.0 | 19.8 | 35.9 | 9.7 | 7.9 | 7.4 | 7.1 | 11.3 | 10.6 | 16.7 | 15.4 | 11.2 | 12.7 | 7.9 | 11.4 | 10.1 | 12.1 | 12.0 | 1 |
| 25.5 | 23.5 | 74.2 | 22.7 | 42.5 | 14.3 | 11.6 | 11.4 | 11.6 | 13.8 | 14.8 | 19.7 | 17.9 | 15.1 | 17.2 | 10.4 | 14.8 | 13.1 | 15.2 | 15.3 | 2 |
| 60.9 | 55.8 | 37.6 | 12.1 | 18.4 | 6.5 | 7.6 | 6.8 | 6.9 | 8.8 | 7.5 | 9.0 | 9.1 | 7.7 | 9.0 | 7.5 | 8.1 | 6.4 | 8.8 | 8.3 | 3 |
| 59.5 | 41.8 | 40.1 | 13.6 | 21.3 | 5.9 | 2.0 | 1.3 | 1.3 | 4.7 | 3.9 | 7.2 | 6.6 | 5.3 | 7.2 | 5.3 | 4.3 | 4.9 | 6.2 | 5.8 | 4 |
| 26.6 | 20.1 | 71.4 | 46.7 | 8.7 | 8.9 | 11.6 | 11.2 | 11.4 | 12.3 | 12.8 | 13.4 | 12.9 | 9.8 | 14.0 | 9.2 | 9.3 | 10.1 | 11.1 | 12.2 | 5 |
| 19.4 | 11.0 | 79.9 | 56.0 | 12.6 | 9.6 | 13.8 | 14.8 | 13.9 | 14.5 | 15.3 | 10.4 | 14.9 | 11.7 | 14.0 | 10.3 | 10.5 | 10.9 | 13.2 | 13.5 | 6 |
| 28.9 | 26.8 | 70.7 | 26.7 | 37.2 | 13.3 | 15.3 | 17.6 | 16.5 | 17.3 | 17.8 | 17.9 | 17.5 | 16.5 | 18.1 | 11.2 | 15.9 | 14.2 | 17.1 | 17.0 | 7 |
| 23.9 | 23.6 | 76.0 | 11.9 | 54.2 | 17.1 | 9.8 | 9.2 | 9.4 | 12.2 | 13.1 | 21.3 | 18.3 | 15.5 | 17.2 | 10.1 | 17.8 | 13.1 | 14.5 | 14.6 | 8 |
| 53.3 | 41.8 | 44.0 | 16.1 | 14.6 | 5.3 | 8.3 | 7.9 | 7.8 | 8.0 | 7.7 | 8.1 | 7.9 | 6.8 | 8.2 | 6.3 | 7.5 | 7.1 | 8.1 | 7.9 | 9 |
| 49.8 | 47.7 | 47.8 | 14.4 | 29.8 | 5.5 | 10.0 | 9.0 | 9.8 | 8.4 | 9.4 | 9.4 | 8.8 | 8.0 | 7.4 | 6.7 | 8.6 | 8.2 | 8.8 | 8.4 | 10 |
| 70.8 | 68.2 | 28.9 | 8.5 | 15.3 | 9.1 | 5.9 | 5.9 | 5.3 | 9.4 | 6.6 | 9.7 | 11.8 | 8.2 | 10.0 | 8.5 | 8.4 | 5.2 | 9.3 | 8.6 | 11 |
| 52.3 | 49.5 | 47.6 | 10.6 | 33.3 | 8.1 | 1.6 | 1.1 | 1.0 | 4.7 | 3.7 | 9.6 | 6.5 | 6.4 | 8.3 | 5.8 | 5.7 | 6.7 | 7.0 | 7.0 | 12 |
| 66.1 | 34.6 | 33.1 | 16.3 | 10.1 | 4.4 | 3.3 | 1.8 | 2.5 | 4.5 | 4.1 | 5.0 | 7.6 | 4.6 | 6.4 | 5.1 | 3.7 | 2.8 | 5.4 | 4.8 | 13 |
| 53.4 | 48.9 | 43.7 | 21.1 | 5.7 | 10.6 | 12.1 | 14.7 | 12.0 | 12.8 | 13.4 | 11.3 | 11.0 | 12.1 | 16.3 | 11.6 | 11.9 | 11.3 | 13.2 | 13.9 | 14 |
| 14.0 | 8.5 | 83.2 | 37.0 | 12.5 | 8.5 | 10.9 | 6.9 | 10.4 | 11.8 | 10.8 | 7.5 | 11.6 | 9.3 | 8.8 | 8.5 | 8.7 | 7.7 | 9.4 | 10.9 | 15 |
| 4.1 | 2.9 | 92.2 | 75.1 | 10.3 | 13.1 | 11.4 | 10.0 | 11.2 | 12.7 | 12.9 | 11.8 | 12.7 | 11.9 | 14.8 | 8.8 | 11.9 | 12.9 | 11.5 | 12.2 | 16 |
| 24.4 | 8.4 | 74.7 | 47.4 | 12.0 | 5.5 | 11.8 | 12.2 | 11.6 | 12.2 | 12.5 | 19.4 | 13.3 | 7.8 | 11.7 | 9.3 | 7.1 | 9.5 | 10.6 | 11.1 | 17 |
| 7.3 | 2.2 | 92.6 | 61.7 | 5.3 | 5.6 | 10.6 | 19.2 | 11.7 | 11.0 | 17.2 | 1.0 | 18.1 | 10.8 | 21.6 | 8.7 | 13.6 | 12.7 | 7.7 | 11.2 | 18 |
| 20.2 | 14.8 | 79.5 | 57.4 | 7.2 | 6.0 | 11.3 | 11.3 | 11.1 | 10.9 | 12.9 | 2.6 | 13.1 | 8.0 | 14.1 | 7.1 | 8.0 | 8.7 | 9.8 | 11.1 | 19 |
| 15.8 | 8.6 | 83.6 | 63.6 | 11.1 | 11.2 | 13.8 | 13.1 | 13.7 | 14.4 | 15.4 | 11.0 | 15.1 | 12.6 | 14.7 | 9.8 | 12.6 | 13.3 | 12.9 | 13.1 | 20 |
| 41.0 | 15.0 | 58.8 | 45.2 | 5.5 | 5.4 | 11.7 | 15.3 | 12.1 | 13.9 | 14.4 | 2.3 | 14.3 | 7.7 | 12.9 | 9.5 | 4.4 | 5.8 | 10.4 | 12.8 | 21 |
| 18.2 | 12.9 | 80.9 | 49.8 | 16.3 | 8.9 | 14.1 | 16.4 | 14.4 | 14.8 | 15.4 | 12.7 | 14.9 | 12.3 | 13.6 | 11.4 | 10.9 | 10.6 | 14.3 | 14.2 | 22 |
| 30.8 | 28.3 | 68.8 | 22.4 | 37.4 | 11.0 | 14.6 | 18.7 | 16.4 | 17.3 | 16.6 | 16.7 | 17.1 | 15.9 | 16.7 | 10.5 | 14.6 | 15.0 | 16.8 | 16.2 | 23 |
| 28.0 | 26.8 | 71.8 | 16.2 | 47.3 | 11.6 | 13.3 | 16.9 | 15.4 | 16.2 | 15.9 | 17.2 | 16.2 | 15.2 | 16.9 | 9.9 | 14.7 | 12.2 | 16.0 | 16.0 | 24 |
| 40.3 | 39.1 | 59.7 | 12.7 | 41.7 | 16.3 | 14.4 | 16.6 | 16.1 | 17.2 | 17.5 | 18.4 | 17.9 | 16.7 | 19.9 | 9.9 | 17.0 | 14.2 | 17.5 | 17.3 | 25 |
| 34.1 | 28.4 | 65.3 | 35.6 | 21.7 | 11.2 | 14.9 | 18.0 | 15.8 | 16.7 | 17.2 | 16.7 | 16.7 | 15.2 | 16.3 | 11.1 | 13.9 | 14.0 | 15.8 | 16.1 | 26 |
| 7.4 | 5.3 | 92.0 | 56.2 | 29.8 | 16.4 | 18.3 | 19.9 | 18.8 | 19.4 | 19.8 | 20.6 | 19.9 | 18.7 | 19.4 | 15.0 | 17.9 | 16.1 | 18.7 | 19.0 | 27 |
| 23.1 | 22.4 | 76.7 | 21.5 | 41.2 | 22.0 | 19.3 | 17.8 | 19.0 | 19.9 | 22.2 | 26.1 | 23.0 | 21.1 | 24.7 | 14.8 | 22.1 | 19.1 | 20.7 | 21.3 | 28 |
| 18.9 | 18.8 | 81.0 | 8.1 | 64.7 | 24.0 | 20.6 | 23.5 | 22.6 | 24.2 | 22.9 | 25.8 | 24.4 | 23.5 | 26.5 | 16.3 | 23.7 | 19.3 | 24.7 | 24.4 | 29 |
| 23.3 | 22.3 | 76.4 | 14.7 | 51.6 | 12.2 | 12.6 | 11.6 | 12.5 | 13.1 | 12.9 | 13.4 | 13.6 | 11.7 | 13.9 | 9.1 | 12.3 | 9.1 | 12.7 | 13.0 | 30 |
| 68.1 | 68.1 | 31.8 | 7.0 | 20.3 | 7.0 | 2.6 | 1.1 | 1.8 | 2.2 | 2.0 | 3.0 | 2.5 | 2.7 | 5.6 | 1.7 | 3.6 | 1.9 | 2.5 | 2.5 | 31 |
| 24.4 | 24.4 | 75.5 | 7.2 | 58.4 | 13.2 | 3.8 | 3.2 | 3.1 | 5.6 | 4.9 | 13.1 | 9.7 | 8.3 | 11.4 | 5.0 | 12.7 | 8.9 | 7.3 | 7.9 | 32 |
| 33.7 | 33.6 | 66.3 | 6.6 | 51.7 | 19.4 | 6.3 | 9.0 | 7.0 | 12.1 | 9.2 | 19.8 | 16.5 | 13.9 | 15.4 | 9.6 | 15.3 | 11.9 | 14.4 | 15.0 | 33 |
| 34.3 | 34.1 | 65.6 | 13.1 | 42.0 | 13.1 | 7.1 | 4.6 | 5.6 | 6.8 | 7.7 | 12.4 | 13.5 | 7.1 | 8.5 | 4.4 | 9.3 | 4.7 | 7.9 | 7.4 | 34 |
| 15.8 | 9.5 | 84.0 | 16.0 | 4.2 | 9.4 | 13.8 | 10.7 | 12.6 | 13.4 | 14.8 | 10.9 | 12.5 | 8.6 | 15.7 | 7.5 | 8.3 | 8.6 | 11.3 | 12.1 | 35 |
| 31.7 | 23.2 | 67.9 | 39.5 | 12.5 | 9.1 | 12.2 | 15.2 | 12.6 | 13.7 | 14.9 | 12.0 | 13.9 | 11.6 | 13.7 | 10.9 | 9.4 | 11.4 | 12.3 | 12.9 | 36 |
| ..... | ..... | ..... | ..... | ..... | ..... | ..... | ..... | ..... | ..... | ..... | ..... | ..... | ..... | ..... | ..... | ..... | ..... | ..... | ..... | 37 |
| 44.1 | 37.5 | 53.3 | 15.9 | 24.1 | 6.3 | 9.5 | 10.3 | 9.5 | 9.3 | 8.5 | 8.9 | 8.8 | 8.0 | 10.4 | 7.1 | 7.0 | 7.4 | 9.2 | 8.0 | 38 |
| 13.9 | 6.8 | 83.5 | 26.9 | 34.9 | 6.8 | 10.6 | 10.6 | 10.6 | 11.0 | 10.2 | 9.8 | 9.7 | 10.1 | 8.5 | 9.5 | 9.0 | 6.9 | 11.3 | 10.1 | 39 |
| 69.1 | 67.4 | 27.3 | 8.8 | 10.3 | 3.8 | 9.1 | 8.2 | 8.8 | 6.4 | 8.5 | 6.4 | 5.8 | 5.4 | 7.1 | 6.0 | 7.0 | 7.4 | 7.4 | 8.4 | 40 |
| 67.8 | 59.0 | 28.2 | 11.6 | 10.1 | 4.0 | 8.1 | 6.7 | 7.4 | 6.3 | 7.1 | 6.2 | 6.2 | 5.1 | 7.3 | 5.2 | 6.6 | 7.2 | 7.0 | 6.5 | 41 |
| 62.2 | 58.2 | 32.8 | 8.0 | 14.3 | 6.1 | 7.5 | 8.2 | 7.4 | 7.7 | 7.2 | 8.7 | 8.1 | 7.1 | 8.1 | 5.5 | 7.1 | 6.1 | 7.7 | 6.5 | 42 |
| 77.2 | 18.5 | 22.1 | 10.6 | 7.6 | 5.3 | 3.9 | 2.4 | 2.9 | 7.8 | 2.4 | 8.6 | 10.5 | 4.8 | 4.4 | 4.4 | 4.8 | 3.2 | 5.6 | 5.4 | 43 |
| 46.6 | 45.6 | 52.6 | 11.7 | 37.5 | 7.0 | 12.1 | 12.4 | 12.1 | 11.6 | 11.8 | 11.5 | 11.2 | 10.4 | 11.8 | 8.9 | 9.2 | 9.6 | 11.5 | 11.3 | 44 |
| 44.0 | 40.6 | 54.3 | 16.9 | 33.3 | 5.7 | 11.0 | 10.6 | 11.0 | 9.9 | 10.8 | 10.1 | 9.8 | 9.1 | 10.0 | 8.7 | 9.1 | 9.9 | 10.8 | 11.1 | 45 |
| 66.5 | 63.3 | 28.6 | 10.8 | 14.7 | 4.8 | 7.6 | 7.6 | 7.6 | 7.0 | 5.8 | 7.9 | 7.1 | 7.0 | 6.4 | 6.1 | 6.2 | 4.1 | 7.8 | 7.3 | 46 |
| 50.4 | 48.6 | 45.1 | 21.1 | 19.9 | 4.5 | 9.4 | 6.9 | 8.6 | 5.6 | 8.5 | 6.5 | 6.9 | 4.8 | 3.8 | 3.8 | 9.3 | 5.9 | 5.4 | 4.2 | 47 |
| 66.7 | 62.1 | 32.1 | 8.9 | 15.7 | 6.6 | 10.2 | 9.3 | 10.1 | 8.5 | 10.4 | 9.6 | 9.9 | 6.9 | 7.2 | 6.7 | 8.0 | 8.4 | 7.4 | 6.3 | 48 |
| 66.9 | 62.4 | 31.8 | 14.1 | 16.0 | 3.0 | 6.3 | 4.7 | 5.3 | 4.4 | 5.0 | 4.0 | 4.5 | 4.4 | 5.3 | 4.0 | 5.6 | 5.0 | 5.6 | 4.8 | 49 |
| 58.2 | 56.3 | 41.6 | 11.1 | 24.7 | 17.0 | 10.5 | 11.4 | 10.7 | 12.8 | 11.6 | 15.0 | 18.0 | 12.8 | 14.7 | 13.2 | 12.9 | 8.3 | 13.7 | 13.1 | 50 |
| 77.6 | 75.2 | 22.3 | 6.8 | 11.0 | 9.4 | 3.9 | 4.0 | 3.4 | 8.7 | 4.6 | 9.3 | 12.1 | 7.7 | 9.5 | 8.8 | 7.4 | 3.6 | 8.9 | 8.0 | 51 |
| 45.3 | 45.0 | 54.5 | 11.0 | 40.1 | 6.8 | 0.9 | 0.5 | 0.6 | 2.0 | 2.3 | 7.2 | 1.7 | 3.2 | 4.7 | 2.7 | 4.0 | 4.5 | 3.3 | 3.4 | 52 |
| 61.7 | 60.3 | 38.0 | 12.0 | 24.5 | 9.5 | 4.9 | 4.5 | 4.5 | 7.7 | 7.5 | 8.8 | 8.5 | 8.8 | 11.2 | 8.6 | 6.8 | 7.5 | 9.6 | 9.1 | 53 |
| 49.2 | 47.8 | 50.8 | 13.2 | 33.3 | 10.4 | 1.1 | 0.7 | 0.6 | 5.0 | 2.1 | 10.5 | 6.8 | 5.1 | 6.6 | 4.1 | 4.8 | 4.6 | 8.9 | 8.2 | 54 |
| 46.9 | 43.8 | 53.1 | 8.2 | 41.7 | 9.9 | 2.0 | 2.7 | 1.9 | 5.9 | 5.5 | 11.6 | 7.7 | 9.7 | 10.5 | 9.1 | 8.5 | 10.3 | 9.6 | 10.2 | 55 |
| 82.1 | 79.7 | 17.9 | 4.8 | 11.8 | 6.1 | 0.9 | 0.4 | 0.5 | 4.6 | 1.4 | 6.8 | 5.2 | 4.6 | 8.1 | 7.5 | 2.9 | 1.6 | 6.0 | 5.7 | 56 |
| 63.5 | 53.5 | 36.5 | 11.7 | 20.3 | 6.1 | 1.1 | 0.3 | 0.3 | 4.9 | 3.0 | 6.7 | 1.8 | 3.5 | 5.5 | 3.0 | 4.9 | 3.4 | 4.4 | 4.2 | 57 |
| 31.3 | 26.9 | 68.7 | 16.7 | 38.5 | 5.7 | 2.7 | 2.1 | 2.0 | 6.7 | 5.9 | 10.2 | 8.3 | 5.9 | 7.2 | 4.9 | 4.2 | 7.2 | 6.7 | 7.0 | 58 |
| 17.4 | 17.4 | 82.6 | 33.6 | 46.4 | 7.6 | 1.0 | 0.6 | 0.5 | 2.9 | 2.5 | 10.3 | 11.2 | 4.5 | 5.6 | 1.7 | 3.6 | 1.4 | 4.8 | 3.8 | 59 |
| 53.2 | 29.2 | 45.3 | 25.6 | 12.6 | 4.5 | 3.9 | 1.6 | 2.8 | 3.6 | 6.7 | 5.2 | 7.9 | 5.5 | 7.7 | 7.0 | 6.3 | 5.4 | 5.5 | 4.0 | 60 |
| 56.8 | 38.4 | 40.9 | 16.8 | 15.4 | 6.1 | 3.4 | 2.0 | 2.8 | 6.0 | 4.9 | 9.8 | 11.3 | 7.1 | 8.9 | 6.8 | 6.6 | 5.7 | 7.9 | 7.0 | 61 |
| 72.5 | 35.0 | 27.4 | 13.5 | 7.8 | 3.6 | 3.0 | 1.8 | 2.1 | 4.4 | 3.0 | 3.5 | 5.9 | 4.0 | 5.8 | 4.6 | 2.7 | 2.0 | 4.7 | 4.5 | 62 |

## Table 51.—FARMS OF 180 TO 219 ACRES—SELECTED CHARACTERISTICS,

[Data are based on reports for only a sample of farms.

| | Region, division, and State | Number of farms 180 to 219 acres | Average for farms 180 to 219 acres | | | Percent of land in farms 180 to 219 acres represented by— | | | Percent of farms 180 to 219 acres reporting— | | | | Percent of total value of farm products sold for farms 180 to 219 acres represented by expenditures for— | | | | | |
|---|---|---|---|---|---|---|---|---|---|---|---|---|---|---|---|---|---|---|
| | | | | | | | | | Tractor | | | | | | | | | |
| | | | Total land per farm (acres) | Value of land and buildings (dollars) | | Farm products sold per farm (dollars) | Cropland harvested | Cropland not harvested and not pastured | Land pastured | With horses and/or mules | Without horses or mules | Electricity | Electric washing machine | Machine hire | Hired labor | Feed | Purchase of livestock and poultry | Gasoline and other petroleum fuel and oil | Farm machinery repairs |
| | | | | Per farm | Per acre | | | | | | | | | | | | | | |
| 1 | U.S..... | 276,283 | 197.4 | 18,442 | 93.19 | 5,763 | 44.5 | 4.7 | 33.6 | 41.3 | 32.0 | 85.2 | 70.5 | 2.8 | 9.0 | 13.8 | 10.0 | 5.5 | 3.8 |
| 2 | The North.. | 168,972 | 197.4 | 20,996 | 106.08 | 6,604 | 53.4 | 3.6 | 30.2 | 48.1 | 39.5 | 89.0 | 81.7 | 2.6 | 6.3 | 14.7 | 10.7 | 5.6 | 3.9 |
| 3 | The South.. | 95,345 | 197.4 | 11,946 | 60.39 | 3,588 | 29.1 | 6.3 | 39.4 | 34.6 | 18.0 | 78.3 | 49.6 | 3.5 | 13.9 | 12.4 | 8.1 | 5.4 | 3.3 |
| 4 | The West... | 11,966 | 197.4 | 33,478 | 169.06 | 10,967 | 41.3 | 6.8 | 36.9 | 41.5 | 37.2 | 87.6 | 79.2 | 2.8 | 19.0 | 9.7 | 9.4 | 4.9 | 3.8 |
| | Geo. Div. | | | | | | | | | | | | | | | | | | |
| 5 | N.E..... | 6,163 | 197.0 | 12,175 | 62.19 | 6,745 | 23.1 | 3.4 | 35.2 | 24.5 | 31.2 | 91.1 | 81.1 | 1.3 | 16.6 | 27.8 | 5.8 | 3.8 | 2.5 |
| 6 | M.A..... | 17,621 | 197.3 | 14,769 | 74.95 | 7,379 | 38.3 | 6.3 | 35.6 | 42.9 | 38.6 | 95.6 | 88.5 | 2.0 | 13.8 | 25.4 | 7.9 | 4.7 | 3.7 |
| 7 | E.N.C... | 67,832 | 197.2 | 24,122 | 122.08 | 6,903 | 55.2 | 3.5 | 29.0 | 40.8 | 47.8 | 94.1 | 88.5 | 2.6 | 5.7 | 12.0 | 8.9 | 5.8 | 4.1 |
| 8 | W.N.C... | 77,356 | 197.7 | 20,383 | 102.65 | 6,156 | 57.8 | 3.0 | 29.6 | 51.1 | 33.2 | 82.8 | 74.3 | 2.9 | 4.1 | 13.4 | 13.5 | 5.7 | 3.9 |
| 9 | S.A..... | 31,710 | 197.6 | 11,913 | 60.20 | 3,625 | 24.2 | 7.2 | 29.0 | 36.6 | 11.6 | 80.4 | 52.7 | 2.7 | 13.8 | 16.5 | 7.0 | 5.5 | 3.2 |
| 10 | E.S.C... | 27,844 | 196.7 | 10,909 | 55.34 | 2,902 | 23.7 | 6.9 | 41.6 | 38.3 | 6.7 | 75.7 | 51.8 | 3.0 | 9.6 | 9.7 | 11.7 | 5.1 | 3.1 |
| 11 | W.S.C... | 35,791 | 197.8 | 12,754 | 64.31 | 4,088 | 37.6 | 5.2 | 46.8 | 30.0 | 32.4 | 78.4 | 45.1 | 4.4 | 16.4 | 10.6 | 6.9 | 5.6 | 3.5 |
| 12 | Mt..... | 6,064 | 197.6 | 22,117 | 111.51 | 8,198 | 44.4 | 7.3 | 36.3 | 50.2 | 28.4 | 84.5 | 76.1 | 3.2 | 13.0 | 9.1 | 13.5 | 6.0 | 3.9 |
| 13 | Pac..... | 5,902 | 197.3 | 45,436 | 229.84 | 13,857 | 38.2 | 6.3 | 37.6 | 32.5 | 46.3 | 90.7 | 82.4 | 2.5 | 22.7 | 10.2 | 6.9 | 4.2 | 3.8 |
| | N.E. | | | | | | | | | | | | | | | | | | |
| 14 | Maine... | 2,257 | 196.7 | 8,810 | 45.07 | 5,694 | 22.4 | 5.1 | 22.9 | 20.6 | 31.9 | 85.4 | 78.1 | 1.1 | 19.0 | 17.4 | 3.8 | 5.0 | 3.4 |
| 15 | N.H..... | 773 | 196.4 | 11,248 | 58.29 | 4,632 | 16.2 | 1.7 | 32.1 | 17.5 | 30.7 | 92.9 | 79.0 | 1.4 | 16.2 | 42.1 | 6.9 | 3.1 | 1.4 |
| 16 | Vt..... | 1,836 | 197.5 | 10,466 | 53.11 | 4,963 | 26.4 | 1.9 | 51.4 | 30.8 | 20.4 | 95.1 | 88.8 | 1.5 | 8.5 | 33.5 | 6.8 | 3.7 | 2.3 |
| 17 | Mass.... | 679 | 196.7 | 18,641 | 95.45 | 10,679 | 21.9 | 4.8 | 32.5 | 25.6 | 44.0 | 96.9 | 77.5 | 0.9 | 20.4 | 29.7 | 6.6 | 3.5 | 1.9 |
| 18 | R.I..... | 76 | 195.5 | 19,208 | 97.69 | 15,315 | 19.3 | 2.0 | 22.5 | 21.1 | 32.9 | 80.3 | 73.7 | 0.5 | 26.9 | 26.0 | 9.1 | 2.7 | 3.0 |
| 19 | Conn.... | 542 | 197.6 | 27,242 | 138.07 | 14,181 | 24.3 | 2.7 | 40.7 | 28.6 | 49.3 | 93.5 | 76.4 | 1.7 | 17.6 | 29.7 | 6.1 | 2.9 | 2.5 |
| | M.A. | | | | | | | | | | | | | | | | | | |
| 20 | N.Y..... | 9,683 | 197.7 | 13,693 | 69.02 | 7,458 | 37.5 | 5.5 | 40.3 | 49.9 | 31.2 | 95.9 | 88.0 | 1.9 | 13.3 | 26.2 | 6.3 | 4.3 | 3.5 |
| 21 | N.J..... | 804 | 196.6 | 30,643 | 157.67 | 16,291 | 50.3 | 4.2 | 22.4 | 29.4 | 61.2 | 95.6 | 83.7 | 1.5 | 21.6 | 21.4 | 6.3 | 3.8 | 3.7 |
| 22 | Pa..... | 7,134 | 197.0 | 14,507 | 74.16 | 6,258 | 37.9 | 7.5 | 30.6 | 35.0 | 46.1 | 95.1 | 89.7 | 2.3 | 12.4 | 25.4 | 10.9 | 5.7 | 4.2 |
| | E.N.C. | | | | | | | | | | | | | | | | | | |
| 23 | Ohio.... | 11,770 | 197.3 | 23,773 | 120.47 | 6,489 | 52.1 | 4.4 | 31.0 | 29.9 | 55.9 | 95.8 | 88.9 | 2.7 | 6.8 | 13.9 | 7.9 | 6.0 | 4.2 |
| 24 | Ind..... | 11,717 | 197.0 | 26,370 | 132.94 | 7,060 | 59.8 | 3.7 | 24.5 | 31.8 | 57.0 | 94.9 | 88.9 | 2.6 | 4.2 | 12.6 | 8.7 | 6.2 | 4.1 |
| 25 | Ill..... | 19,429 | 197.4 | 33,772 | 170.34 | 8,541 | 67.8 | 2.8 | 20.9 | 43.5 | 47.9 | 90.8 | 85.3 | 2.5 | 3.9 | 9.7 | 11.8 | 5.5 | 3.9 |
| 26 | Mich.... | 9,740 | 197.0 | 16,547 | 84.03 | 5,177 | 47.6 | 5.6 | 30.5 | 33.1 | 55.4 | 96.4 | 90.9 | 3.1 | 8.9 | 10.0 | 6.9 | 6.6 | 4.8 |
| 27 | Wis..... | 15,176 | 197.1 | 15,147 | 76.97 | 6,102 | 42.6 | 2.3 | 40.6 | 57.6 | 29.4 | 95.1 | 90.3 | 2.4 | 7.7 | 15.1 | 6.0 | 5.5 | 4.0 |
| | W.N.C. | | | | | | | | | | | | | | | | | | |
| 28 | Minn.... | 17,590 | 197.5 | 17,180 | 86.72 | 6,067 | 60.3 | 2.1 | 25.0 | 58.3 | 33.5 | 87.8 | 82.2 | 3.1 | 5.2 | 12.3 | 8.9 | 6.8 | 4.4 |
| 29 | Iowa.... | 22,457 | 197.9 | 30,978 | 156.18 | 9,067 | 66.6 | 0.9 | 25.2 | 48.8 | 41.8 | 93.1 | 87.0 | 2.4 | 3.6 | 14.2 | 15.8 | 4.8 | 3.3 |
| 30 | Mo..... | 17,787 | 197.3 | 11,718 | 59.18 | 3,862 | 37.5 | 4.1 | 46.0 | 47.6 | 17.4 | 71.4 | 59.2 | 3.6 | 4.9 | 15.4 | 12.7 | 5.1 | 3.6 |
| 31 | N.Dak... | 1,270 | 200.3 | 8,796 | 43.81 | 3,037 | 62.4 | 10.7 | 20.0 | 46.1 | 37.0 | 56.3 | 51.2 | 4.5 | 6.4 | 4.4 | 3.8 | 10.4 | 6.5 |
| 32 | S.Dak... | 2,972 | 198.2 | 17,083 | 85.32 | 4,811 | 72.3 | 2.6 | 18.7 | 52.3 | 34.4 | 71.6 | 63.7 | 3.5 | 3.8 | 9.4 | 13.9 | 7.4 | 5.1 |
| 33 | Nebr.... | 7,849 | 197.8 | 24,443 | 122.72 | 6,089 | 70.5 | 4.1 | 19.1 | 53.4 | 37.9 | 83.2 | 71.8 | 2.7 | 3.3 | 11.8 | 15.5 | 6.7 | 4.8 |
| 34 | Kans.... | 7,431 | 198.1 | 15,824 | 79.14 | 4,135 | 54.1 | 6.8 | 31.7 | 47.5 | 38.0 | 75.5 | 64.3 | 3.6 | 3.0 | 11.9 | 14.2 | 6.7 | 4.8 |
| | S.A. | | | | | | | | | | | | | | | | | | |
| 35 | Del..... | 434 | 197.7 | 17,827 | 89.96 | 11,509 | 47.7 | 6.6 | 14.9 | 53.5 | 26.5 | 77.6 | 68.4 | 1.7 | 9.0 | 40.1 | 9.7 | 3.6 | 3.0 |
| 36 | Md..... | 2,050 | 196.9 | 19,211 | 97.37 | 7,168 | 40.9 | 6.2 | 25.3 | 56.6 | 26.0 | 89.3 | 78.5 | 3.0 | 17.0 | 26.1 | 7.6 | 5.1 | 3.9 |
| 37 | D.C[1].... | 1 | 194.0 | (*) | (*) | (*) | (*) | (*) | (*) | (*) | (*) | (*) | (*) | (*) | (*) | (*) | (*) | (*) | (*) |
| 38 | Va..... | 6,145 | 208.1 | 14,269 | 71.97 | 3,680 | 21.3 | 6.1 | 34.0 | 40.0 | 9.4 | 83.2 | 64.1 | 2.1 | 13.9 | 15.0 | 9.2 | 4.3 | 2.6 |
| 39 | W.Va.... | 3,574 | 197.2 | 8,257 | 41.84 | 2,048 | 15.0 | 4.4 | 52.9 | 16.6 | 7.7 | 67.1 | 55.8 | 1.6 | 12.4 | 26.1 | 11.0 | 3.7 | 2.0 |
| 40 | N.C..... | 6,243 | 197.0 | 14,426 | 72.76 | 3,284 | 20.9 | 6.0 | 18.0 | 45.4 | 7.0 | 82.8 | 59.6 | 2.9 | 12.2 | 9.6 | 4.8 | 7.3 | 3.8 |
| 41 | S.C..... | 3,079 | 197.8 | 10,027 | 50.67 | 2,664 | 26.4 | 8.7 | 20.0 | 36.6 | 10.9 | 83.9 | 42.9 | 3.7 | 16.1 | 14.8 | 7.9 | 8.5 | 3.9 |
| 42 | Ga..... | 8,392 | 197.9 | 7,372 | 37.22 | 2,485 | 25.9 | 9.1 | 26.8 | 31.3 | 11.9 | 78.8 | 36.7 | 3.7 | 10.0 | 10.8 | 6.3 | 6.6 | 3.4 |
| 43 | Fla..... | 1,793 | 196.4 | 17,965 | 91.54 | 8,467 | 27.3 | 10.0 | 36.3 | 31.4 | 22.2 | 81.3 | 42.3 | 1.8 | 18.6 | 14.3 | 3.8 | 3.5 | 2.5 |
| | E.S.C. | | | | | | | | | | | | | | | | | | |
| 44 | Ky..... | 9,211 | 197.2 | 13,352 | 67.66 | 3,750 | 24.7 | 6.3 | 45.8 | 43.1 | 6.2 | 72.5 | 59.7 | 2.6 | 8.0 | 8.7 | 14.0 | 4.3 | 2.8 |
| 45 | Tenn.... | 7,405 | 196.6 | 12,371 | 62.54 | 3,037 | 26.4 | 7.9 | 37.6 | 45.5 | 5.4 | 80.1 | 61.0 | 3.2 | 9.4 | 10.5 | 11.9 | 5.2 | 3.4 |
| 46 | Ala..... | 5,878 | 196.3 | 7,959 | 40.43 | 2,265 | 23.4 | 7.5 | 33.3 | 29.4 | 9.9 | 77.7 | 38.4 | 3.2 | 12.2 | 8.8 | 6.8 | 6.0 | 3.0 |
| 47 | Miss.... | 5,350 | 196.7 | 8,149 | 41.56 | 1,923 | 18.3 | 5.8 | 48.9 | 29.8 | 5.7 | 72.7 | 40.4 | 3.9 | 12.1 | 12.3 | 9.7 | 6.5 | 3.4 |
| | W.S.C. | | | | | | | | | | | | | | | | | | |
| 48 | Ark..... | 6,656 | 197.1 | 8,740 | 44.27 | 3,020 | 24.8 | 6.4 | 45.2 | 31.1 | 11.3 | 75.6 | 54.3 | 3.3 | 17.8 | 12.5 | 7.2 | 5.1 | 3.1 |
| 49 | La..... | 2,036 | 198.7 | 14,533 | 73.41 | 4,099 | 25.4 | 7.0 | 41.3 | 45.1 | 9.7 | 81.0 | 57.1 | 2.9 | 16.5 | 9.6 | 4.8 | 7.5 | 3.9 |
| 50 | Okla.... | 7,855 | 196.8 | 9,569 | 48.45 | 2,820 | 35.1 | 6.5 | 50.8 | 33.9 | 32.3 | 64.9 | 34.2 | 5.0 | 10.0 | 13.1 | 9.3 | 6.3 | 4.1 |
| 51 | Tex..... | 19,244 | 198.4 | 15,337 | 77.07 | 4,967 | 44.4 | 4.0 | 46.3 | 26.4 | 42.2 | 84.6 | 45.2 | 4.5 | 17.6 | 9.8 | 6.5 | 5.3 | 3.3 |
| | Mt. | | | | | | | | | | | | | | | | | | |
| 52 | Mont.... | 971 | 198.2 | 13,949 | 70.67 | 5,085 | 40.8 | 6.4 | 45.2 | 51.5 | 26.9 | 82.0 | 76.8 | 2.7 | 8.6 | 6.4 | 8.4 | 8.4 | 4.7 |
| 53 | Idaho... | 1,542 | 197.6 | 26,662 | 134.41 | 8,240 | 48.2 | 6.6 | 28.7 | 53.3 | 31.8 | 91.9 | 85.7 | 3.4 | 12.8 | 6.2 | 8.6 | 6.0 | 4.0 |
| 54 | Wyo..... | 451 | 197.8 | 14,593 | 71.18 | 5,654 | 45.8 | 4.4 | 38.8 | 69.0 | 17.7 | 84.5 | 76.7 | 3.5 | 8.8 | 9.3 | 13.2 | 8.1 | 5.1 |
| 55 | Colo.... | 1,352 | 196.5 | 20,508 | 104.25 | 9,653 | 47.8 | 8.0 | 33.1 | 40.8 | 38.5 | 86.2 | 76.9 | 2.9 | 12.1 | 9.9 | 21.4 | 5.6 | 4.0 |
| 56 | N.Mex... | 476 | 199.1 | 26,931 | 134.40 | 10,029 | 41.7 | 7.3 | 45.3 | 32.6 | 30.7 | 55.9 | 37.8 | 2.8 | 26.6 | 3.8 | 10.4 | 6.4 | 4.2 |
| 57 | Ariz.... | 203 | 198.9 | 42,351 | 213.62 | 18,944 | 58.9 | 6.4 | 18.8 | 40.4 | 47.3 | 82.8 | 60.1 | 4.6 | 18.4 | 6.4 | 6.8 | 4.0 | 4.0 |
| 58 | Utah.... | 919 | 197.7 | 21,058 | 106.34 | 7,110 | 36.4 | 9.7 | 41.2 | 56.3 | 13.8 | 88.6 | 83.7 | 3.4 | 9.2 | 19.2 | 16.1 | 4.6 | 2.7 |
| 59 | Nev..... | 150 | 195.2 | 28,838 | 147.80 | 9,896 | 31.2 | 9.3 | 42.1 | 70.0 | 3.3 | 76.7 | 60.0 | 1.3 | 7.3 | 12.6 | 20.0 | 7.1 | 2.6 |
| | Pac. | | | | | | | | | | | | | | | | | | |
| 60 | Wash.... | 1,494 | 198.1 | 26,197 | 131.52 | 8,330 | 27.6 | 6.4 | 40.9 | 36.0 | 42.5 | 93.9 | 86.1 | 2.6 | 20.6 | 14.3 | 4.7 | 4.7 | 3.4 |
| 61 | Oreg.... | 1,882 | 196.4 | 25,363 | 129.18 | 8,155 | 34.7 | 5.3 | 40.9 | 29.6 | 44.6 | 86.9 | 80.8 | 2.0 | 18.8 | 12.2 | 3.9 | 5.0 | 3.4 |
| 62 | Calif... | 2,526 | 197.5 | 72,576 | 366.90 | 21,353 | 47.1 | 7.1 | 33.3 | 32.6 | 49.8 | 91.6 | 81.6 | 2.6 | 24.2 | 8.6 | 8.2 | 3.9 | 4.0 |

*Not available.

[1]Data for District of Columbia not included in totals.

## BY DIVISIONS AND STATES: CENSUS OF 1950

See text. Base data in Volume I]

| Percent distribution of total value of farm products sold for farms 180 to 219 acres, by source | | | | | Percent of totals for all farms represented by totals for farms 180 to 219 acres | | | | | | | | | | | | | | |
|---|---|---|---|---|---|---|---|---|---|---|---|---|---|---|---|---|---|---|---|
| | | | | | | | | | | | | | Expenditures for— | | | | | | |
| All crops | Field crops | All livestock and products | Dairy products | Other livestock and products (except poultry) | Number of farms | Land owned (acres) | Land rented from others (acres) | Land in farms (acres) | Cropland harvested (acres) | Number of cattle and calves | Number of hogs and pigs | All corn (acres) | Value of all farm products sold | Machine hire | Hired labor | Feed | Purchase of livestock and poultry | Gasoline and other petroleum fuel and oil | Farm machinery repairs | |
| 35.5 | 31.0 | 63.8 | 20.9 | 35.4 | 5.1 | 5.1 | 5.1 | 4.7 | 7.0 | 6.8 | 10.2 | 9.4 | 7.0 | 7.2 | 5.8 | 7.2 | 6.6 | 7.6 | 7.6 | 1 |
| 26.6 | 24.3 | 73.1 | 23.6 | 41.5 | 7.5 | 7.2 | 7.9 | 7.6 | 8.6 | 9.3 | 11.8 | 10.8 | 9.4 | 9.7 | 8.0 | 9.1 | 8.4 | 9.4 | 9.5 | 2 |
| 56.5 | 51.2 | 42.0 | 13.8 | 21.0 | 3.6 | 5.3 | 4.8 | 4.8 | 5.6 | 5.4 | 6.2 | 6.1 | 5.2 | 5.5 | 5.4 | 5.8 | 4.9 | 6.1 | 5.8 | 3 |
| 58.8 | 36.8 | 40.5 | 16.2 | 20.1 | 2.6 | 1.1 | 0.7 | 0.7 | 2.4 | 2.2 | 3.7 | 2.7 | 3.1 | 3.3 | 3.5 | 2.4 | 2.8 | 3.4 | 3.6 | 4 |
| 30.2 | 24.4 | 67.6 | 47.4 | 7.8 | 6.0 | 9.7 | 10.3 | 9.6 | 9.9 | 10.3 | 4.9 | 9.7 | 7.3 | 8.8 | 6.9 | 6.4 | 6.5 | 8.2 | 8.7 | 5 |
| 19.3 | 10.7 | 80.1 | 57.2 | 12.8 | 5.9 | 10.5 | 12.8 | 10.9 | 10.8 | 11.7 | 6.6 | 10.6 | 9.0 | 9.6 | 8.8 | 8.2 | 8.5 | 9.7 | 10.6 | 6 |
| 31.1 | 28.8 | 68.5 | 24.0 | 38.5 | 7.7 | 10.2 | 14.2 | 11.9 | 12.3 | 11.8 | 12.7 | 12.5 | 11.4 | 11.5 | 9.6 | 10.4 | 10.4 | 12.0 | 12.0 | 7 |
| 23.8 | 23.5 | 76.1 | 12.2 | 55.1 | 7.9 | 5.3 | 5.6 | 5.4 | 6.6 | 7.4 | 11.5 | 9.8 | 8.3 | 8.6 | 6.3 | 9.2 | 7.5 | 7.8 | 7.7 | 8 |
| 49.9 | 38.4 | 47.4 | 18.9 | 16.1 | 3.3 | 6.4 | 6.4 | 6.1 | 6.0 | 6.3 | 6.0 | 5.7 | 5.1 | 6.0 | 5.6 | 5.9 | 5.4 | 6.5 | 6.8 | 9 |
| 45.5 | 43.1 | 52.5 | 14.4 | 34.3 | 3.1 | 7.0 | 6.6 | 6.9 | 5.7 | 6.9 | 6.8 | 5.8 | 5.7 | 5.4 | 5.5 | 5.9 | 7.2 | 7.0 | 6.5 | 10 |
| 67.6 | 65.5 | 32.0 | 9.4 | 17.5 | 4.6 | 3.7 | 3.7 | 3.3 | 5.4 | 4.3 | 5.8 | 7.3 | 5.0 | 5.4 | 5.3 | 5.6 | 3.6 | 5.5 | 5.1 | 11 |
| 50.8 | 47.1 | 49.1 | 12.0 | 33.1 | 3.1 | 0.7 | 0.5 | 0.5 | 2.2 | 1.7 | 4.9 | 2.6 | 2.9 | 3.2 | 3.1 | 2.8 | 2.8 | 3.2 | 3.2 | 12 |
| 63.7 | 30.4 | 35.2 | 18.9 | 12.1 | 2.2 | 2.1 | 1.2 | 1.6 | 2.9 | 3.1 | 2.6 | 3.8 | 3.2 | 3.3 | 3.7 | 2.2 | 2.7 | 3.6 | 3.9 | 13 |
| 59.1 | 54.1 | 37.4 | 21.9 | 6.0 | 7.4 | 10.6 | 10.6 | 10.5 | 10.6 | 12.1 | 9.0 | 12.6 | 9.4 | 8.9 | 9.6 | 7.5 | 8.4 | 11.6 | 11.2 | 14 |
| 6.2 | 2.2 | 91.2 | 48.3 | 8.5 | 5.8 | 8.9 | 8.4 | 8.8 | 8.4 | 8.9 | 5.0 | 7.0 | 6.6 | 9.3 | 6.8 | 6.1 | 6.1 | 6.0 | 6.0 | 15 |
| 1.9 | 1.5 | 94.7 | 78.5 | 11.6 | 9.6 | 10.2 | 11.0 | 10.3 | 11.2 | 11.2 | 12.5 | 11.0 | 10.0 | 11.5 | 6.8 | 10.2 | 9.7 | 10.3 | 10.2 | 16 |
| 33.0 | 21.0 | 66.3 | 41.8 | 8.1 | 3.1 | 8.1 | 11.5 | 8.1 | 7.8 | 8.2 | 3.3 | 7.7 | 5.3 | 5.6 | 5.6 | 4.6 | 4.7 | 5.9 | 5.5 | 17 |
| 40.8 | 1.6 | 59.0 | 44.7 | 4.3 | 2.9 | 8.8 | 2.7 | 7.7 | 6.7 | 5.7 | 1.8 | 6.7 | 6.4 | 3.5 | 10.0 | 4.5 | 7.1 | 3.8 | 7.5 | 18 |
| 23.7 | 20.1 | 76.1 | 57.3 | 6.1 | 3.5 | 8.0 | 10.5 | 8.3 | 8.2 | 9.7 | 1.2 | 10.2 | 5.7 | 9.9 | 5.2 | 5.5 | 5.0 | 5.9 | 8.1 | 19 |
| 17.0 | 8.8 | 82.3 | 64.6 | 11.0 | 7.8 | 11.6 | 13.5 | 11.9 | 12.3 | 13.3 | 8.1 | 13.2 | 11.1 | 11.8 | 10.0 | 11.0 | 10.3 | 11.1 | 12.2 | 20 |
| 34.5 | 12.9 | 65.5 | 47.0 | 5.6 | 3.2 | 8.3 | 11.1 | 9.1 | 10.0 | 12.1 | 1.5 | 10.9 | 5.9 | 9.0 | 7.2 | 4.0 | 4.6 | 6.5 | 8.8 | 21 |
| 18.5 | 13.2 | 80.8 | 48.3 | 18.0 | 4.9 | 9.4 | 12.2 | 9.9 | 9.4 | 9.7 | 7.7 | 9.2 | 7.9 | 7.8 | 8.1 | 7.0 | 8.3 | 9.2 | 9.5 | 22 |
| 33.6 | 30.0 | 66.1 | 20.9 | 38.5 | 5.9 | 9.0 | 14.3 | 11.0 | 11.6 | 10.4 | 12.0 | 11.7 | 10.6 | 10.3 | 9.4 | 9.3 | 9.5 | 11.2 | 11.6 | 23 |
| 31.7 | 30.2 | 68.1 | 13.4 | 47.6 | 7.0 | 9.1 | 14.9 | 11.7 | 12.5 | 11.2 | 12.7 | 12.4 | 11.1 | 11.2 | 8.5 | 9.5 | 9.6 | 12.4 | 12.0 | 24 |
| 41.3 | 40.6 | 58.6 | 11.7 | 42.7 | 10.0 | 10.2 | 13.5 | 12.4 | 12.8 | 12.5 | 12.8 | 12.8 | 12.0 | 13.2 | 8.4 | 11.3 | 10.9 | 12.5 | 12.4 | 25 |
| 35.3 | 28.5 | 63.9 | 34.9 | 23.1 | 6.3 | 9.8 | 14.6 | 11.1 | 11.6 | 11.4 | 12.0 | 11.7 | 10.5 | 9.9 | 9.3 | 8.8 | 9.7 | 11.0 | 10.9 | 26 |
| 8.0 | 5.5 | 91.3 | 52.1 | 31.0 | 9.0 | 12.2 | 15.0 | 12.9 | 12.6 | 12.4 | 14.3 | 13.1 | 12.1 | 11.4 | 12.8 | 11.9 | 11.2 | 12.0 | 12.3 | 27 |
| 23.1 | 22.3 | 76.7 | 22.4 | 41.5 | 9.8 | 10.2 | 10.5 | 10.5 | 10.6 | 12.0 | 12.3 | 11.8 | 10.9 | 11.6 | 9.7 | 10.9 | 10.8 | 11.0 | 11.2 | 28 |
| 18.7 | 18.5 | 81.3 | 8.0 | 66.2 | 11.1 | 11.3 | 13.9 | 13.0 | 13.1 | 12.9 | 13.6 | 13.0 | 12.5 | 13.1 | 10.7 | 12.4 | 11.4 | 13.0 | 12.7 | 29 |
| 23.9 | 23.6 | 75.7 | 13.3 | 53.2 | 7.7 | 9.6 | 10.3 | 10.0 | 10.7 | 9.9 | 10.8 | 11.1 | 9.4 | 10.7 | 6.9 | 8.9 | 7.6 | 10.6 | 10.7 | 30 |
| 65.9 | 65.7 | 34.1 | 9.4 | 20.0 | 1.9 | 0.8 | 0.5 | 0.6 | 0.8 | 0.9 | 0.8 | 0.8 | 1.0 | 1.5 | 0.8 | 1.2 | 0.7 | 0.9 | 0.9 | 31 |
| 26.2 | 26.2 | 73.7 | 7.6 | 57.0 | 4.5 | 1.4 | 1.6 | 1.3 | 2.4 | 2.2 | 5.3 | 4.0 | 3.3 | 3.7 | 2.1 | 3.6 | 3.3 | 3.0 | 3.0 | 32 |
| 36.2 | 36.1 | 63.8 | 6.5 | 50.2 | 7.3 | 2.6 | 4.6 | 3.3 | 5.6 | 4.1 | 8.9 | 7.7 | 6.1 | 6.7 | 4.4 | 6.1 | 5.0 | 6.7 | 6.8 | 33 |
| 34.6 | 34.4 | 65.4 | 13.5 | 43.5 | 5.7 | 3.1 | 2.9 | 3.0 | 3.7 | 4.2 | 7.4 | 7.9 | 4.0 | 4.1 | 2.3 | 4.9 | 3.1 | 4.2 | 3.9 | 34 |
| 17.1 | 12.0 | 82.7 | 21.8 | 6.6 | 5.8 | 8.8 | 12.7 | 10.0 | 10.6 | 13.6 | 9.0 | 10.0 | 6.3 | 9.7 | 7.9 | 5.4 | 5.9 | 9.9 | 11.3 | 35 |
| 28.0 | 23.2 | 71.3 | 41.4 | 12.2 | 5.7 | 9.4 | 10.8 | 9.8 | 10.6 | 11.2 | 7.9 | 10.4 | 8.1 | 11.3 | 9.3 | 7.5 | 6.4 | 9.2 | 10.4 | 36 |
| (*) | (*) | (*) | (*) | (*) | 3.6 | (*) | (*) | 15.3 | (*) | (*) | (*) | (*) | (*) | (*) | (*) | (*) | (*) | (*) | (*) | 37 |
| 40.9 | 34.8 | 57.1 | 20.3 | 24.9 | 4.1 | 7.8 | 8.6 | 7.8 | 7.8 | 7.9 | 7.3 | 7.1 | 6.9 | 7.7 | 7.1 | 6.0 | 5.8 | 7.9 | 7.4 | 38 |
| 12.5 | 6.0 | 84.5 | 24.8 | 38.0 | 4.4 | 8.5 | 9.8 | 8.6 | 8.7 | 8.5 | 7.9 | 7.7 | 8.3 | 8.4 | 7.9 | 7.5 | 6.3 | 9.0 | 8.5 | 39 |
| 67.8 | 64.6 | 28.9 | 13.1 | 11.0 | 2.2 | 6.5 | 6.0 | 6.3 | 4.4 | 6.1 | 3.7 | 3.9 | 3.5 | 4.5 | 5.0 | 4.3 | 4.9 | 5.6 | 6.8 | 40 |
| 56.3 | 50.4 | 40.1 | 11.6 | 15.3 | 2.2 | 5.8 | 4.5 | 5.1 | 4.0 | 5.3 | 4.7 | 3.7 | 3.5 | 4.4 | 4.5 | 6.6 | 6.7 | 5.6 | 5.0 | 41 |
| 64.1 | 59.0 | 30.0 | 7.6 | 15.7 | 4.2 | 6.4 | 7.6 | 6.4 | 6.0 | 5.7 | 7.0 | 5.9 | 5.3 | 6.0 | 4.7 | 4.5 | 5.1 | 6.5 | 6.1 | 42 |
| 67.3 | 13.6 | 31.8 | 17.9 | 7.4 | 3.2 | 2.9 | 1.8 | 2.1 | 5.6 | 2.2 | 6.3 | 7.4 | 4.3 | 4.5 | 4.2 | 6.6 | 3.0 | 4.8 | 5.1 | 43 |
| 42.0 | 40.9 | 57.0 | 12.0 | 41.5 | 4.2 | 8.8 | 10.7 | 9.3 | 8.7 | 9.3 | 9.0 | 8.2 | 7.9 | 9.3 | 7.5 | 7.1 | 9.1 | 9.8 | 10.1 | 44 |
| 39.0 | 36.7 | 59.3 | 18.8 | 36.9 | 3.2 | 7.8 | 7.7 | 7.8 | 6.8 | 8.0 | 7.5 | 6.7 | 6.4 | 7.3 | 6.7 | 6.7 | 7.4 | 8.0 | 7.9 | 45 |
| 63.4 | 57.2 | 32.9 | 8.8 | 18.9 | 2.8 | 5.5 | 5.6 | 5.5 | 4.7 | 4.4 | 5.1 | 4.8 | 4.6 | 4.4 | 5.8 | 4.3 | 4.1 | 6.4 | 5.4 | 46 |
| 48.8 | 46.8 | 47.2 | 19.5 | 23.5 | 2.1 | 5.9 | 3.7 | 5.1 | 3.1 | 5.1 | 3.8 | 3.6 | 2.9 | 2.4 | 2.7 | 4.7 | 5.1 | 3.9 | 3.1 | 47 |
| 64.7 | 62.0 | 34.0 | 7.0 | 18.1 | 3.6 | 7.2 | 6.3 | 7.0 | 5.5 | 7.2 | 6.1 | 5.9 | 4.9 | 4.9 | 5.5 | 5.6 | 6.1 | 5.1 | 5.0 | 48 |
| 67.1 | 64.1 | 31.8 | 16.5 | 14.1 | 1.6 | 4.3 | 3.9 | 3.6 | 3.3 | 3.6 | 2.1 | 2.5 | 3.2 | 3.7 | 3.3 | 3.4 | 2.4 | 4.5 | 3.4 | 49 |
| 54.6 | 52.8 | 45.3 | 12.4 | 27.5 | 5.5 | 4.1 | 4.9 | 4.3 | 4.6 | 4.6 | 7.0 | 9.0 | 4.6 | 5.1 | 5.1 | 5.2 | 3.2 | 4.9 | 4.5 | 50 |
| 71.3 | 69.2 | 28.6 | 8.6 | 15.2 | 5.8 | 2.9 | 3.1 | 2.6 | 6.0 | 3.8 | 6.6 | 8.8 | 5.3 | 5.8 | 5.6 | 6.0 | 3.5 | 5.9 | 5.5 | 51 |
| 43.6 | 43.3 | 56.2 | 15.0 | 38.2 | 2.8 | 0.5 | 0.3 | 0.3 | 1.0 | 1.2 | 4.4 | 0.6 | 1.7 | 2.2 | 1.4 | 1.6 | 1.4 | 1.9 | 1.6 | 52 |
| 60.9 | 58.8 | 38.7 | 10.4 | 26.8 | 3.8 | 2.5 | 2.2 | 2.3 | 4.0 | 3.9 | 7.6 | 8.2 | 4.5 | 5.1 | 5.0 | 3.1 | 3.5 | 5.0 | 4.4 | 53 |
| 54.1 | 53.2 | 45.9 | 12.0 | 30.2 | 3.6 | 0.4 | 0.3 | 0.3 | 2.1 | 0.9 | 4.3 | 2.4 | 1.9 | 3.4 | 1.3 | 1.4 | 1.4 | 3.0 | 3.1 | 54 |
| 43.8 | 39.2 | 56.2 | 8.5 | 44.9 | 3.0 | 0.7 | 1.0 | 0.7 | 1.8 | 1.7 | 4.2 | 2.7 | 3.0 | 2.7 | 3.6 | 2.9 | 3.3 | 3.1 | 3.4 | 55 |
| 78.5 | 68.4 | 21.4 | 7.0 | 13.7 | 2.0 | 0.3 | 0.2 | 0.2 | 2.0 | 0.6 | 2.3 | 2.0 | 2.7 | 2.8 | 4.9 | 1.2 | 1.7 | 3.5 | 3.8 | 56 |
| 65.0 | 61.6 | 35.0 | 15.2 | 19.0 | 1.9 | 0.4 | 0.2 | 0.1 | 2.6 | 0.7 | 8.0 | 2.5 | 1.8 | 2.0 | 1.7 | 2.3 | 1.4 | 2.1 | 3.0 | 57 |
| 29.3 | 24.5 | 70.7 | 18.2 | 36.2 | 3.8 | 2.4 | 1.2 | 1.7 | 5.0 | 4.7 | 3.7 | 4.8 | 4.7 | 5.7 | 3.7 | 4.7 | 5.3 | 4.8 | 5.3 | 58 |
| 19.6 | 16.7 | 80.4 | 23.6 | 52.0 | 4.8 | 0.8 | 0.4 | 0.4 | 2.3 | 1.8 | 8.6 | 22.1 | 4.1 | 2.4 | 1.8 | 4.5 | 6.4 | 5.8 | 3.6 | 59 |
| 52.3 | 29.5 | 44.4 | 25.9 | 11.9 | 2.1 | 2.3 | 0.9 | 1.7 | 1.9 | 3.6 | 2.3 | 4.5 | 3.2 | 4.4 | 4.0 | 3.1 | 2.4 | 3.3 | 2.7 | 60 |
| 59.8 | 39.8 | 37.4 | 16.9 | 12.4 | 3.1 | 2.2 | 1.4 | 1.8 | 4.0 | 2.8 | 3.7 | 4.8 | 4.9 | 4.4 | 6.0 | 4.0 | 2.7 | 5.1 | 4.7 | 61 |
| 67.4 | 28.0 | 32.5 | 17.8 | 12.1 | 1.8 | 1.9 | 1.4 | 1.4 | 3.0 | 3.0 | 2.3 | 3.1 | 2.9 | 3.0 | 3.3 | 1.7 | 2.8 | 3.4 | 4.1 | 62 |

## Table 52.—FARMS OF 220 TO 259 ACRES—SELECTED CHARACTERISTICS.

[Data are based on reports for only a sample of farms.

| | Region, division, and State | Number of farms 220 to 259 acres | Average for farms 220 to 259 acres | | | | Percent of land in farms 220 to 259 acres represented by— | | | Percent of farms 220 to 259 acres reporting— | | | | Percent of total value of farms products sold for farms 220 to 259 acres represented by expenditures for— | | | | | |
|---|---|---|---|---|---|---|---|---|---|---|---|---|---|---|---|---|---|---|---|
| | | | Total land per farm (acres) | Value of land and buildings (dollars) | | Farm products sold per farm (dollars) | Cropland harvested | Cropland not harvested and not pastured | Land pastured | Tractor | | Electricity | Electric washing machine | Machine hire | Hired labor | Feed | Purchase of livestock and poultry | Gasoline and other petroleum fuel and oil | Farm machinery repairs |
| | | | | Per farm | Per acre | | | | | With horses and/or mules | Without horses or mules | | | | | | | | |
| 1 | U.S..... | 213,972 | 237.6 | 22,708 | 95.52 | 6,938 | 48.0 | 4.6 | 32.3 | 45.2 | 33.7 | 85.9 | 72.2 | 2.7 | 8.9 | 12.9 | 11.1 | 5.7 | 3.9 |
| 2 | The North.. | 141,620 | 237.6 | 25,423 | 106.95 | 7,760 | 56.5 | 3.7 | 28.5 | 48.3 | 39.2 | 88.4 | 81.1 | 2.5 | 6.4 | 13.6 | 11.9 | 5.7 | 4.0 |
| 3 | The South.. | 62,042 | 237.5 | 14,507 | 61.03 | 4,261 | 29.9 | 6.2 | 40.1 | 38.2 | 20.7 | 80.2 | 50.7 | 3.8 | 15.2 | 11.1 | 8.0 | 5.8 | 3.6 |
| 4 | The West... | 10,310 | 238.3 | 33,635 | 141.19 | 11,430 | 41.5 | 7.4 | 37.8 | 44.5 | 35.7 | 86.9 | 78.5 | 2.9 | 18.8 | 10.1 | 9.7 | 5.0 | 3.6 |
| | Geo. Div. | | | | | | | | | | | | | | | | | | |
| 5 | N.E..... | 4,164 | 238.2 | 15,034 | 63.26 | 8,835 | 23.8 | 3.8 | 36.2 | 33.2 | 28.2 | 94.8 | 84.9 | 1.2 | 17.2 | 28.0 | 7.3 | 3.6 | 2.5 |
| 6 | M.A..... | 11,132 | 237.4 | 16,030 | 67.51 | 8,306 | 37.0 | 5.8 | 37.3 | 47.8 | 35.9 | 95.2 | 88.9 | 1.9 | 15.1 | 25.2 | 6.7 | 5.0 | 3.8 |
| 7 | E.N.C... | 46,399 | 237.0 | 30,784 | 129.95 | 8,551 | 57.0 | 3.3 | 28.0 | 41.0 | 49.8 | 95.1 | 89.7 | 2.3 | 6.2 | 11.3 | 9.9 | 5.8 | 4.1 |
| 8 | W.N.C... | 79,925 | 237.9 | 24,177 | 101.49 | 7,172 | 60.6 | 3.6 | 27.1 | 53.4 | 34.2 | 83.1 | 74.9 | 2.7 | 4.4 | 12.5 | 14.4 | 5.9 | 4.0 |
| 9 | S.A..... | 19,017 | 237.6 | 14,230 | 59.90 | 4,229 | 23.1 | 7.2 | 29.2 | 41.7 | 12.8 | 82.5 | 54.9 | 2.9 | 15.1 | 15.0 | 6.9 | 5.9 | 3.6 |
| 10 | E.S.C... | 15,539 | 237.2 | 13,242 | 55.83 | 3,467 | 22.8 | 6.8 | 41.8 | 42.2 | 6.8 | 76.6 | 52.4 | 3.0 | 10.6 | 10.2 | 12.0 | 5.5 | 3.4 |
| 11 | W.S.C... | 27,486 | 237.6 | 15,379 | 64.60 | 4,729 | 38.5 | 5.1 | 46.6 | 33.5 | 34.1 | 80.7 | 46.9 | 4.7 | 17.1 | 9.2 | 7.0 | 5.8 | 3.8 |
| 12 | Mt..... | 5,590 | 238.3 | 24,905 | 104.40 | 9,059 | 44.8 | 7.8 | 36.5 | 51.6 | 29.9 | 84.4 | 75.6 | 3.0 | 13.0 | 7.1 | 15.2 | 5.8 | 4.0 |
| 13 | Pac..... | 4,720 | 238.5 | 44,616 | 187.62 | 14,260 | 37.5 | 7.0 | 39.2 | 36.2 | 42.6 | 89.8 | 81.9 | 2.8 | 23.1 | 12.4 | 5.4 | 4.4 | 3.4 |
| | N.E. | | | | | | | | | | | | | | | | | | |
| 14 | Maine... | 1,262 | 238.9 | 12,658 | 53.23 | 7,782 | 25.1 | 6.3 | 22.0 | 26.3 | 32.9 | 92.5 | 84.2 | 1.2 | 19.9 | 16.5 | 2.8 | 4.5 | 3.4 |
| 15 | N.H..... | 586 | 239.6 | 11,735 | 49.72 | 6,607 | 17.7 | 3.2 | 32.9 | 22.2 | 27.3 | 93.0 | 80.2 | 1.4 | 16.3 | 40.6 | 9.3 | 3.2 | 1.7 |
| 16 | Vt..... | 1,410 | 237.2 | 11,611 | 48.85 | 6,274 | 25.5 | 1.7 | 49.9 | 43.6 | 15.6 | 96.1 | 86.9 | 1.2 | 12.5 | 32.7 | 7.2 | 3.8 | 2.3 |
| 17 | Mass.... | 424 | 239.1 | 21,775 | 91.32 | 14,262 | 23.2 | 3.1 | 35.9 | 39.4 | 34.0 | 97.2 | 85.8 | 1.0 | 18.5 | 29.9 | 9.7 | 2.8 | 2.2 |
| 18 | R.I..... | 37 | 236.4 | 39,597 | 167.54 | 24,131 | 33.7 | 3.6 | 35.0 | 16.2 | 83.8 | 100.0 | 86.5 | 1.1 | 22.3 | 17.2 | 2.7 | 5.1 | 3.1 |
| 19 | Conn.... | 445 | 237.4 | 30,935 | 129.45 | 16,307 | 23.2 | 4.5 | 38.4 | 29.9 | 46.3 | 96.6 | 86.1 | 1.2 | 18.0 | 31.1 | 11.1 | 3.1 | 1.9 |
| | M.A. | | | | | | | | | | | | | | | | | | |
| 20 | N.Y..... | 6,563 | 237.8 | 14,984 | 63.02 | 8,170 | 35.2 | 5.4 | 41.9 | 53.0 | 29.7 | 95.9 | 89.9 | 1.9 | 14.4 | 27.0 | 6.0 | 4.5 | 3.5 |
| 21 | N.J..... | 463 | 237.7 | 36,272 | 152.12 | 21,482 | 53.9 | 4.8 | 24.0 | 33.9 | 62.6 | 97.4 | 89.8 | 1.1 | 22.8 | 20.8 | 7.0 | 4.5 | 4.2 |
| 22 | Pa..... | 4,106 | 236.8 | 15,515 | 65.51 | 7,016 | 37.9 | 6.4 | 31.4 | 41.1 | 42.8 | 94.0 | 87.2 | 2.1 | 13.8 | 23.4 | 7.9 | 6.1 | 4.2 |
| | E.N.C. | | | | | | | | | | | | | | | | | | |
| 23 | Ohio.... | 7,221 | 236.8 | 29,275 | 123.18 | 7,691 | 52.4 | 3.8 | 30.8 | 29.5 | 57.0 | 96.3 | 89.3 | 2.4 | 8.6 | 13.7 | 8.1 | 6.3 | 4.1 |
| 24 | Ind..... | 7,846 | 237.3 | 32,713 | 137.83 | 8,942 | 60.9 | 3.3 | 23.8 | 31.4 | 60.4 | 96.4 | 89.2 | 2.2 | 5.1 | 12.7 | 8.8 | 5.8 | 3.8 |
| 25 | Ill..... | 16,198 | 237.1 | 42,774 | 180.28 | 10,702 | 70.5 | 2.6 | 19.9 | 42.3 | 51.4 | 93.4 | 88.1 | 2.2 | 4.5 | 9.5 | 12.7 | 5.5 | 3.9 |
| 26 | Mich.... | 5,824 | 236.8 | 18,709 | 79.42 | 6,147 | 45.5 | 5.9 | 31.5 | 34.9 | 56.6 | 96.7 | 93.3 | 2.9 | 10.4 | 9.9 | 7.5 | 7.2 | 5.1 |
| 27 | Wis..... | 9,310 | 237.0 | 16,707 | 70.77 | 6,631 | 40.9 | 2.5 | 41.3 | 59.3 | 28.1 | 95.1 | 90.9 | 2.5 | 7.5 | 13.4 | 6.6 | 5.7 | 4.2 |
| | W.N.C. | | | | | | | | | | | | | | | | | | |
| 28 | Minn.... | 17,240 | 237.9 | 20,401 | 85.68 | 7,213 | 63.0 | 2.4 | 22.2 | 58.2 | 33.5 | 87.5 | 82.5 | 3.0 | 5.1 | 11.2 | 9.0 | 6.8 | 4.3 |
| 29 | Iowa.... | 19,896 | 237.6 | 38,629 | 162.56 | 11,096 | 68.2 | 1.1 | 23.9 | 49.8 | 42.8 | 94.5 | 89.5 | 2.1 | 4.2 | 14.0 | 17.7 | 4.8 | 3.3 |
| 30 | Mo..... | 13,906 | 237.2 | 14,249 | 60.16 | 4,526 | 37.8 | 4.2 | 46.1 | 50.9 | 18.7 | 73.6 | 61.2 | 3.4 | 5.9 | 14.7 | 13.5 | 5.1 | 3.6 |
| 31 | N.Dak... | 2,070 | 239.5 | 10,852 | 45.42 | 3,646 | 63.6 | 13.2 | 16.9 | 45.4 | 39.1 | 67.1 | 59.2 | 3.9 | 5.8 | 3.9 | 4.3 | 10.2 | 5.7 |
| 32 | S.Dak... | 4,988 | 239.2 | 19,671 | 82.39 | 5,851 | 73.8 | 2.0 | 17.8 | 57.0 | 34.8 | 74.5 | 66.2 | 3.2 | 3.9 | 9.4 | 13.4 | 7.5 | 5.1 |
| 33 | Nebr.... | 11,441 | 238.3 | 26,251 | 109.32 | 6,934 | 70.1 | 4.5 | 19.5 | 58.0 | 33.6 | 81.8 | 71.0 | 2.7 | 3.3 | 11.3 | 17.2 | 6.5 | 4.7 |
| 34 | Kans.... | 10,384 | 238.3 | 18,449 | 77.32 | 4,705 | 54.9 | 7.6 | 31.1 | 50.0 | 38.7 | 75.8 | 64.1 | 3.5 | 3.6 | 11.3 | 12.1 | 7.0 | 5.4 |
| | S.A. | | | | | | | | | | | | | | | | | | |
| 35 | Del..... | 279 | 235.9 | 18,443 | 78.41 | 11,508 | 49.2 | 8.8 | 15.6 | 64.9 | 20.4 | 87.1 | 72.4 | 2.0 | 12.4 | 35.8 | 6.5 | 4.6 | 3.6 |
| 36 | Md..... | 1,447 | 238.8 | 25,092 | 104.41 | 8,161 | 38.5 | 6.4 | 23.3 | 57.8 | 24.9 | 89.6 | 75.1 | 2.9 | 18.4 | 20.5 | 7.1 | 5.5 | 3.9 |
| 37 | D.C..... | ..... | ..... | ..... | ..... | ..... | ..... | ..... | ..... | ..... | ..... | ..... | ..... | ..... | ..... | ..... | ..... | ..... | ..... |
| 38 | Va..... | 3,991 | 237.9 | 15,393 | 64.96 | 4,096 | 20.1 | 6.3 | 33.1 | 42.7 | 11.8 | 84.3 | 65.5 | 2.3 | 13.8 | 13.5 | 9.7 | 4.4 | 3.0 |
| 39 | W.Va.... | 1,948 | 237.5 | 9,394 | 39.47 | 2,618 | 14.5 | 3.5 | 55.6 | 20.6 | 10.8 | 70.7 | 57.6 | 1.9 | 12.1 | 24.7 | 10.7 | 3.3 | 2.0 |
| 40 | N.C..... | 3,551 | 237.0 | 16,502 | 69.66 | 3,651 | 19.4 | 5.6 | 18.9 | 48.8 | 9.5 | 83.9 | 61.5 | 3.0 | 14.1 | 10.5 | 5.6 | 8.0 | 3.9 |
| 41 | S.C..... | 1,871 | 237.5 | 11,929 | 50.28 | 3,049 | 24.1 | 8.5 | 20.4 | 40.9 | 10.6 | 83.4 | 41.5 | 3.8 | 18.0 | 16.9 | 5.4 | 7.4 | 5.0 |
| 42 | Ga..... | 4,823 | 237.5 | 8,855 | 37.30 | 3,090 | 24.1 | 9.5 | 27.1 | 39.0 | 11.5 | 82.4 | 38.8 | 4.2 | 11.5 | 10.6 | 6.2 | 7.3 | 4.2 |
| 43 | Fla..... | 1,107 | 238.3 | 23,855 | 99.64 | 8,866 | 28.0 | 9.9 | 37.6 | 39.2 | 22.4 | 80.3 | 53.0 | 2.1 | 20.9 | 10.4 | 4.1 | 4.7 | 2.9 |
| | E.S.C. | | | | | | | | | | | | | | | | | | |
| 44 | Ky..... | 4,844 | 237.6 | 16,958 | 71.50 | 4,655 | 25.2 | 6.0 | 45.4 | 51.7 | 4.6 | 76.5 | 62.8 | 2.4 | 9.0 | 8.5 | 14.0 | 4.1 | 2.8 |
| 45 | Tenn.... | 4,224 | 237.1 | 14,648 | 61.83 | 3,925 | 26.0 | 7.3 | 38.0 | 48.7 | 6.1 | 78.5 | 57.8 | 2.9 | 10.8 | 11.0 | 11.5 | 5.1 | 3.5 |
| 46 | Ala..... | 3,069 | 237.4 | 9,382 | 39.35 | 2,520 | 21.8 | 7.8 | 31.3 | 29.0 | 12.3 | 78.4 | 41.0 | 3.1 | 13.3 | 10.2 | 8.4 | 6.9 | 3.8 |
| 47 | Miss.... | 3,402 | 236.4 | 9,556 | 40.43 | 1,978 | 16.4 | 6.5 | 50.7 | 32.7 | 5.9 | 72.8 | 41.2 | 5.5 | 12.7 | 13.6 | 10.9 | 9.4 | 4.6 |
| | W.S.C. | | | | | | | | | | | | | | | | | | |
| 48 | Ark..... | 4,460 | 236.4 | 10,981 | 46.55 | 3,874 | 26.4 | 5.9 | 43.0 | 31.6 | 12.0 | 76.2 | 55.5 | 4.3 | 19.4 | 9.6 | 5.8 | 6.0 | 3.6 |
| 49 | La..... | 1,532 | 236.8 | 15,676 | 66.54 | 4,558 | 22.9 | 6.1 | 46.8 | 43.0 | 11.4 | 84.5 | 59.0 | 3.8 | 17.9 | 11.5 | 9.3 | 7.6 | 5.5 |
| 50 | Okla.... | 8,071 | 237.9 | 13,498 | 56.50 | 3,727 | 39.7 | 6.6 | 46.8 | 38.0 | 36.5 | 72.5 | 39.9 | 5.0 | 9.5 | 11.2 | 10.8 | 6.5 | 4.4 |
| 51 | Tex..... | 13,423 | 237.9 | 17,981 | 75.39 | 5,627 | 43.6 | 3.9 | 47.6 | 30.4 | 42.6 | 86.7 | 46.9 | 4.8 | 19.6 | 8.2 | 5.5 | 5.3 | 3.4 |
| | Mt. | | | | | | | | | | | | | | | | | | |
| 52 | Mont.... | 952 | 237.6 | 15,892 | 66.73 | 5,404 | 39.9 | 10.7 | 39.3 | 50.5 | 26.9 | 79.0 | 74.2 | 3.1 | 7.7 | 6.3 | 8.9 | 7.7 | 4.4 |
| 53 | Idaho... | 1,419 | 239.0 | 27,651 | 115.71 | 8,440 | 44.9 | 7.7 | 34.1 | 57.3 | 28.6 | 91.2 | 86.2 | 2.6 | 12.6 | 6.8 | 10.8 | 6.1 | 4.2 |
| 54 | Wyo..... | 460 | 239.6 | 19,396 | 82.28 | 8,194 | 47.3 | 5.9 | 35.8 | 65.2 | 23.9 | 84.8 | 77.2 | 1.7 | 7.5 | 6.3 | 19.4 | 5.9 | 4.5 |
| 55 | Colo.... | 1,465 | 237.5 | 23,147 | 96.72 | 10,938 | 49.6 | 6.9 | 34.1 | 43.7 | 38.2 | 83.4 | 73.4 | 2.6 | 10.5 | 8.3 | 26.4 | 5.7 | 3.8 |
| 56 | N.Mex... | 471 | 239.1 | 26,156 | 109.34 | 8,345 | 45.2 | 3.6 | 44.3 | 36.1 | 31.0 | 65.0 | 40.6 | 4.2 | 22.3 | 2.8 | 2.2 | 4.9 | 3.6 |
| 57 | Ariz.... | 216 | 237.7 | 58,155 | 245.12 | 22,693 | 51.9 | 5.8 | 27.4 | 44.9 | 42.6 | 97.2 | 79.6 | 5.3 | 22.4 | 5.1 | 2.5 | 4.1 | 3.8 |
| 58 | Utah.... | 532 | 237.4 | 25,339 | 106.43 | 7,797 | 34.9 | 11.9 | 41.8 | 61.5 | 17.9 | 89.5 | 82.0 | 2.9 | 16.2 | 11.0 | 15.3 | 5.6 | 3.1 |
| 59 | Nev..... | 75 | 240.7 | 37,048 | 153.86 | 8,367 | 40.7 | 4.6 | 38.0 | 73.3 | 6.7 | 93.3 | 86.7 | 4.6 | 12.7 | 6.7 | 16.6 | 5.4 | 5.0 |
| | Pac. | | | | | | | | | | | | | | | | | | |
| 60 | Wash.... | 1,221 | 238.5 | 27,372 | 114.87 | 7,941 | 28.7 | 7.1 | 44.7 | 36.9 | 40.5 | 88.5 | 81.1 | 2.5 | 21.3 | 12.4 | 9.1 | 4.9 | 3.8 |
| 61 | Oreg.... | 1,469 | 238.8 | 29,685 | 125.28 | 8,000 | 35.2 | 6.2 | 39.2 | 37.0 | 41.9 | 90.8 | 83.7 | 2.7 | 14.5 | 14.6 | 5.7 | 5.4 | 4.1 |
| 62 | Calif... | 2,030 | 238.2 | 66,686 | 280.00 | 22,766 | 44.4 | 7.4 | 36.0 | 35.2 | 44.3 | 89.9 | 81.2 | 2.8 | 25.8 | 11.9 | 4.6 | 4.1 | 3.1 |

## BY DIVISIONS AND STATES: CENSUS OF 1950

See text. Base data in Volume I]

| Percent distribution of total value of farm products sold for farms 220 to 259 acres, by source | | | | | Percent of totals for all farms represented by totals for farms 220 to 259 acres | | | | | | | | | | | | | | |
|---|---|---|---|---|---|---|---|---|---|---|---|---|---|---|---|---|---|---|---|
| | | | | | | | | | | | | | | Expenditures for— | | | | | |
| All crops | Field crops | All livestock and products | Dairy products | Other livestock and products (except poultry) | Number of farms | Land owned (acres) | Land rented from others (acres) | Land in farms (acres) | Cropland harvested (acres) | Number of cattle and calves | Number of hogs and pigs | All corn (acres) | Value of all farm products sold | Machine hire | Hired labor | Feed | Purchase of livestock and poultry | Gasoline and other petroleum fuel and oil | Farm machinery repairs | |
| 37.0 | 33.3 | 62.5 | 17.6 | 38.4 | 4.0 | 4.4 | 5.3 | 4.4 | 7.1 | 6.2 | 9.7 | 9.6 | 6.6 | 6.5 | 5.4 | 6.3 | 6.8 | 7.3 | 7.4 | 1 |
| 29.6 | 27.9 | 70.1 | 19.0 | 44.3 | 6.2 | 6.7 | 9.0 | 7.6 | 9.1 | 8.8 | 11.6 | 11.8 | 9.3 | 9.0 | 7.9 | 8.3 | 9.3 | 9.5 | 9.5 | 2 |
| 58.9 | 53.5 | 39.6 | 12.7 | 21.2 | 2.3 | 4.1 | 3.9 | 3.7 | 4.5 | 4.2 | 4.4 | 4.2 | 4.0 | 4.7 | 4.6 | 4.0 | 3.7 | 5.0 | 5.0 | 3 |
| 57.8 | 40.2 | 41.7 | 15.1 | 21.4 | 2.2 | 1.1 | 0.8 | 0.8 | 2.5 | 2.1 | 4.6 | 2.9 | 2.8 | 3.1 | 3.1 | 2.3 | 2.6 | 3.2 | 3.1 | 4 |
| 26.4 | 22.3 | 71.4 | 49.4 | 9.6 | 4.0 | 7.9 | 8.6 | 7.9 | 8.4 | 9.6 | 4.2 | 10.1 | 6.5 | 7.4 | 6.4 | 5.8 | 7.3 | 6.9 | 7.6 | 5 |
| 18.8 | 10.3 | 80.5 | 59.7 | 13.1 | 3.8 | 8.0 | 9.2 | 8.2 | 7.9 | 8.7 | 5.1 | 7.5 | 6.4 | 6.4 | 6.9 | 5.8 | 5.1 | 7.3 | 7.6 | 6 |
| 35.3 | 33.3 | 64.4 | 20.1 | 39.0 | 5.2 | 7.7 | 12.8 | 9.8 | 10.5 | 9.1 | 10.5 | 11.1 | 9.7 | 8.7 | 8.8 | 8.3 | 9.8 | 10.2 | 10.1 | 7 |
| 27.6 | 27.3 | 72.3 | 9.8 | 55.0 | 8.1 | 5.9 | 7.7 | 6.7 | 8.6 | 8.6 | 12.7 | 12.5 | 10.0 | 9.7 | 8.3 | 10.4 | 9.7 | 9.6 | 9.7 | 8 |
| 50.8 | 37.7 | 46.5 | 18.6 | 18.1 | 2.0 | 4.7 | 4.5 | 4.4 | 4.1 | 4.6 | 4.3 | 3.9 | 3.6 | 4.5 | 4.3 | 3.7 | 3.7 | 4.8 | 5.3 | 9 |
| 44.4 | 43.0 | 53.4 | 14.5 | 35.9 | 1.7 | 4.7 | 4.4 | 4.6 | 3.7 | 4.5 | 4.4 | 3.7 | 3.8 | 3.6 | 4.0 | 4.1 | 4.9 | 5.0 | 4.8 | 10 |
| 69.7 | 67.4 | 29.8 | 8.5 | 17.1 | 3.5 | 3.3 | 3.5 | 3.1 | 5.1 | 3.8 | 4.8 | 5.6 | 4.4 | 5.2 | 4.9 | 4.3 | 3.2 | 5.1 | 4.9 | 11 |
| 53.3 | 49.3 | 46.6 | 9.3 | 34.1 | 2.9 | 0.8 | 0.6 | 0.5 | 2.4 | 1.9 | 3.6 | 2.9 | 3.0 | 3.2 | 3.2 | 2.2 | 3.2 | 3.2 | 3.4 | 12 |
| 61.2 | 33.3 | 38.0 | 19.5 | 11.7 | 1.8 | 1.9 | 1.3 | 1.5 | 2.7 | 2.4 | 5.5 | 3.3 | 2.7 | 3.1 | 3.1 | 2.3 | 1.8 | 3.2 | 3.0 | 13 |
| 60.0 | 56.6 | 37.3 | 20.9 | 6.1 | 4.2 | 7.3 | 6.8 | 7.2 | 8.1 | 8.1 | 14.4 | 11.2 | 7.3 | 7.6 | 7.8 | 5.5 | 4.8 | 8.0 | 8.7 | 14 |
| 11.5 | 2.2 | 85.3 | 45.8 | 6.8 | 4.4 | 8.2 | 10.0 | 8.2 | 8.5 | 9.1 | 3.8 | 13.0 | 7.0 | 9.9 | 7.2 | 6.3 | 8.8 | 6.6 | 7.8 | 15 |
| 2.5 | 1.8 | 93.6 | 78.7 | 12.4 | 7.4 | 9.4 | 9.1 | 9.5 | 10.0 | 11.6 | 6.1 | 11.4 | 9.9 | 9.3 | 9.9 | 9.8 | 10.1 | 10.4 | 10.1 | 16 |
| 22.8 | 15.3 | 76.6 | 53.8 | 11.2 | 1.9 | 6.2 | 7.1 | 6.2 | 6.3 | 7.1 | 0.4 | 7.0 | 4.3 | 5.0 | 4.1 | 3.8 | 5.6 | 3.8 | 5.2 | 17 |
| 51.2 | 26.9 | 48.8 | 41.1 | 5.6 | 1.4 | 3.4 | 10.3 | 4.5 | 6.9 | 5.9 | 1.2 | 6.5 | 5.7 | 7.1 | 7.3 | 2.6 | 1.9 | 6.4 | 6.8 | 18 |
| 19.1 | 17.7 | 80.6 | 49.8 | 11.4 | 2.9 | 8.2 | 9.2 | 8.2 | 7.7 | 10.2 | 0.6 | 10.0 | 5.7 | 6.6 | 5.4 | 5.7 | 9.0 | 6.2 | 6.1 | 19 |
| 14.6 | 8.0 | 84.5 | 66.9 | 11.4 | 5.3 | 9.4 | 10.0 | 9.7 | 9.4 | 10.3 | 5.2 | 9.8 | 8.2 | 8.9 | 8.0 | 8.4 | 7.3 | 8.5 | 9.1 | 20 |
| 34.6 | 14.1 | 65.3 | 50.3 | 8.5 | 1.9 | 5.8 | 9.5 | 6.3 | 7.5 | 9.3 | 3.8 | 7.8 | 4.5 | 5.1 | 5.8 | 2.9 | 3.9 | 5.8 | 7.6 | 21 |
| 20.9 | 13.2 | 78.4 | 49.6 | 17.8 | 2.8 | 6.5 | 8.4 | 6.9 | 6.5 | 6.6 | 5.4 | 6.2 | 5.1 | 4.5 | 5.9 | 4.2 | 3.9 | 6.4 | 6.1 | 22 |
| 35.5 | 31.9 | 64.1 | 20.4 | 36.9 | 3.6 | 6.3 | 10.9 | 8.1 | 8.6 | 7.6 | 8.5 | 8.5 | 7.6 | 6.7 | 8.5 | 6.6 | 7.1 | 8.5 | 8.4 | 23 |
| 33.9 | 32.6 | 65.9 | 12.4 | 46.6 | 4.7 | 6.8 | 12.6 | 9.4 | 10.2 | 8.6 | 10.1 | 10.1 | 9.4 | 8.1 | 8.6 | 8.1 | 8.1 | 9.8 | 9.6 | 24 |
| 45.0 | 44.5 | 54.9 | 9.0 | 42.0 | 8.3 | 9.2 | 14.3 | 12.4 | 13.3 | 12.1 | 12.3 | 13.6 | 12.6 | 12.1 | 10.1 | 11.5 | 12.3 | 13.0 | 12.8 | 25 |
| 36.9 | 28.3 | 62.3 | 33.8 | 22.2 | 3.7 | 7.0 | 10.9 | 8.0 | 8.0 | 7.9 | 7.7 | 8.0 | 7.5 | 6.6 | 7.8 | 6.2 | 7.6 | 8.6 | 8.4 | 26 |
| 8.6 | 6.5 | 90.8 | 51.6 | 33.7 | 5.5 | 8.7 | 11.8 | 9.5 | 8.9 | 8.5 | 10.2 | 9.4 | 8.0 | 7.7 | 8.3 | 7.0 | 8.2 | 8.3 | 8.5 | 27 |
| 28.4 | 27.8 | 71.5 | 18.5 | 42.6 | 9.6 | 10.9 | 14.7 | 12.4 | 13.0 | 12.6 | 14.7 | 14.6 | 12.7 | 13.1 | 11.2 | 11.6 | 12.8 | 12.8 | 12.6 | 28 |
| 20.6 | 20.5 | 79.4 | 6.1 | 67.4 | 9.8 | 11.0 | 15.7 | 13.8 | 14.3 | 13.5 | 13.8 | 14.4 | 13.5 | 12.5 | 13.6 | 13.2 | 13.8 | 13.9 | 13.9 | 29 |
| 24.8 | 24.1 | 74.8 | 11.2 | 56.5 | 6.0 | 8.9 | 10.0 | 9.4 | 10.2 | 9.3 | 10.1 | 10.6 | 8.7 | 9.4 | 7.7 | 7.8 | 7.4 | 9.8 | 10.1 | 30 |
| 67.7 | 67.7 | 32.3 | 8.1 | 19.6 | 3.2 | 1.4 | 1.1 | 1.2 | 1.6 | 1.5 | 2.2 | 1.9 | 1.9 | 2.6 | 1.4 | 2.1 | 1.6 | 1.7 | 1.6 | 31 |
| 27.3 | 27.2 | 72.7 | 7.2 | 56.9 | 7.5 | 2.3 | 3.3 | 2.7 | 5.0 | 4.2 | 10.3 | 8.3 | 6.6 | 6.9 | 4.4 | 7.3 | 6.5 | 6.2 | 6.2 | 32 |
| 37.4 | 37.1 | 62.6 | 5.8 | 50.3 | 10.7 | 4.2 | 8.3 | 5.8 | 9.9 | 6.8 | 13.5 | 13.1 | 10.1 | 10.9 | 7.4 | 9.8 | 9.3 | 10.9 | 11.1 | 33 |
| 39.1 | 38.7 | 60.8 | 11.3 | 41.0 | 7.9 | 4.8 | 5.4 | 5.1 | 6.3 | 6.4 | 10.5 | 11.6 | 6.3 | 6.4 | 4.4 | 7.4 | 4.2 | 7.0 | 6.9 | 34 |
| 31.0 | 18.7 | 68.9 | 24.2 | 5.0 | 3.7 | 7.0 | 9.1 | 7.7 | 8.4 | 9.8 | 5.9 | 7.6 | 4.1 | 7.4 | 7.0 | 3.1 | 2.5 | 8.2 | 8.8 | 35 |
| 35.2 | 27.6 | 64.5 | 37.9 | 15.4 | 4.0 | 7.6 | 10.9 | 8.4 | 8.5 | 8.6 | 8.6 | 8.2 | 6.5 | 8.7 | 8.0 | 4.7 | 4.8 | 7.9 | 8.2 | 36 |
| .... | ..... | ..... | ..... | ..... | ..... | ..... | ..... | ..... | ..... | ..... | ..... | ..... | ..... | ..... | ..... | ..... | ..... | ..... | ..... | 37 |
| 38.6 | 32.2 | 59.3 | 20.0 | 28.7 | 2.6 | 5.8 | 7.6 | 6.1 | 5.7 | 6.0 | 5.4 | 5.4 | 5.0 | 6.1 | 5.1 | 3.9 | 4.4 | 6.0 | 6.0 | 38 |
| 14.1 | 7.1 | 83.1 | 22.7 | 39.6 | 2.4 | 5.8 | 5.2 | 5.7 | 5.5 | 6.0 | 4.6 | 4.6 | 5.6 | 6.7 | 5.2 | 4.8 | 4.2 | 5.3 | 5.7 | 39 |
| 68.5 | 63.8 | 28.5 | 12.3 | 11.3 | 1.2 | 4.7 | 3.6 | 4.3 | 2.8 | 3.9 | 2.5 | 2.4 | 2.2 | 2.9 | 3.6 | 3.0 | 3.5 | 3.9 | 4.4 | 40 |
| 55.1 | 49.8 | 39.9 | 12.6 | 11.3 | 1.3 | 4.1 | 3.5 | 3.7 | 2.7 | 3.5 | 2.6 | 2.6 | 2.4 | 3.1 | 3.4 | 5.2 | 3.1 | 3.3 | 4.5 | 41 |
| 60.9 | 56.7 | 32.7 | 10.6 | 17.7 | 2.4 | 4.7 | 4.7 | 4.4 | 3.9 | 4.6 | 4.7 | 4.0 | 3.7 | 4.8 | 3.8 | 3.1 | 3.5 | 5.0 | 5.3 | 42 |
| 74.9 | 12.2 | 24.8 | 12.1 | 10.8 | 1.9 | 2.1 | 1.4 | 1.6 | 4.3 | 1.6 | 5.7 | 5.4 | 2.8 | 3.4 | 3.1 | 3.1 | 2.1 | 4.2 | 3.9 | 43 |
| 41.3 | 40.9 | 57.8 | 11.5 | 44.2 | 2.2 | 5.6 | 6.4 | 5.9 | 5.6 | 5.7 | 5.7 | 5.4 | 5.2 | 5.6 | 5.5 | 4.6 | 6.0 | 6.2 | 6.5 | 44 |
| 39.3 | 37.0 | 59.3 | 21.8 | 34.5 | 1.8 | 5.3 | 5.6 | 5.4 | 4.6 | 5.5 | 4.9 | 4.3 | 4.7 | 5.0 | 5.8 | 5.1 | 5.3 | 5.8 | 6.1 | 45 |
| 60.8 | 58.0 | 34.7 | 8.1 | 22.6 | 1.5 | 3.6 | 3.6 | 3.5 | 2.7 | 2.7 | 3.3 | 2.7 | 2.7 | 2.5 | 3.7 | 2.9 | 2.9 | 4.3 | 4.0 | 46 |
| 49.1 | 47.7 | 44.3 | 14.0 | 26.4 | 1.4 | 4.5 | 3.0 | 3.9 | 2.1 | 3.8 | 2.5 | 2.4 | 1.9 | 2.2 | 1.8 | 3.4 | 3.6 | 3.6 | 2.7 | 47 |
| 70.4 | 67.3 | 27.6 | 6.0 | 16.4 | 2.4 | 5.8 | 5.3 | 5.6 | 4.7 | 5.5 | 4.5 | 4.5 | 4.2 | 5.5 | 5.2 | 3.7 | 4.3 | 5.1 | 5.0 | 48 |
| 67.4 | 66.2 | 31.9 | 13.2 | 17.7 | 1.2 | 4.0 | 2.8 | 3.2 | 2.7 | 3.1 | 1.6 | 1.8 | 2.6 | 4.0 | 3.0 | 3.4 | 3.9 | 3.8 | 4.0 | 49 |
| 58.4 | 57.2 | 41.6 | 11.6 | 25.2 | 5.7 | 4.9 | 6.1 | 5.4 | 6.4 | 5.4 | 7.1 | 7.9 | 6.3 | 6.9 | 6.6 | 6.0 | 5.0 | 7.0 | 6.6 | 50 |
| 74.3 | 71.7 | 25.5 | 7.4 | 13.9 | 4.1 | 2.4 | 2.6 | 2.2 | 4.9 | 3.1 | 5.1 | 6.2 | 4.2 | 4.8 | 4.9 | 4.0 | 2.3 | 4.7 | 4.5 | 51 |
| 47.5 | 47.3 | 52.3 | 13.5 | 36.3 | 2.7 | 0.5 | 0.3 | 0.4 | 1.2 | 1.3 | 2.9 | 1.0 | 1.8 | 2.6 | 1.3 | 1.6 | 1.6 | 1.8 | 1.6 | 52 |
| 58.6 | 56.7 | 41.2 | 10.9 | 28.2 | 3.5 | 2.8 | 2.3 | 2.6 | 4.2 | 4.1 | 3.7 | 2.8 | 4.2 | 3.6 | 4.6 | 3.2 | 4.1 | 4.8 | 4.3 | 53 |
| 47.6 | 47.5 | 52.4 | 6.9 | 43.6 | 3.6 | 0.4 | 0.4 | 0.3 | 2.7 | 1.1 | 5.0 | 2.7 | 2.9 | 2.5 | 1.7 | 1.4 | 3.1 | 3.3 | 4.1 | 54 |
| 43.6 | 39.0 | 56.3 | 7.7 | 47.1 | 3.2 | 0.9 | 1.2 | 0.9 | 2.5 | 2.4 | 4.3 | 3.4 | 3.8 | 3.0 | 3.9 | 3.1 | 5.1 | 3.9 | 4.0 | 55 |
| 87.0 | 85.9 | 13.0 | 2.5 | 9.1 | 2.0 | 0.4 | 0.3 | 0.2 | 2.6 | 0.7 | 2.6 | 3.2 | 2.4 | 3.7 | 3.6 | 0.8 | 0.3 | 2.3 | 2.9 | 56 |
| 74.4 | 60.1 | 25.6 | 7.7 | 17.7 | 2.1 | 0.5 | 0.2 | 0.1 | 3.0 | 1.7 | 1.0 | 0.5 | 2.4 | 3.2 | 2.8 | 2.5 | 0.7 | 2.9 | 3.8 | 57 |
| 37.6 | 31.1 | 62.4 | 13.6 | 27.9 | 2.2 | 1.6 | 0.8 | 1.2 | 3.4 | 3.0 | 3.1 | 3.2 | 3.0 | 3.1 | 4.2 | 1.7 | 3.2 | 3.8 | 4.0 | 58 |
| 17.3 | 17.3 | 82.7 | 22.3 | 57.3 | 2.4 | 0.5 | 0.4 | 0.3 | 1.8 | 1.1 | 2.0 | 0.8 | 1.9 | 3.8 | 1.4 | 1.1 | 2.4 | 2.0 | 3.2 | 59 |
| 49.0 | 28.3 | 48.6 | 23.8 | 21.7 | 1.7 | 2.3 | 1.0 | 1.6 | 2.0 | 3.3 | 2.6 | 3.9 | 2.6 | 3.4 | 3.3 | 2.2 | 3.8 | 2.8 | 2.5 | 60 |
| 51.4 | 40.7 | 45.8 | 21.0 | 15.8 | 2.5 | 1.9 | 1.6 | 1.7 | 3.9 | 2.7 | 6.0 | 6.0 | 3.9 | 4.7 | 3.6 | 3.7 | 3.0 | 4.3 | 4.4 | 61 |
| 66.3 | 32.5 | 33.7 | 18.2 | 8.5 | 1.5 | 1.7 | 1.4 | 1.3 | 2.7 | 2.1 | 6.1 | 1.9 | 2.5 | 2.8 | 3.0 | 2.0 | 1.3 | 3.1 | 2.8 | 62 |

## Table 53.—FARMS OF 260 TO 499 ACRES—SELECTED CHARACTERISTICS,

[Data are based on reports for only a sample of farms.

| | Region, division, and State | Number of farms 260 to 499 acres | Average for farms 260 to 499 acres | | | Percent of land in farms 260 to 499 acres represented by— | | | Percent of farms 260 to 499 acres reporting— | | | | Percent of total value of farm products sold for farms 260 to 499 acres represented by expenditures for— | | | | | |
|---|---|---|---|---|---|---|---|---|---|---|---|---|---|---|---|---|---|---|
| | | | Total land per farm (acres) | Value of land and buildings (dollars) | | Farm products sold per farm (dollars) | Cropland harvested | Cropland not harvested and not pastured | Land pastured | Tractor | | Electricity | Electric washing machine | Machine hire | Hired labor | Feed | Purchase of livestock and poultry | Gasoline and other petroleum fuel and oil | Farm machinery repairs |
| | | | | Per farm | Per acre | | | | | With horses and/or mules | Without horses or mules | | | | | | | | |
| 1 | U.S..... | 477,558 | 348.8 | 27,969 | 80.03 | 8,584 | 46.0 | 6.1 | 33.6 | 50.2 | 31.8 | 83.5 | 68.2 | 2.8 | 10.8 | 11.2 | 11.7 | 6.0 | 4.1 |
| 2 | The North.. | 291,202 | 347.4 | 30,161 | 86.60 | 9,216 | 54.5 | 5.8 | 28.7 | 54.3 | 35.5 | 84.8 | 76.9 | 2.3 | 7.5 | 12.0 | 13.3 | 6.1 | 4.2 |
| 3 | The South.. | 149,877 | 348.3 | 21,508 | 61.70 | 6,437 | 31.7 | 5.5 | 40.9 | 43.5 | 24.1 | 82.0 | 51.2 | 3.9 | 16.9 | 9.8 | 8.5 | 6.0 | 4.0 |
| 4 | The West... | 36,479 | 362.3 | 36,215 | 99.87 | 12,258 | 36.7 | 10.6 | 41.8 | 45.0 | 34.4 | 80.0 | 68.6 | 3.1 | 18.0 | 9.1 | 8.4 | 5.1 | 3.9 |
| | Geo. Div. | | | | | | | | | | | | | | | | | | |
| 5 | N.E..... | 9,148 | 341.0 | 17,855 | 52.14 | 10,882 | 20.7 | 3.5 | 35.9 | 37.8 | 29.6 | 93.3 | 85.3 | 1.0 | 20.6 | 23.0 | 5.9 | 3.8 | 2.6 |
| 6 | M.A..... | 17,985 | 334.8 | 20,674 | 61.98 | 11,093 | 33.8 | 5.7 | 37.7 | 53.7 | 33.8 | 96.0 | 89.4 | 1.5 | 17.1 | 23.4 | 7.5 | 4.7 | 3.7 |
| 7 | E.N.C... | 72,723 | 333.2 | 42,976 | 128.57 | 11,662 | 55.8 | 3.6 | 28.0 | 44.3 | 48.1 | 95.7 | 90.1 | 1.9 | 7.6 | 10.3 | 11.6 | 5.7 | 4.1 |
| 8 | W.N.C... | 191,346 | 354.3 | 26,848 | 75.63 | 8,033 | 57.5 | 6.7 | 27.8 | 58.9 | 31.1 | 79.1 | 70.3 | 2.7 | 5.3 | 10.8 | 15.5 | 6.6 | 4.5 |
| 9 | S.A..... | 39,937 | 345.9 | 19,311 | 55.88 | 6,171 | 21.6 | 6.3 | 30.2 | 48.3 | 13.2 | 84.2 | 56.4 | 2.3 | 18.3 | 14.7 | 8.3 | 6.0 | 3.7 |
| 10 | E.S.C... | 31,800 | 341.9 | 18,735 | 54.95 | 5,039 | 21.3 | 6.3 | 40.8 | 49.1 | 8.1 | 78.7 | 52.3 | 2.9 | 14.6 | 10.2 | 14.2 | 6.2 | 3.9 |
| 11 | W.S.C... | 78,140 | 352.1 | 23,635 | 66.96 | 7,127 | 40.8 | 4.7 | 46.3 | 38.7 | 36.3 | 82.2 | 48.1 | 4.9 | 16.9 | 7.7 | 7.0 | 6.0 | 4.1 |
| 12 | Mt..... | 22,488 | 365.2 | 23,446 | 64.07 | 8,412 | 36.8 | 11.6 | 43.2 | 48.8 | 30.2 | 75.2 | 62.8 | 3.4 | 12.5 | 7.6 | 14.0 | 6.3 | 4.3 |
| 13 | Pac..... | 13,991 | 357.6 | 57,414 | 160.76 | 18,492 | 36.4 | 8.9 | 39.7 | 39.0 | 41.1 | 87.9 | 77.9 | 3.0 | 22.0 | 10.2 | 4.3 | 4.2 | 3.7 |
| | N.E. | | | | | | | | | | | | | | | | | | |
| 14 | Maine... | 2,782 | 340.0 | 14,231 | 41.69 | 10,159 | 20.6 | 6.2 | 19.7 | 31.9 | 33.9 | 89.5 | 82.0 | 1.1 | 22.2 | 13.2 | 3.0 | 4.4 | 3.2 |
| 15 | N.H..... | 1,217 | 349.4 | 14,531 | 42.03 | 7,441 | 14.8 | 2.0 | 34.0 | 29.7 | 30.4 | 95.9 | 84.7 | 0.8 | 20.4 | 32.4 | 5.7 | 4.9 | 2.0 |
| 16 | Vt..... | 3,459 | 339.8 | 14,801 | 43.03 | 8,193 | 22.8 | 2.0 | 49.0 | 48.0 | 18.0 | 94.9 | 89.9 | 1.2 | 13.7 | 30.7 | 5.6 | 3.7 | 2.2 |
| 17 | Mass.... | 899 | 338.5 | 27,264 | 80.49 | 17,162 | 19.3 | 3.7 | 37.4 | 30.1 | 43.4 | 91.0 | 79.8 | 0.7 | 26.6 | 26.3 | 8.0 | 3.0 | 2.8 |
| 18 | R.I..... | 127 | 321.2 | 37,549 | 110.39 | 14,863 | 17.5 | 6.4 | 33.4 | 15.7 | 44.9 | 92.1 | 80.3 | 0.5 | 25.5 | 16.1 | 7.6 | 4.2 | 4.5 |
| 19 | Conn.... | 664 | 342.7 | 46,499 | 137.89 | 24,987 | 23.5 | 2.2 | 37.5 | 38.7 | 48.5 | 99.8 | 85.4 | 1.1 | 23.9 | 19.2 | 9.3 | 2.9 | 2.3 |
| | M.A. | | | | | | | | | | | | | | | | | | |
| 20 | N.Y..... | 11,303 | 334.3 | 19,068 | 57.11 | 10,818 | 33.4 | 5.3 | 42.6 | 59.9 | 27.0 | 96.0 | 89.6 | 1.4 | 15.9 | 24.6 | 6.3 | 4.5 | 3.5 |
| 21 | N.J..... | 685 | 349.1 | 52,358 | 150.77 | 23,532 | 41.6 | 6.3 | 23.6 | 30.8 | 60.3 | 96.8 | 81.6 | 1.4 | 25.5 | 19.1 | 12.6 | 3.8 | 3.7 |
| 22 | Pa..... | 5,997 | 333.9 | 20,574 | 62.04 | 10,189 | 33.7 | 6.3 | 30.3 | 44.6 | 43.6 | 95.9 | 89.9 | 1.7 | 17.5 | 22.3 | 8.5 | 5.3 | 4.1 |
| | E.N.C. | | | | | | | | | | | | | | | | | | |
| 23 | Ohio.... | 10,362 | 331.1 | 40,381 | 121.03 | 10,512 | 51.0 | 4.4 | 31.0 | 33.4 | 57.1 | 96.8 | 91.1 | 1.9 | 9.5 | 12.2 | 9.9 | 6.1 | 4.2 |
| 24 | Ind..... | 12,896 | 335.1 | 44,924 | 133.31 | 12,407 | 61.0 | 3.5 | 23.6 | 34.1 | 59.3 | 97.1 | 90.4 | 1.9 | 6.8 | 11.5 | 10.9 | 6.0 | 4.0 |
| 25 | Ill..... | 27,534 | 336.2 | 59,347 | 175.97 | 14,666 | 68.3 | 2.9 | 20.9 | 46.2 | 48.4 | 94.2 | 88.7 | 1.8 | 6.1 | 8.8 | 13.7 | 5.4 | 4.0 |
| 26 | Mich.... | 8,795 | 330.8 | 24,112 | 78.05 | 8,011 | 41.6 | 5.9 | 33.6 | 39.9 | 52.2 | 96.9 | 91.2 | 2.3 | 12.6 | 8.0 | 9.3 | 6.6 | 5.1 |
| 27 | Wis..... | 13,136 | 328.6 | 21,059 | 64.09 | 7,973 | 37.3 | 3.0 | 41.8 | 61.9 | 26.8 | 95.5 | 91.4 | 2.4 | 9.8 | 13.8 | 7.6 | 5.9 | 4.1 |
| | W.N.C. | | | | | | | | | | | | | | | | | | |
| 28 | Minn.... | 29,566 | 339.8 | 25,347 | 74.58 | 8,717 | 61.9 | 4.2 | 20.4 | 62.8 | 31.1 | 89.6 | 84.8 | 2.6 | 6.4 | 10.1 | 9.7 | 7.5 | 4.6 |
| 29 | Iowa.... | 28,144 | 331.6 | 50,064 | 151.18 | 14,946 | 65.3 | 1.2 | 26.3 | 56.2 | 37.0 | 95.1 | 89.2 | 1.9 | 5.4 | 13.2 | 21.6 | 4.6 | 3.2 |
| 30 | Mo..... | 27,537 | 340.7 | 19,342 | 56.60 | 6,448 | 36.8 | 4.1 | 46.3 | 58.8 | 17.3 | 75.3 | 62.9 | 3.0 | 6.5 | 14.1 | 16.8 | 5.2 | 3.7 |
| 31 | N.Dak... | 23,317 | 386.8 | 13,886 | 35.89 | 4,715 | 59.6 | 15.3 | 18.8 | 60.2 | 31.4 | 66.3 | 58.2 | 3.6 | 6.2 | 3.5 | 3.9 | 11.2 | 6.5 |
| 32 | S.Dak... | 21,979 | 367.0 | 20,276 | 55.59 | 6,201 | 67.7 | 3.3 | 23.1 | 62.5 | 28.8 | 71.7 | 62.1 | 3.2 | 5.1 | 7.9 | 12.1 | 8.6 | 6.0 |
| 33 | Nebr.... | 26,933 | 355.4 | 29,413 | 82.10 | 8,378 | 60.3 | 7.6 | 27.2 | 62.2 | 29.2 | 77.3 | 66.2 | 2.4 | 3.9 | 11.3 | 18.2 | 6.5 | 4.5 |
| 34 | Kans.... | 33,870 | 365.3 | 26,726 | 72.88 | 6,164 | 53.4 | 10.3 | 31.0 | 52.0 | 40.0 | 75.1 | 64.7 | 3.3 | 4.3 | 9.6 | 15.0 | 7.3 | 5.5 |
| | S.A. | | | | | | | | | | | | | | | | | | |
| 35 | Del..... | 515 | 340.3 | 26,721 | 79.76 | 16,053 | 47.4 | 5.1 | 15.3 | 59.0 | 32.0 | 89.9 | 77.1 | 1.4 | 9.8 | 33.5 | 8.6 | 4.6 | 3.3 |
| 36 | Md..... | 2,427 | 340.7 | 32,768 | 96.40 | 12,615 | 38.8 | 5.9 | 23.5 | 62.9 | 25.5 | 91.3 | 78.9 | 2.2 | 17.2 | 21.8 | 8.6 | 4.8 | 3.7 |
| 37 | D.C. [1]... | 2 | 345.0 | (*) | (*) | (*) | (*) | (*) | (*) | (*) | (*) | (*) | (*) | (*) | (*) | (*) | (*) | (*) | (*) |
| 38 | Va..... | 8,479 | 346.4 | 22,410 | 64.49 | 6,297 | 19.8 | 5.0 | 34.9 | 49.8 | 11.6 | 87.4 | 66.8 | 1.9 | 17.9 | 14.8 | 12.1 | 4.6 | 3.3 |
| 39 | W.Va.... | 3,984 | 340.8 | 14,848 | 43.68 | 4,081 | 13.7 | 3.3 | 51.7 | 30.2 | 10.7 | 74.4 | 62.8 | 1.7 | 15.8 | 21.4 | 15.0 | 4.1 | 2.2 |
| 40 | N.C..... | 6,345 | 341.4 | 21,735 | 64.02 | 4,602 | 17.5 | 5.5 | 18.2 | 53.8 | 9.3 | 85.7 | 62.3 | 2.9 | 20.0 | 12.0 | 6.3 | 9.0 | 5.3 |
| 41 | S.C..... | 4,459 | 349.2 | 17,737 | 50.66 | 4,346 | 22.9 | 8.3 | 21.2 | 50.4 | 8.8 | 85.0 | 44.0 | 3.2 | 22.9 | 11.9 | 6.6 | 9.0 | 5.4 |
| 42 | Ga..... | 11,000 | 349.6 | 11,897 | 34.13 | 4,306 | 22.1 | 7.9 | 28.0 | 47.6 | 13.6 | 83.2 | 43.7 | 3.3 | 16.2 | 11.1 | 7.1 | 8.2 | 4.5 |
| 43 | Fla..... | 2,728 | 347.7 | 30,310 | 86.89 | 14,722 | 23.6 | 7.9 | 45.4 | 41.2 | 21.8 | 81.0 | 48.4 | 1.4 | 21.2 | 10.0 | 4.0 | 3.7 | 2.2 |
| | E.S.C. | | | | | | | | | | | | | | | | | | |
| 44 | Ky..... | 8,721 | 338.6 | 25,467 | 75.76 | 7,031 | 25.4 | 5.7 | 43.2 | 56.4 | 6.8 | 77.0 | 62.2 | 2.4 | 11.7 | 8.8 | 16.8 | 4.7 | 3.0 |
| 45 | Tenn.... | 7,933 | 338.2 | 20,421 | 60.68 | 5,519 | 24.3 | 6.9 | 36.8 | 56.7 | 7.0 | 81.0 | 60.4 | 2.5 | 13.5 | 9.7 | 16.0 | 5.7 | 4.1 |
| 46 | Ala..... | 7,422 | 345.5 | 12,923 | 37.58 | 3,772 | 17.8 | 6.4 | 36.4 | 37.6 | 11.1 | 80.1 | 41.0 | 3.3 | 15.2 | 11.7 | 10.0 | 6.9 | 3.8 |
| 47 | Miss.... | 7,724 | 346.2 | 14,749 | 42.34 | 3,457 | 17.1 | 6.5 | 46.4 | 43.9 | 7.6 | 76.7 | 43.8 | 4.6 | 22.5 | 12.3 | 9.6 | 10.0 | 5.9 |
| | W.S.C. | | | | | | | | | | | | | | | | | | |
| 48 | Ark..... | 8,579 | 344.8 | 16,480 | 47.89 | 5,593 | 25.7 | 6.0 | 42.8 | 39.2 | 14.7 | 77.2 | 57.4 | 3.4 | 18.8 | 8.1 | 6.5 | 6.7 | 4.2 |
| 49 | La..... | 3,696 | 347.1 | 26,727 | 76.78 | 7,421 | 24.2 | 7.6 | 45.9 | 53.6 | 11.3 | 85.0 | 60.1 | 3.0 | 19.3 | 8.4 | 8.1 | 7.8 | 5.3 |
| 50 | Okla.... | 24,717 | 356.7 | 20,838 | 58.31 | 5,203 | 42.4 | 5.4 | 45.7 | 41.9 | 37.6 | 75.5 | 45.7 | 5.1 | 8.5 | 9.4 | 9.8 | 7.0 | 4.8 |
| 51 | Tex..... | 41,148 | 351.4 | 26,615 | 75.49 | 8,572 | 44.5 | 3.9 | 47.4 | 35.4 | 42.2 | 87.1 | 46.6 | 5.1 | 19.6 | 6.9 | 6.0 | 5.4 | 3.7 |
| | Mt. | | | | | | | | | | | | | | | | | | |
| 52 | Mont.... | 4,810 | 370.8 | 16,037 | 43.06 | 4,880 | 31.9 | 18.2 | 43.8 | 45.1 | 32.5 | 69.9 | 61.2 | 2.8 | 9.2 | 7.0 | 10.3 | 9.3 | 5.3 |
| 53 | Idaho... | 4,122 | 358.2 | 29,804 | 82.69 | 9,100 | 39.4 | 9.4 | 38.1 | 56.9 | 27.1 | 89.8 | 82.7 | 3.0 | 11.2 | 6.1 | 10.7 | 6.1 | 4.7 |
| 54 | Wyo..... | 1,771 | 362.6 | 18,219 | 49.72 | 7,149 | 32.8 | 5.6 | 52.7 | 62.0 | 20.4 | 78.1 | 69.1 | 2.5 | 10.1 | 9.5 | 18.9 | 7.0 | 4.5 |
| 55 | Colo.... | 6,676 | 370.1 | 21,667 | 58.68 | 8,622 | 39.8 | 12.4 | 40.4 | 47.5 | 33.2 | 70.3 | 56.7 | 3.2 | 9.9 | 8.9 | 18.9 | 6.3 | 4.3 |
| 56 | N.Mex... | 2,419 | 365.3 | 22,457 | 61.16 | 7,196 | 40.7 | 5.4 | 48.9 | 29.3 | 39.9 | 64.2 | 35.0 | 4.3 | 20.9 | 4.8 | 7.6 | 6.5 | 4.3 |
| 57 | Ariz.... | 782 | 352.7 | 64,614 | 183.99 | 31,410 | 46.3 | 10.2 | 35.1 | 36.8 | 38.0 | 82.2 | 57.4 | 5.3 | 19.1 | 4.7 | 11.2 | 3.9 | 3.5 |
| 58 | Utah.... | 1,652 | 359.3 | 24,715 | 69.50 | 8,778 | 28.5 | 11.1 | 50.3 | 63.6 | 13.4 | 83.6 | 77.5 | 2.6 | 11.9 | 13.2 | 17.2 | 4.8 | 2.8 |
| 59 | Nev..... | 256 | 342.6 | 33,400 | 98.66 | 7,677 | 27.5 | 8.1 | 43.9 | 57.0 | 19.5 | 76.2 | 68.4 | 4.7 | 16.0 | 10.1 | 9.0 | 8.3 | 4.2 |
| | Pac. | | | | | | | | | | | | | | | | | | |
| 60 | Wash.... | 3,663 | 362.9 | 35,266 | 97.23 | 9,984 | 34.6 | 11.9 | 38.4 | 40.1 | 43.6 | 89.1 | 81.3 | 2.5 | 16.5 | 10.0 | 6.6 | 5.0 | 4.2 |
| 61 | Oreg.... | 3,724 | 355.8 | 35,188 | 98.93 | 9,352 | 29.6 | 7.3 | 45.2 | 39.8 | 40.0 | 83.4 | 76.8 | 2.3 | 16.0 | 12.8 | 6.7 | 5.6 | 4.1 |
| 62 | Calif... | 6,604 | 355.7 | 82,814 | 233.42 | 28,537 | 41.3 | 8.2 | 37.2 | 37.9 | 40.3 | 89.7 | 76.7 | 3.2 | 24.2 | 9.7 | 3.4 | 3.7 | 3.5 |

*Not available.

[1] Data for District of Columbia not included in totals.

## BY DIVISIONS AND STATES: CENSUS OF 1950

See text. Base data in Volume I]

| Percent distribution of total value of farm products sold for farms 260 to 499 acres, by source | | | | | Percent of totals for all farms represented by totals for farms 260 to 499 acres | | | | | | | | | Expenditures for— | | | | | | |
|---|---|---|---|---|---|---|---|---|---|---|---|---|---|---|---|---|---|---|---|---|
| All crops | Field crops | All livestock and products | Dairy products | Other livestock and products (except poultry) | Number of farms | Land owned (acres) | Land rented from others (acres) | Land in farms (acres) | Cropland harvested (acres) | Number of cattle and calves | Number of hogs and pigs | All corn (acres) | Value of all farm products sold | Machine hire | Hired labor | Feed | Purchase of livestock and poultry | Gasoline and other petroleum fuel and oil | Farm machinery repairs | |
| 43.9 | 39.6 | 55.5 | 13.7 | 36.8 | 8.9 | 14.4 | 17.5 | 14.4 | 22.2 | 17.2 | 21.2 | 23.4 | 18.2 | 18.3 | 18.1 | 15.0 | 19.8 | 21.3 | 21.7 | 1 |
| 34.8 | 32.9 | 64.9 | 15.0 | 44.6 | 12.8 | 19.9 | 27.4 | 22.9 | 26.5 | 22.0 | 24.3 | 28.2 | 22.7 | 20.6 | 22.9 | 17.9 | 25.4 | 24.7 | 24.9 | 2 |
| 61.4 | 55.6 | 37.3 | 11.1 | 21.6 | 5.7 | 13.9 | 14.6 | 13.2 | 17.0 | 14.3 | 12.4 | 11.1 | 14.7 | 17.6 | 18.7 | 13.1 | 14.6 | 19.2 | 20.1 | 3 |
| 62.0 | 46.4 | 37.4 | 10.8 | 22.1 | 7.9 | 5.8 | 4.2 | 4.1 | 12.1 | 7.9 | 15.5 | 17.3 | 10.7 | 12.9 | 11.4 | 7.7 | 8.5 | 12.3 | 12.9 | 4 |
| 34.0 | 28.2 | 63.1 | 47.5 | 8.9 | 8.9 | 24.3 | 29.1 | 24.8 | 22.9 | 24.8 | 9.9 | 25.6 | 18.2 | 18.0 | 21.3 | 13.3 | 16.4 | 19.9 | 22.2 | 5 |
| 21.8 | 11.5 | 77.3 | 57.2 | 13.0 | 6.1 | 17.6 | 23.4 | 18.8 | 16.5 | 17.9 | 8.3 | 14.5 | 13.9 | 11.4 | 16.9 | 11.6 | 12.5 | 14.9 | 16.3 | 6 |
| 39.1 | 36.8 | 60.6 | 14.9 | 42.0 | 8.2 | 16.3 | 29.1 | 21.6 | 22.6 | 18.3 | 22.4 | 24.1 | 20.8 | 15.7 | 23.4 | 16.1 | 24.4 | 21.4 | 21.8 | 7 |
| 34.1 | 33.8 | 65.8 | 7.6 | 52.4 | 19.5 | 21.5 | 27.0 | 23.8 | 29.2 | 24.7 | 26.4 | 31.5 | 26.8 | 25.6 | 26.8 | 24.1 | 28.0 | 28.9 | 28.7 | 8 |
| 48.1 | 31.5 | 48.7 | 19.7 | 19.3 | 4.2 | 14.6 | 12.8 | 13.5 | 11.9 | 14.5 | 11.3 | 10.4 | 11.1 | 11.2 | 16.1 | 11.4 | 13.7 | 15.4 | 17.2 | 9 |
| 43.2 | 40.8 | 54.8 | 13.5 | 39.0 | 3.5 | 13.9 | 13.4 | 13.6 | 10.2 | 13.6 | 11.7 | 9.4 | 11.1 | 10.2 | 16.4 | 12.2 | 17.2 | 16.7 | 16.4 | 10 |
| 72.3 | 70.2 | 27.5 | 6.7 | 17.7 | 10.0 | 13.4 | 15.4 | 13.0 | 22.8 | 14.6 | 14.9 | 14.8 | 19.0 | 23.2 | 21.0 | 15.4 | 13.8 | 22.7 | 22.9 | 11 |
| 53.7 | 50.7 | 46.1 | 7.2 | 35.5 | 11.5 | 5.0 | 3.5 | 3.3 | 12.3 | 7.6 | 15.7 | 17.9 | 11.3 | 13.3 | 11.3 | 8.9 | 11.1 | 13.0 | 13.6 | 12 |
| 68.2 | 43.2 | 31.0 | 13.5 | 12.2 | 5.2 | 8.1 | 6.4 | 6.8 | 11.8 | 8.3 | 15.3 | 12.3 | 10.3 | 12.7 | 11.4 | 7.2 | 5.5 | 11.6 | 12.4 | 13 |
| 63.7 | 56.6 | 32.1 | 18.6 | 5.3 | 9.2 | 22.4 | 25.6 | 22.5 | 20.8 | 20.8 | 12.8 | 26.2 | 21.9 | 21.7 | 26.3 | 13.3 | 15.7 | 23.6 | 24.7 | 14 |
| 16.8 | 3.9 | 79.9 | 57.1 | 11.1 | 9.1 | 24.7 | 23.8 | 24.7 | 21.5 | 27.5 | 21.1 | 28.5 | 17.6 | 15.4 | 22.9 | 12.6 | 13.4 | 25.3 | 22.4 | 15 |
| 6.8 | 4.4 | 89.0 | 74.8 | 11.1 | 18.2 | 32.3 | 38.6 | 33.2 | 31.5 | 32.9 | 22.7 | 35.3 | 31.9 | 29.6 | 35.1 | 29.7 | 25.4 | 32.9 | 30.9 | 16 |
| 28.9 | 22.9 | 70.6 | 50.3 | 10.4 | 4.0 | 18.0 | 22.6 | 18.5 | 15.7 | 18.1 | 6.5 | 19.8 | 11.2 | 9.1 | 15.2 | 8.6 | 11.9 | 10.5 | 16.6 | 17 |
| 52.0 | 51.7 | 48.0 | 33.5 | 12.7 | 4.9 | 18.9 | 23.8 | 21.0 | 16.8 | 10.4 | 2.4 | 11.0 | 10.6 | 5.7 | 15.6 | 4.6 | 9.7 | 9.9 | 18.4 | 18 |
| 42.7 | 36.1 | 57.1 | 43.5 | 8.4 | 4.3 | 15.9 | 24.6 | 17.6 | 16.9 | 17.4 | 5.8 | 17.1 | 13.4 | 14.2 | 16.8 | 8.4 | 18.0 | 13.6 | 17.5 | 19 |
| 18.3 | 9.7 | 80.9 | 64.4 | 11.6 | 9.1 | 22.0 | 30.1 | 23.4 | 21.6 | 22.8 | 14.3 | 22.0 | 18.9 | 15.6 | 20.4 | 17.6 | 17.6 | 19.8 | 21.3 | 20 |
| 33.5 | 18.5 | 66.4 | 50.0 | 11.6 | 2.8 | 10.8 | 20.8 | 13.8 | 12.5 | 15.8 | 2.1 | 13.0 | 7.2 | 10.0 | 10.4 | 4.3 | 11.2 | 8.0 | 10.9 | 21 |
| 25.8 | 13.2 | 73.1 | 44.7 | 16.0 | 4.1 | 13.3 | 16.9 | 14.1 | 11.8 | 12.1 | 8.6 | 11.0 | 10.9 | 8.0 | 15.9 | 8.5 | 9.0 | 11.8 | 12.6 | 22 |
| 37.3 | 34.5 | 62.3 | 16.4 | 40.5 | 5.2 | 12.2 | 22.6 | 16.3 | 16.9 | 14.2 | 16.3 | 17.0 | 15.1 | 10.4 | 18.6 | 11.6 | 17.0 | 16.2 | 16.8 | 23 |
| 37.8 | 36.2 | 62.0 | 9.4 | 48.0 | 7.7 | 15.0 | 29.7 | 21.9 | 23.8 | 19.2 | 22.0 | 24.1 | 21.5 | 15.9 | 26.5 | 16.8 | 23.2 | 23.2 | 23.2 | 24 |
| 47.7 | 46.5 | 52.3 | 5.8 | 43.9 | 14.1 | 22.1 | 34.5 | 29.9 | 31.0 | 27.1 | 27.9 | 30.4 | 29.3 | 23.2 | 31.5 | 24.7 | 30.8 | 29.7 | 30.4 | 25 |
| 37.7 | 29.4 | 61.5 | 31.5 | 26.5 | 5.7 | 14.1 | 24.3 | 16.8 | 15.4 | 15.3 | 16.0 | 15.8 | 14.8 | 10.7 | 18.6 | 9.8 | 18.4 | 15.3 | 16.4 | 26 |
| 10.9 | 8.1 | 88.0 | 45.6 | 37.3 | 7.8 | 17.3 | 22.3 | 18.6 | 15.8 | 14.4 | 18.1 | 16.8 | 13.6 | 12.8 | 18.5 | 12.3 | 16.2 | 14.6 | 14.2 | 27 |
| 35.8 | 35.1 | 64.0 | 14.3 | 40.6 | 16.5 | 27.1 | 35.8 | 30.4 | 31.4 | 25.1 | 25.1 | 30.0 | 26.4 | 23.5 | 28.8 | 21.7 | 28.4 | 29.0 | 28.0 | 28 |
| 22.4 | 22.0 | 77.6 | 4.8 | 68.5 | 13.9 | 23.2 | 30.0 | 27.2 | 27.0 | 25.9 | 22.8 | 26.8 | 25.8 | 21.4 | 33.1 | 23.6 | 32.2 | 25.6 | 26.0 | 29 |
| 25.8 | 25.4 | 73.8 | 8.9 | 58.8 | 12.0 | 23.5 | 31.9 | 26.7 | 28.1 | 24.8 | 26.9 | 28.0 | 24.5 | 23.5 | 24.0 | 21.1 | 26.0 | 28.0 | 28.6 | 30 |
| 67.0 | 66.8 | 33.0 | 8.0 | 22.0 | 35.7 | 22.3 | 21.2 | 21.8 | 26.4 | 23.9 | 31.4 | 27.9 | 27.2 | 35.0 | 21.2 | 27.7 | 21.4 | 27.4 | 26.3 | 31 |
| 32.0 | 32.0 | 67.9 | 6.4 | 54.9 | 33.1 | 17.2 | 21.0 | 18.1 | 31.0 | 23.2 | 39.0 | 40.1 | 31.0 | 32.5 | 27.0 | 28.6 | 27.3 | 33.5 | 33.5 | 32 |
| 36.4 | 36.3 | 63.6 | 4.8 | 53.6 | 25.1 | 16.1 | 26.9 | 20.2 | 29.8 | 21.6 | 32.1 | 35.9 | 28.7 | 27.9 | 24.5 | 27.5 | 27.9 | 30.8 | 30.6 | 33 |
| 44.5 | 44.4 | 55.5 | 7.4 | 42.3 | 25.8 | 22.6 | 27.8 | 25.5 | 30.7 | 27.2 | 32.8 | 35.7 | 27.0 | 25.9 | 22.7 | 27.0 | 22.2 | 31.0 | 30.1 | 34 |
| 23.7 | 14.3 | 75.3 | 21.5 | 6.4 | 6.9 | 18.1 | 26.9 | 20.5 | 21.5 | 22.9 | 16.6 | 19.6 | 10.5 | 13.3 | 14.2 | 7.5 | 8.6 | 20.7 | 20.5 | 35 |
| 34.6 | 22.6 | 64.9 | 33.9 | 14.6 | 6.7 | 17.1 | 27.0 | 20.1 | 20.6 | 18.9 | 17.0 | 19.8 | 17.1 | 17.8 | 19.9 | 13.1 | 15.4 | 18.5 | 20.7 | 36 |
| (*) | (*) | (*) | (*) | (*) | 7.1 | (*) | (*) | 54.5 | (*) | (*) | (*) | (*) | (*) | (*) | (*) | (*) | (*) | (*) | (*) | |
| 32.4 | 26.5 | 65.0 | 23.6 | 31.8 | 5.6 | 18.7 | 20.6 | 18.8 | 17.4 | 20.2 | 14.7 | 15.5 | 16.4 | 16.9 | 21.9 | 14.1 | 18.0 | 20.2 | 21.7 | 38 |
| 15.2 | 5.6 | 82.4 | 19.0 | 43.3 | 4.9 | 16.0 | 19.8 | 16.7 | 15.3 | 16.9 | 11.3 | 12.2 | 18.3 | 19.1 | 22.4 | 13.7 | 19.0 | 21.6 | 20.4 | 39 |
| 60.2 | 54.1 | 35.8 | 17.1 | 13.5 | 2.2 | 12.4 | 8.7 | 11.2 | 6.5 | 10.7 | 5.8 | 5.3 | 5.0 | 6.4 | 11.6 | 7.7 | 9.0 | 9.9 | 13.5 | 40 |
| 57.1 | 46.8 | 38.7 | 14.8 | 16.6 | 3.2 | 15.0 | 10.6 | 13.1 | 9.0 | 13.9 | 9.5 | 7.8 | 8.4 | 9.1 | 15.1 | 12.6 | 13.2 | 14.2 | 16.8 | 41 |
| 57.4 | 50.3 | 35.0 | 11.3 | 17.5 | 5.6 | 15.9 | 14.7 | 14.9 | 11.9 | 15.6 | 13.3 | 11.1 | 12.1 | 12.1 | 17.4 | 10.5 | 13.1 | 18.3 | 18.5 | 42 |
| 73.3 | 13.9 | 25.7 | 17.5 | 7.4 | 4.8 | 7.9 | 4.5 | 5.7 | 13.0 | 6.7 | 11.6 | 14.0 | 11.8 | 9.3 | 13.0 | 12.5 | 8.6 | 13.8 | 12.5 | 43 |
| 37.8 | 36.7 | 61.4 | 9.8 | 49.9 | 4.0 | 13.8 | 18.1 | 15.1 | 14.6 | 15.2 | 15.2 | 13.3 | 14.0 | 14.8 | 19.3 | 12.6 | 19.2 | 19.0 | 19.3 | 44 |
| 38.0 | 34.8 | 60.3 | 16.9 | 41.2 | 3.4 | 14.3 | 13.9 | 14.4 | 11.6 | 14.0 | 12.1 | 10.5 | 12.4 | 11.3 | 18.9 | 11.9 | 19.4 | 17.0 | 18.4 | 45 |
| 51.6 | 46.3 | 44.1 | 14.4 | 25.7 | 3.5 | 12.9 | 11.8 | 12.3 | 7.9 | 12.6 | 9.6 | 7.6 | 9.6 | 9.3 | 15.1 | 11.9 | 12.4 | 15.2 | 14.2 | 46 |
| 55.8 | 54.3 | 41.0 | 15.8 | 23.5 | 3.1 | 14.8 | 11.3 | 12.8 | 7.4 | 12.3 | 7.3 | 6.3 | 7.5 | 7.3 | 13.0 | 12.1 | 12.8 | 15.4 | 13.7 | 47 |
| 73.8 | 70.7 | 25.2 | 5.6 | 15.9 | 4.7 | 15.8 | 16.1 | 15.7 | 12.8 | 14.7 | 10.0 | 9.7 | 11.8 | 12.0 | 13.9 | 8.7 | 13.2 | 15.8 | 16.4 | 48 |
| 72.1 | 69.2 | 27.0 | 11.4 | 14.9 | 3.0 | 12.9 | 12.4 | 11.5 | 9.9 | 10.9 | 4.8 | 5.3 | 10.5 | 12.4 | 12.8 | 9.8 | 13.6 | 15.6 | 15.2 | 49 |
| 61.6 | 60.5 | 38.4 | 8.5 | 26.4 | 17.4 | 21.7 | 28.4 | 24.6 | 31.4 | 23.0 | 22.3 | 22.5 | 26.9 | 30.3 | 25.4 | 21.7 | 19.6 | 32.1 | 31.0 | 50 |
| 76.0 | 73.8 | 23.9 | 5.9 | 15.1 | 12.4 | 10.8 | 11.9 | 9.9 | 22.7 | 12.4 | 18.4 | 16.9 | 19.7 | 24.0 | 23.0 | 15.9 | 11.9 | 22.3 | 22.7 | 51 |
| 46.7 | 45.6 | 53.0 | 9.8 | 41.0 | 13.7 | 3.9 | 2.6 | 3.0 | 7.5 | 6.0 | 16.5 | 6.0 | 8.2 | 10.9 | 7.3 | 8.1 | 8.4 | 9.8 | 8.7 | 52 |
| 59.1 | 57.7 | 40.4 | 7.7 | 30.6 | 10.2 | 12.2 | 10.4 | 11.1 | 15.9 | 12.4 | 15.1 | 8.8 | 13.2 | 13.2 | 13.0 | 9.1 | 12.9 | 15.0 | 15.4 | 53 |
| 40.2 | 39.8 | 59.7 | 6.4 | 49.5 | 14.0 | 2.6 | 2.1 | 1.9 | 11.1 | 6.2 | 15.1 | 14.5 | 10.0 | 12.3 | 7.8 | 7.3 | 10.2 | 13.3 | 13.8 | 54 |
| 46.7 | 44.6 | 53.3 | 6.0 | 43.8 | 14.7 | 7.1 | 7.6 | 6.5 | 14.3 | 9.9 | 18.4 | 22.4 | 13.4 | 13.6 | 13.2 | 11.6 | 12.9 | 15.4 | 16.0 | 55 |
| 76.4 | 75.2 | 23.5 | 6.1 | 15.5 | 10.3 | 3.3 | 2.2 | 1.9 | 18.7 | 3.4 | 15.8 | 13.9 | 10.5 | 16.2 | 14.9 | 5.9 | 4.8 | 13.5 | 15.1 | 56 |
| 74.2 | 63.9 | 25.8 | 4.3 | 21.3 | 7.5 | 3.0 | 0.8 | 0.7 | 14.2 | 6.5 | 8.0 | 6.5 | 11.4 | 15.2 | 11.4 | 10.8 | 14.3 | 13.1 | 16.9 | 57 |
| 33.1 | 26.8 | 66.9 | 12.4 | 39.1 | 6.8 | 7.8 | 4.4 | 5.5 | 12.9 | 12.1 | 11.0 | 13.0 | 10.5 | 9.8 | 10.6 | 7.1 | 12.5 | 11.3 | 12.1 | 58 |
| 39.3 | 38.1 | 60.7 | 16.8 | 41.7 | 8.2 | 2.1 | 1.5 | 1.3 | 5.9 | 4.0 | 8.5 | 8.1 | 5.7 | 11.6 | 5.4 | 5.0 | 4.0 | 9.3 | 8.3 | 59 |
| 60.1 | 44.8 | 38.0 | 15.3 | 19.1 | 5.2 | 9.4 | 6.1 | 7.5 | 10.8 | 10.3 | 13.5 | 7.6 | 9.7 | 12.7 | 9.7 | 6.7 | 10.4 | 10.7 | 10.5 | 60 |
| 53.5 | 41.5 | 43.2 | 13.7 | 21.3 | 6.2 | 7.0 | 6.5 | 6.5 | 12.2 | 8.0 | 13.0 | 16.6 | 11.4 | 11.7 | 11.9 | 9.6 | 10.5 | 13.1 | 13.0 | 61 |
| 72.5 | 43.5 | 27.3 | 13.1 | 9.1 | 4.8 | 8.3 | 6.5 | 6.5 | 12.2 | 7.8 | 16.5 | 12.0 | 10.3 | 12.8 | 11.6 | 6.9 | 4.0 | 11.5 | 12.8 | 62 |

## Table 54.—FARMS OF 500 TO 999 ACRES—SELECTED CHARACTERISTICS.

[Data are based on reports for only a sample of farms.

| | Region, division, and State | Number of farms 500 to 999 acres | Average for farms 500 to 999 acres | | | | Percent of land in farms 500 to 999 acres represented by— | | | Percent of farms 500 to 999 acres reporting— | | | | Percent of total value of farm products sold for farms 500 to 999 acres represented by expenditures for— | | | | | |
|---|---|---|---|---|---|---|---|---|---|---|---|---|---|---|---|---|---|---|---|
| | | | Total land per farm (acres) | Value of land and buildings (dollars) | | Farm products sold per farm (dollars) | Cropland harvested | Cropland not harvested and not pastured | Land pastured | Tractor | | Electricity | Electric washing machine | Machine hire | Hired labor | Feed | Purchase of livestock and poultry | Gasoline and other petroleum fuel and oil | Farm machinery repairs |
| | | | | Per farm | Per acre | | | | | With horses and/or mules | Without horses or mules | | | | | | | | |
| 1 | U.S..... | 183,913 | 685.0 | 39,422 | 57.53 | 12,494 | 38.6 | 9.3 | 39.5 | 58.9 | 26.0 | 79.5 | 62.5 | 2.8 | 14.5 | 8.9 | 12.2 | 6.2 | 4.5 |
| 2 | The North.. | 91,504 | 679.3 | 37,078 | 54.48 | 11,974 | 48.0 | 10.6 | 32.2 | 64.0 | 28.1 | 78.2 | 68.8 | 2.1 | 10.1 | 10.0 | 14.8 | 6.8 | 4.8 |
| 3 | The South.. | 61,375 | 678.7 | 40,093 | 59.34 | 11,868 | 28.9 | 4.9 | 45.6 | 55.0 | 20.5 | 83.5 | 52.0 | 3.7 | 19.5 | 8.3 | 10.2 | 6.1 | 4.4 |
| 4 | The West... | 31,034 | 714.3 | 45,134 | 62.98 | 15,258 | 30.2 | 13.7 | 48.4 | 51.6 | 30.8 | 75.5 | 64.5 | 2.9 | 17.2 | 7.4 | 9.3 | 5.0 | 4.1 |
| | Geo. Div. | | | | | | | | | | | | | | | | | | |
| 5 | N.E..... | 2,347 | 637.7 | 32,522 | 51.18 | 19,091 | 16.5 | 3.4 | 31.6 | 45.0 | 28.3 | 93.4 | 83.1 | 0.7 | 29.4 | 20.2 | 4.5 | 3.9 | 2.8 |
| 6 | M.A..... | 3,219 | 633.3 | 38,915 | 62.04 | 22,313 | 29.4 | 5.9 | 34.2 | 59.5 | 32.2 | 96.9 | 88.8 | 1.0 | 25.3 | 20.1 | 8.6 | 4.2 | 3.7 |
| 7 | E.N.C... | 10,240 | 630.8 | 73,028 | 115.76 | 22,503 | 50.6 | 4.2 | 29.2 | 53.7 | 40.1 | 95.0 | 87.9 | 1.4 | 12.6 | 10.6 | 16.9 | 5.3 | 4.1 |
| 8 | W.N.C... | 75,698 | 689.1 | 32,523 | 47.10 | 9,896 | 49.3 | 11.8 | 32.5 | 66.2 | 26.3 | 74.6 | 64.9 | 2.5 | 6.8 | 8.3 | 15.4 | 7.7 | 5.2 |
| 9 | S.A..... | 15,039 | 669.3 | 34,823 | 52.45 | 11,741 | 18.5 | 5.4 | 31.7 | 57.4 | 13.7 | 85.6 | 55.0 | 1.9 | 22.5 | 12.3 | 10.4 | 5.9 | 4.1 |
| 10 | E.S.C... | 10,560 | 671.3 | 35,845 | 53.85 | 9,774 | 19.4 | 5.2 | 41.3 | 61.4 | 6.8 | 80.4 | 49.0 | 3.3 | 22.3 | 9.1 | 15.5 | 7.2 | 5.2 |
| 11 | W.S.C... | 35,776 | 684.8 | 43,294 | 63.39 | 12,516 | 36.0 | 4.5 | 52.5 | 52.1 | 27.4 | 83.5 | 51.7 | 4.4 | 17.7 | 6.6 | 8.9 | 5.9 | 4.3 |
| 12 | Mt..... | 20,739 | 720.1 | 28,331 | 39.12 | 9,559 | 29.4 | 14.3 | 50.1 | 52.8 | 29.7 | 70.7 | 58.3 | 3.4 | 12.0 | 6.3 | 10.2 | 6.8 | 4.5 |
| 13 | Pac..... | 10,295 | 702.5 | 80,872 | 115.42 | 26,714 | 31.9 | 12.4 | 45.0 | 49.1 | 32.9 | 85.2 | 76.9 | 2.5 | 21.0 | 8.2 | 8.6 | 3.8 | 3.9 |
| | N.E. | | | | | | | | | | | | | | | | | | |
| 14 | Maine... | 719 | 631.3 | 22,559 | 36.16 | 14,985 | 15.4 | 5.7 | 15.7 | 31.0 | 37.0 | 88.7 | 80.4 | 0.7 | 29.0 | 10.8 | 3.1 | 4.8 | 3.8 |
| 15 | N.H..... | 381 | 664.3 | 25,632 | 38.50 | 13,223 | 11.3 | 1.3 | 34.3 | 42.3 | 22.6 | 96.1 | 81.4 | 0.8 | 25.3 | 29.7 | 3.2 | 3.7 | 2.5 |
| 16 | Vt..... | 862 | 637.0 | 24,500 | 38.35 | 12,054 | 18.4 | 1.3 | 44.0 | 57.9 | 18.3 | 94.8 | 88.2 | 0.8 | 19.8 | 29.5 | 8.1 | 4.2 | 3.2 |
| 17 | Mass.... | 184 | 609.8 | 40,605 | 67.40 | 28,847 | 17.2 | 8.1 | 29.6 | 48.4 | 26.1 | 94.0 | 84.8 | 0.9 | 32.8 | 25.9 | 6.0 | 2.8 | 2.2 |
| 18 | R.I.... | 17 | 684.7 | 105,594 | 151.93 | 27,473 | 28.5 | 3.0 | 17.3 | ..... | 100.0 | 100.0 | 64.7 | 0.1 | 40.3 | 12.9 | 12.1 | 4.2 | 3.4 |
| 19 | Conn.... | 184 | 633.9 | 119,922 | 189.68 | 68,639 | 21.5 | 3.8 | 32.2 | 46.2 | 48.9 | 98.9 | 73.9 | 0.4 | 37.2 | 14.8 | 2.4 | 3.4 | 2.0 |
| | M.A. | | | | | | | | | | | | | | | | | | |
| 20 | N.Y..... | 2,018 | 630.1 | 35,149 | 56.32 | 21,429 | 29.4 | 5.8 | 38.9 | 67.0 | 25.4 | 97.6 | 89.0 | 1.0 | 24.1 | 21.1 | 8.0 | 4.1 | 3.5 |
| 21 | N.J..... | 155 | 611.8 | 76,128 | 128.01 | 59,319 | 47.9 | 5.9 | 15.6 | 40.0 | 54.2 | 90.3 | 83.2 | 0.5 | 29.6 | 18.4 | 6.1 | 2.8 | 2.8 |
| 22 | Pa..... | 1,046 | 642.7 | 41,621 | 65.27 | 18,485 | 27.0 | 6.0 | 27.7 | 47.7 | 42.1 | 96.6 | 89.1 | 1.3 | 25.8 | 19.1 | 11.2 | 5.2 | 4.5 |
| | E.N.C. | | | | | | | | | | | | | | | | | | |
| 23 | Ohio.... | 1,558 | 634.3 | 68,118 | 107.27 | 20,962 | 47.8 | 4.0 | 32.1 | 48.2 | 45.1 | 98.7 | 89.6 | 1.4 | 14.8 | 12.6 | 14.7 | 5.5 | 4.2 |
| 24 | Ind..... | 1,822 | 632.7 | 76,962 | 122.28 | 25,226 | 56.9 | 4.0 | 24.9 | 44.1 | 49.6 | 94.9 | 85.9 | 1.5 | 11.7 | 10.5 | 19.1 | 5.3 | 4.1 |
| 25 | Ill..... | 3,997 | 625.6 | 97,959 | 156.22 | 27,186 | 61.5 | 3.5 | 24.3 | 57.2 | 39.0 | 94.1 | 88.6 | 1.4 | 8.9 | 9.2 | 19.2 | 5.0 | 4.0 |
| 26 | Mich.... | 1,232 | 628.2 | 39,358 | 62.15 | 15,145 | 34.1 | 5.4 | 35.5 | 47.7 | 44.4 | 94.9 | 87.7 | 1.3 | 22.1 | 11.2 | 11.2 | 5.7 | 4.3 |
| 27 | Wis..... | 1,631 | 640.4 | 36,030 | 56.62 | 14,980 | 32.3 | 5.2 | 38.5 | 65.6 | 24.3 | 93.6 | 87.1 | 1.8 | 20.1 | 13.2 | 10.2 | 5.7 | 4.2 |
| | W.N.C. | | | | | | | | | | | | | | | | | | |
| 28 | Minn.... | 4,557 | 645.7 | 35,660 | 55.61 | 13,914 | 59.0 | 8.0 | 17.3 | 61.8 | 32.9 | 88.3 | 83.9 | 1.7 | 10.4 | 9.0 | 10.4 | 7.6 | 4.7 |
| 29 | Iowa.... | 2,845 | 620.2 | 76,687 | 124.00 | 26,431 | 56.2 | 1.5 | 33.6 | 64.7 | 28.8 | 94.2 | 87.7 | 1.5 | 6.8 | 13.5 | 28.5 | 4.0 | 3.0 |
| 30 | Mo..... | 6,311 | 648.2 | 35,068 | 54.34 | 12,800 | 31.9 | 3.8 | 49.1 | 65.7 | 13.5 | 75.2 | 63.2 | 2.4 | 8.8 | 12.8 | 24.2 | 4.4 | 3.3 |
| 31 | N.Dak... | 22,138 | 711.9 | 20,629 | 29.07 | 7,023 | 52.8 | 17.0 | 24.3 | 71.7 | 24.4 | 72.3 | 64.6 | 2.6 | 7.3 | 3.1 | 4.5 | 11.8 | 7.0 |
| 32 | S.Dak... | 11,781 | 698.7 | 23,051 | 32.47 | 7,783 | 55.9 | 5.1 | 34.5 | 68.8 | 23.1 | 68.8 | 57.9 | 2.7 | 6.1 | 6.9 | 11.4 | 9.4 | 6.3 |
| 33 | Nebr.... | 10,580 | 690.0 | 35,427 | 51.26 | 10,367 | 42.9 | 11.5 | 41.9 | 68.0 | 23.1 | 71.4 | 58.5 | 2.6 | 5.1 | 10.4 | 17.9 | 6.7 | 4.4 |
| 34 | Kans.... | 17,486 | 690.7 | 44,305 | 64.09 | 9,892 | 46.6 | 15.1 | 34.2 | 57.9 | 35.5 | 76.4 | 65.7 | 3.1 | 5.5 | 7.6 | 17.7 | 6.9 | 5.5 |
| | S.A. | | | | | | | | | | | | | | | | | | |
| 35 | Del..... | 115 | 690.9 | 55,739 | 79.91 | 48,650 | 34.3 | 9.3 | 13.4 | 68.7 | 29.6 | 91.3 | 72.2 | 0.5 | 12.1 | 35.5 | 11.0 | 3.2 | 2.1 |
| 36 | Md..... | 663 | 656.4 | 57,730 | 88.83 | 22,311 | 32.5 | 6.2 | 19.5 | 67.4 | 24.0 | 94.1 | 82.7 | 1.2 | 26.4 | 19.5 | 11.4 | 5.4 | 4.2 |
| 37 | D.C..... | ..... | ..... | ..... | ..... | ..... | ..... | ..... | ..... | ..... | ..... | ..... | ..... | ..... | ..... | ..... | ..... | ..... | ..... |
| 38 | Va..... | 2,848 | 666.6 | 43,129 | 65.50 | 13,402 | 18.2 | 3.3 | 36.2 | 61.6 | 13.0 | 92.8 | 70.0 | 1.5 | 22.5 | 11.8 | 17.3 | 4.6 | 3.7 |
| 39 | W.Va.... | 1,181 | 642.5 | 24,416 | 38.01 | 7,738 | 11.7 | 2.9 | 54.2 | 46.5 | 7.6 | 80.8 | 67.0 | 1.1 | 18.3 | 19.0 | 22.3 | 3.7 | 2.4 |
| 40 | N.C..... | 1,934 | 658.2 | 39,049 | 59.04 | 7,158 | 14.6 | 4.7 | 15.2 | 60.1 | 10.5 | 83.3 | 54.6 | 3.5 | 26.7 | 11.6 | 7.4 | 9.4 | 6.2 |
| 41 | S.C..... | 2,109 | 683.1 | 33,486 | 50.46 | 8,387 | 20.9 | 6.8 | 21.3 | 55.4 | 12.8 | 83.0 | 45.2 | 2.8 | 27.8 | 11.8 | 7.3 | 9.6 | 6.2 |
| 42 | Ga..... | 4,677 | 673.8 | 21,389 | 31.92 | 7,012 | 18.9 | 6.5 | 31.1 | 58.7 | 13.0 | 84.4 | 43.5 | 2.9 | 21.8 | 8.4 | 8.1 | 9.1 | 5.6 |
| 43 | Fla..... | 1,512 | 680.5 | 51,547 | 75.79 | 28,328 | 17.3 | 6.2 | 50.4 | 47.6 | 21.5 | 82.1 | 53.8 | 1.1 | 20.5 | 9.0 | 5.1 | 3.0 | 2.4 |
| | E.S.C. | | | | | | | | | | | | | | | | | | |
| 44 | Ky..... | 1,933 | 646.5 | 53,293 | 82.89 | 15,372 | 24.4 | 4.3 | 42.5 | 69.3 | 3.9 | 78.9 | 59.4 | 1.6 | 15.7 | 11.5 | 20.3 | 4.6 | 3.3 |
| 45 | Tenn.... | 1,886 | 659.7 | 37,591 | 57.22 | 10,471 | 21.6 | 5.0 | 33.5 | 70.6 | 5.8 | 80.6 | 59.8 | 2.3 | 17.6 | 8.1 | 17.3 | 6.1 | 4.8 |
| 46 | Ala..... | 3,326 | 676.2 | 25,323 | 37.89 | 6,363 | 13.6 | 4.9 | 42.8 | 50.8 | 8.8 | 81.1 | 41.5 | 3.2 | 21.8 | 11.6 | 15.3 | 7.4 | 4.9 |
| 47 | Miss.... | 3,415 | 686.9 | 34,746 | 51.00 | 9,426 | 21.2 | 6.1 | 43.5 | 62.1 | 6.9 | 80.5 | 44.4 | 5.7 | 31.8 | 6.0 | 10.0 | 10.2 | 7.6 |
| | W.S.C. | | | | | | | | | | | | | | | | | | |
| 48 | Ark..... | 3,190 | 671.6 | 36,434 | 54.74 | 13,924 | 30.0 | 6.9 | 36.9 | 55.1 | 16.8 | 81.0 | 63.7 | 3.2 | 24.7 | 4.5 | 4.8 | 9.0 | 5.5 |
| 49 | La..... | 1,884 | 680.1 | 51,344 | 76.16 | 15,423 | 25.1 | 6.3 | 47.1 | 63.3 | 10.4 | 88.2 | 65.1 | 2.3 | 23.6 | 7.2 | 8.4 | 7.7 | 6.2 |
| 50 | Okla.... | 9,303 | 681.9 | 36,177 | 53.41 | 9,360 | 39.0 | 5.4 | 50.7 | 56.1 | 29.7 | 79.3 | 49.3 | 4.6 | 9.3 | 9.2 | 14.4 | 6.4 | 4.9 |
| 51 | Tex..... | 21,399 | 688.3 | 46,888 | 68.08 | 13,446 | 36.5 | 3.6 | 56.0 | 48.9 | 29.4 | 85.3 | 49.7 | 4.8 | 18.7 | 6.1 | 7.9 | 5.2 | 3.8 |
| | Mt. | | | | | | | | | | | | | | | | | | |
| 52 | Mont.... | 6,171 | 732.3 | 20,585 | 27.95 | 5,675 | 28.1 | 20.4 | 46.7 | 50.6 | 35.1 | 69.7 | 59.0 | 2.6 | 8.2 | 5.8 | 7.2 | 10.6 | 6.5 |
| 53 | Idaho... | 2,584 | 696.3 | 42,440 | 61.28 | 11,103 | 34.2 | 12.5 | 41.9 | 65.5 | 23.6 | 85.5 | 79.3 | 2.2 | 10.4 | 5.0 | 9.2 | 6.2 | 5.1 |
| 54 | Wyo..... | 1,626 | 729.6 | 22,309 | 30.57 | 7,974 | 22.1 | 7.6 | 65.8 | 63.3 | 14.5 | 65.1 | 53.4 | 3.0 | 10.3 | 7.3 | 12.0 | 6.6 | 4.3 |
| 55 | Colo.... | 6,246 | 722.1 | 26,537 | 36.30 | 9,384 | 31.6 | 15.2 | 48.5 | 52.0 | 32.9 | 69.0 | 56.3 | 3.5 | 8.7 | 7.1 | 13.3 | 6.9 | 4.3 |
| 56 | N.Mex... | 2,254 | 715.5 | 25,023 | 34.87 | 8,167 | 28.2 | 5.3 | 62.2 | 37.4 | 30.3 | 60.8 | 35.0 | 3.6 | 16.4 | 6.5 | 10.3 | 6.6 | 4.5 |
| 57 | Ariz.... | 568 | 696.2 | 88,465 | 127.90 | 52,288 | 41.6 | 7.4 | 39.5 | 37.5 | 40.0 | 78.7 | 65.1 | 5.4 | 22.6 | 2.9 | 4.8 | 3.4 | 2.8 |
| 58 | Utah.... | 1,051 | 713.3 | 32,521 | 45.30 | 10,831 | 21.9 | 12.3 | 52.7 | 59.8 | 17.3 | 74.7 | 67.8 | 2.7 | 10.5 | 13.4 | 13.6 | 5.1 | 2.7 |
| 59 | Nev..... | 239 | 677.6 | 46,660 | 68.97 | 14,618 | 23.4 | 4.6 | 55.0 | 78.2 | 2.5 | 75.3 | 64.0 | 3.2 | 16.8 | 11.5 | 23.8 | 5.7 | 3.0 |
| | Pac. | | | | | | | | | | | | | | | | | | |
| 60 | Wash.... | 3,056 | 714.7 | 63,247 | 88.09 | 13,310 | 34.9 | 21.8 | 34.1 | 46.8 | 41.2 | 87.4 | 81.4 | 1.6 | 17.0 | 5.5 | 4.1 | 5.3 | 5.8 |
| 61 | Oreg.... | 2,386 | 689.6 | 43,381 | 63.08 | 10,738 | 22.1 | 10.1 | 54.4 | 55.2 | 24.2 | 80.4 | 75.1 | 2.3 | 14.3 | 7.9 | 7.3 | 5.2 | 4.3 |
| 62 | Calif... | 4,853 | 701.2 | 110,841 | 159.18 | 43,175 | 34.8 | 7.5 | 47.5 | 47.6 | 31.9 | 86.3 | 74.9 | 2.8 | 22.6 | 8.7 | 9.7 | 3.3 | 3.4 |

*** Not available; separate inquiry not on questionnaire for all States. See text. [1] Winter wheat only. Spring wheat not tabulated by size of farm. [2] Not tabulated by size of farm.

## BY DIVISIONS AND STATES: CENSUS OF 1950

See text. Base figures in Volume I]

| Percent distribution of total value of farm products sold for farms 500 to 999 acres, by source | | | | Percent of totals for all farms represented by totals for farms 500 to 999 acres | | | | | | | | | | | | | | |
|---|---|---|---|---|---|---|---|---|---|---|---|---|---|---|---|---|---|---|
| | | | | | | | | | | | | | Expenditures for— | | | | | |
| All crops | Field crops | All livestock and products | Livestock and products other than dairy and poultry | Number of farms | Land owned (acres) | Land rented from others (acres) | Land in farms (acres) | Cropland harvested (acres) | Number of cattle and calves | Wheat threshed (acres) | Hay cut (acres) | Value of all farm products sold | Machine hire | Hired labor | Feed | Purchase of livestock and poultry | Gasoline and other petroleum fuel and oil | Farm machinery repairs | |
| 53.1 | 46.5 | 46.2 | 33.9 | 3.4 | 11.2 | 12.6 | 10.9 | 14.1 | 10.3 | 24.9 | 11.6 | 10.2 | 10.2 | 13.6 | 6.7 | 11.6 | 12.4 | 13.2 | 1 |
| 42.6 | 39.5 | 57.1 | 44.0 | 4.0 | 12.5 | 16.3 | 14.1 | 14.3 | 10.2 | 26.8 | 11.9 | 9.3 | 7.8 | 12.6 | 6.1 | 11.5 | 11.3 | 11.4 | 2 |
| 62.8 | 55.6 | 35.9 | 23.9 | 2.3 | 11.0 | 11.2 | 10.6 | 12.4 | 10.9 | 24.5 | 10.1 | 11.0 | 12.5 | 16.3 | 8.3 | 13.1 | 14.6 | 16.8 | 3 |
| 63.3 | 49.1 | 36.2 | 25.7 | 6.7 | 9.1 | 7.9 | 6.8 | 16.8 | 9.3 | 19.5 | 12.3 | 11.5 | 12.7 | 11.7 | 6.7 | 10.0 | 13.1 | 14.5 | 4 |
| 42.3 | 31.3 | 54.5 | 9.9 | 2.3 | 11.2 | 15.2 | 11.9 | 8.8 | 8.9 | (***) | 8.6 | 8.2 | 5.2 | 13.6 | 5.3 | 5.6 | 9.2 | 10.8 | 5 |
| 31.5 | 14.3 | 67.6 | 14.5 | 1.1 | 5.8 | 7.6 | 6.4 | 4.9 | 5.0 | 3.5 | 5.2 | 5.0 | 2.7 | 9.0 | 3.6 | 5.2 | 4.9 | 5.8 | 6 |
| 41.2 | 35.6 | 58.5 | 47.1 | 1.2 | 4.8 | 6.7 | 5.8 | 5.5 | 4.5 | 6.3 | 4.0 | 5.6 | 3.1 | 10.4 | 4.5 | 9.7 | 5.3 | 5.9 | 7 |
| 44.1 | 43.6 | 55.9 | 47.9 | 7.7 | 17.0 | 20.0 | 18.4 | 19.3 | 14.3 | 31.9 | 17.4 | 13.0 | 11.7 | 16.6 | 9.0 | 13.5 | 16.4 | 16.2 | 8 |
| 49.5 | 25.9 | 47.2 | 21.3 | 1.6 | 10.7 | 8.0 | 9.8 | 7.4 | 10.4 | 8.6 | 8.8 | 7.9 | 6.4 | 14.1 | 6.8 | 12.2 | 10.7 | 13.4 | 9 |
| 46.5 | 44.2 | 51.0 | 37.1 | 1.2 | 9.2 | 7.8 | 8.9 | 6.1 | 8.4 | 9.5 | 7.3 | 7.1 | 7.4 | 15.9 | 7.0 | 11.9 | 12.2 | 14.0 | 10 |
| 71.4 | 69.4 | 28.3 | 21.9 | 4.6 | 12.2 | 13.2 | 11.6 | 17.9 | 12.2 | 26.6 | 14.7 | 15.3 | 17.0 | 17.7 | 10.7 | 14.2 | 18.1 | 19.6 | 11 |
| 57.8 | 55.1 | 41.8 | 33.7 | 10.6 | 8.4 | 6.9 | 6.0 | 17.9 | 9.3 | 20.5 | 11.7 | 11.9 | 13.9 | 11.5 | 7.8 | 8.5 | 14.9 | 15.0 | 12 |
| 67.2 | 44.9 | 32.1 | 19.9 | 3.9 | 11.0 | 11.1 | 9.8 | 15.0 | 9.4 | 17.1 | 13.3 | 11.2 | 11.8 | 11.8 | 6.2 | 11.8 | 11.4 | 14.1 | 13 |
| 68.9 | 66.2 | 25.7 | 6.6 | 2.4 | 10.7 | 12.0 | 10.8 | 7.5 | 7.0 | (***) | 6.3 | 8.2 | 5.3 | 12.9 | 4.1 | 6.0 | 9.6 | 11.1 | 14 |
| 23.6 | 11.0 | 71.2 | 10.2 | 2.8 | 13.3 | 24.9 | 14.7 | 9.8 | 11.3 | (***) | 8.9 | 9.8 | 8.2 | 15.8 | 6.5 | 4.2 | 10.6 | 15.6 | 15 |
| 7.5 | 5.4 | 87.8 | 15.7 | 4.5 | 14.8 | 16.9 | 15.5 | 11.9 | 11.0 | (***) | 11.6 | 11.6 | 7.6 | 18.4 | 10.4 | 13.3 | 13.7 | 16.3 | 16 |
| 25.7 | 11.1 | 73.0 | 17.2 | 0.8 | 6.1 | 8.9 | 6.8 | 5.1 | 6.6 | (***) | 5.7 | 3.9 | 3.8 | 6.6 | 3.0 | 3.2 | 3.5 | 4.7 | 17 |
| 13.7 | 12.0 | 85.1 | 37.1 | 0.7 | 6.9 | 0.2 | 6.0 | 7.8 | 2.2 | (***) | 13.5 | 3.0 | 0.4 | 6.9 | 1.0 | 4.4 | 2.8 | 3.9 | 18 |
| 63.8 | 40.7 | 35.9 | 3.8 | 1.2 | 6.3 | 14.8 | 9.0 | 7.9 | 7.6 | (***) | 7.4 | 10.2 | 3.8 | 19.9 | 4.9 | 3.5 | 12.0 | 11.7 | 19 |
| 27.2 | 14.1 | 71.9 | 12.2 | 1.6 | 7.1 | 11.2 | 7.9 | 6.4 | 6.4 | 5.5 | 6.4 | 6.7 | 3.7 | 11.0 | 5.3 | 7.9 | 6.4 | 7.4 | 20 |
| 53.8 | 16.9 | 46.1 | 8.1 | 0.6 | 4.9 | 6.2 | 5.5 | 5.7 | 4.8 | 6.8 | 5.1 | 4.1 | 2.3 | 7.0 | 2.4 | 3.1 | 3.4 | 4.8 | 21 |
| 30.2 | 13.6 | 68.2 | 22.7 | 0.7 | 4.4 | 4.1 | 4.7 | 3.2 | 3.4 | 2.4 | 3.2 | 3.4 | 1.8 | 7.4 | 2.3 | 3.7 | 3.7 | 4.4 | 22 |
| 37.0 | 33.3 | 62.6 | 51.3 | 0.8 | 3.7 | 5.8 | 4.7 | 4.5 | 4.3 | 4.8 | 3.8 | 4.5 | 2.2 | 8.7 | 3.6 | 7.5 | 4.4 | 5.1 | 23 |
| 42.2 | 35.2 | 57.4 | 50.7 | 1.1 | 4.7 | 6.6 | 5.8 | 5.9 | 5.1 | 6.6 | 4.2 | 6.2 | 3.5 | 13.1 | 4.4 | 11.6 | 5.9 | 6.8 | 24 |
| 44.9 | 43.3 | 54.9 | 50.4 | 2.0 | 7.0 | 8.2 | 8.1 | 7.5 | 7.4 | 10.4 | 6.7 | 7.9 | 4.9 | 12.4 | 7.0 | 11.6 | 7.4 | 8.2 | 25 |
| 42.0 | 23.7 | 57.0 | 28.1 | 0.8 | 4.0 | 5.3 | 4.5 | 3.4 | 3.4 | 2.8 | 3.6 | 3.9 | 1.5 | 8.7 | 3.7 | 5.9 | 3.6 | 3.7 | 26 |
| 27.1 | 13.9 | 71.9 | 35.0 | 1.0 | 4.4 | 3.9 | 4.5 | 3.3 | 2.5 | 6.7 | 2.9 | 3.2 | 2.2 | 8.9 | 2.7 | 5.0 | 3.3 | 3.4 | 27 |
| 48.5 | 46.7 | 51.2 | 35.1 | 2.5 | 8.1 | 9.7 | 8.9 | 8.8 | 5.0 | 22.0 | 7.4 | 6.5 | 3.9 | 11.5 | 4.7 | 7.5 | 7.2 | 7.1 | 28 |
| 20.7 | 20.6 | 79.3 | 74.3 | 1.4 | 5.0 | 4.9 | 5.1 | 4.4 | 4.9 | [1]13.5 | 4.5 | 4.6 | 2.9 | 7.5 | 4.4 | 7.6 | 4.0 | 4.4 | 29 |
| 27.3 | 25.4 | 72.4 | 64.0 | 2.7 | 10.4 | 13.6 | 11.6 | 10.6 | 10.2 | 13.2 | 9.5 | 11.0 | 8.4 | 14.6 | 8.6 | 16.8 | 10.8 | 11.4 | 30 |
| 67.0 | 67.0 | 33.0 | 24.4 | 33.9 | 36.4 | 39.9 | 38.1 | 40.9 | 37.3 | 42.4 | 39.7 | 38.5 | 34.8 | 35.3 | 34.8 | 35.0 | 40.9 | 40.2 | 31 |
| 33.0 | 33.0 | 67.0 | 58.2 | 17.8 | 18.5 | 19.6 | 18.5 | 26.1 | 21.1 | 33.3 | 25.3 | 20.9 | 18.0 | 21.6 | 16.7 | 17.2 | 24.4 | 23.7 | 32 |
| 38.6 | 38.4 | 61.4 | 55.5 | 9.9 | 14.8 | 17.4 | 15.4 | 16.2 | 14.7 | 23.9 | 14.4 | 13.9 | 14.4 | 15.7 | 12.3 | 13.3 | 15.5 | 14.7 | 33 |
| 49.0 | 48.8 | 50.9 | 44.4 | 13.3 | 21.8 | 26.9 | 24.9 | 26.2 | 22.7 | 29.5 | 20.4 | 22.4 | 20.1 | 24.1 | 17.8 | 21.8 | 24.3 | 25.0 | 34 |
| 26.0 | 6.8 | 73.9 | 2.8 | 1.5 | 7.8 | 12.2 | 9.3 | 7.1 | 5.6 | 7.2 | 5.7 | 7.0 | 3.2 | 11.7 | 5.3 | 7.4 | 9.7 | 8.8 | 35 |
| 39.3 | 21.5 | 60.0 | 21.4 | 1.8 | 9.7 | 9.7 | 10.6 | 9.1 | 8.7 | 10.5 | 7.9 | 8.2 | 4.7 | 14.5 | 5.6 | 9.7 | 9.8 | 11.2 | 36 |
| ..... | ..... | ..... | ..... | ..... | ..... | ..... | ..... | ..... | ..... | ..... | ..... | ..... | ..... | ..... | ..... | ..... | ..... | ..... | 37 |
| 32.2 | 19.9 | 65.9 | 35.3 | 1.9 | 11.6 | 11.8 | 12.2 | 10.4 | 13.4 | 10.1 | 11.8 | 11.9 | 9.3 | 19.8 | 8.1 | 18.6 | 14.6 | 17.5 | 38 |
| 12.3 | 4.5 | 85.1 | 49.3 | 1.5 | 8.5 | 11.7 | 9.3 | 7.3 | 10.2 | 9.5 | 7.4 | 10.3 | 7.1 | 14.7 | 6.9 | 16.0 | 11.0 | 12.9 | 39 |
| 51.0 | 43.1 | 42.4 | 17.0 | 0.7 | 7.2 | 4.5 | 6.6 | 3.2 | 5.4 | 5.1 | 4.5 | 2.3 | 3.5 | 7.1 | 3.4 | 4.9 | 4.8 | 7.4 | 40 |
| 55.9 | 45.9 | 40.7 | 16.2 | 1.5 | 13.5 | 8.5 | 12.1 | 7.6 | 12.8 | (2) | 11.0 | 7.5 | 7.1 | 16.5 | 11.3 | 13.1 | 13.5 | 17.0 | 41 |
| 56.7 | 49.6 | 34.3 | 20.8 | 2.4 | 13.7 | 9.9 | 12.2 | 8.3 | 12.7 | (2) | 11.5 | 8.2 | 7.4 | 16.0 | 5.4 | 10.1 | 13.9 | 15.8 | 42 |
| 71.2 | 9.0 | 28.0 | 9.0 | 2.7 | 8.5 | 4.1 | 6.2 | 10.4 | 8.4 | (***) | 25.7 | 12.4 | 7.9 | 13.2 | 11.9 | 11.8 | 11.9 | 13.9 | 43 |
| 31.3 | 30.3 | 68.0 | 55.5 | 0.9 | 6.0 | 7.0 | 6.4 | 5.9 | 6.4 | 11.4 | 5.1 | 6.7 | 4.6 | 12.4 | 7.9 | 11.2 | 8.8 | 10.0 | 44 |
| 37.8 | 34.0 | 60.1 | 41.2 | 0.8 | 6.5 | 6.0 | 6.7 | 4.8 | 5.8 | 7.4 | 5.0 | 5.6 | 4.7 | 11.1 | 4.5 | 9.4 | 8.2 | 9.8 | 45 |
| 42.3 | 38.2 | 52.0 | 32.9 | 1.6 | 12.2 | 7.9 | 10.7 | 5.3 | 12.8 | (2) | 13.5 | 7.1 | 6.8 | 16.0 | 8.8 | 14.1 | 12.2 | 13.6 | 46 |
| 68.8 | 67.4 | 28.6 | 20.0 | 1.4 | 11.9 | 9.8 | 11.3 | 8.1 | 9.7 | (2) | 14.6 | 9.0 | 11.0 | 22.1 | 7.1 | 16.0 | 19.0 | 21.3 | 47 |
| 84.1 | 82.2 | 15.0 | 14.1 | 1.7 | 11.4 | 12.1 | 11.4 | 10.8 | 8.4 | 13.4 | 9.2 | 10.9 | 10.2 | 16.9 | 4.5 | 9.0 | 19.7 | 19.7 | 48 |
| 72.9 | 71.8 | 26.0 | 16.5 | 1.5 | 11.8 | 11.8 | 11.4 | 10.3 | 10.9 | (***) | 16.3 | 11.0 | 10.1 | 16.5 | 8.9 | 14.8 | 16.2 | 18.7 | 49 |
| 58.9 | 57.5 | 41.1 | 33.9 | 6.5 | 16.5 | 18.7 | 17.7 | 20.8 | 15.5 | 27.0 | 16.8 | 18.3 | 18.4 | 18.8 | 14.5 | 19.5 | 19.8 | 21.4 | 50 |
| 73.2 | 70.9 | 26.7 | 20.3 | 6.5 | 11.2 | 11.8 | 10.1 | 19.0 | 11.9 | 26.2 | 17.0 | 16.1 | 18.4 | 17.9 | 11.5 | 12.9 | 17.5 | 19.1 | 51 |
| 55.6 | 55.4 | 43.8 | 35.8 | 17.6 | 8.6 | 7.9 | 7.6 | 16.8 | 9.7 | 18.6 | 11.8 | 12.4 | 15.6 | 9.7 | 10.2 | 8.8 | 16.8 | 16.0 | 52 |
| 65.2 | 63.7 | 34.3 | 28.6 | 6.4 | 14.5 | 13.0 | 13.6 | 16.8 | 11.2 | 21.9 | 12.0 | 10.1 | 7.4 | 9.2 | 5.7 | 8.4 | 11.7 | 13.0 | 53 |
| 44.2 | 43.7 | 55.1 | 44.8 | 12.9 | 5.1 | 3.9 | 3.4 | 13.8 | 7.1 | 23.3 | 10.2 | 10.2 | 15.1 | 8.1 | 5.8 | 6.6 | 12.8 | 13.6 | 54 |
| 49.5 | 47.3 | 50.4 | 41.0 | 13.7 | 12.7 | 14.0 | 11.8 | 20.7 | 12.9 | 22.2 | 13.3 | 13.7 | 15.2 | 11.8 | 9.5 | 9.3 | 17.5 | 16.3 | 55 |
| 66.8 | 64.9 | 32.5 | 23.8 | 9.6 | 5.2 | 3.7 | 3.4 | 23.6 | 5.2 | 24.4 | 10.5 | 11.3 | 14.9 | 12.6 | 8.6 | 7.0 | 14.8 | 16.8 | 56 |
| 82.2 | 73.2 | 17.8 | 15.3 | 5.5 | 3.5 | 1.4 | 1.0 | 18.3 | 6.4 | 24.5 | 18.0 | 14.4 | 19.4 | 17.0 | 8.3 | 7.7 | 14.5 | 17.3 | 57 |
| 38.2 | 33.0 | 61.7 | 39.5 | 4.3 | 9.3 | 6.2 | 6.9 | 12.5 | 8.9 | 20.0 | 9.3 | 8.1 | 7.6 | 7.2 | 5.5 | 7.5 | 9.3 | 9.1 | 58 |
| 18.6 | 18.4 | 81.4 | 79.6 | 7.7 | 4.0 | 2.9 | 2.3 | 9.4 | 9.0 | 7.4 | 10.2 | 10.4 | 14.3 | 10.2 | 10.3 | 19.1 | 11.6 | 10.7 | 59 |
| 76.9 | 66.3 | 22.1 | 13.4 | 4.4 | 12.4 | 15.2 | 12.3 | 17.9 | 9.4 | 19.9 | 11.5 | 10.8 | 9.0 | 11.2 | 4.1 | 7.2 | 12.7 | 16.2 | 60 |
| 56.9 | 48.0 | 38.2 | 26.4 | 4.0 | 9.3 | 8.8 | 8.1 | 11.4 | 8.0 | 12.0 | 8.8 | 8.6 | 8.8 | 8.0 | 4.5 | 8.6 | 9.3 | 10.3 | 61 |
| 66.6 | 40.3 | 33.3 | 20.4 | 3.5 | 11.5 | 9.7 | 9.4 | 14.9 | 10.0 | 13.8 | 16.7 | 11.7 | 12.6 | 12.3 | 7.0 | 13.0 | 11.5 | 14.4 | 62 |

## Table 55.—FARMS OF 1,000 ACRES AND OVER—SELECTED CHARACTERISTICS,

[Data are based on reports for only a sample of farms.

| | Region, division, and State | Number of farms 1,000 acres and over | Average for farms 1,000 acres and over | | | | Percent of land in farms 1,000 acres and over represented by— | | | Percent of farms 1,000 acres and over reporting— | | | | Percent of total value of farm products sold on farms 1,000 acres and over represented by expenditures for— | | | | | |
|---|---|---|---|---|---|---|---|---|---|---|---|---|---|---|---|---|---|---|---|
| | | | Total land per farm (acres) | Value of land and buildings (dollars) | | Farm products sold per farm (dollars) | Cropland harvested | Cropland not harvested and not pastured | Land pastured | Tractor | | Electricity | Electric washing machine | Machine hire | Hired labor | Feed | Purchase of livestock and poultry | Gasoline and other petroleum fuel and oil | Farm machinery repairs |
| | | | | Per farm | Per acre | | | | | With horses and/or mules | Without horses or mules | | | | | | | | |
| 1 | U.S..... | 121,063 | 4,084.7 | 92,478 | 24.23 | 27,152 | 11.0 | 4.3 | 79.7 | 66.2 | 15.8 | 75.7 | 57.4 | 2.4 | 16.5 | 7.7 | 15.1 | 4.8 | 3.8 |
| 2 | The North.. | 36,522 | 2,277.5 | 63,977 | 28.55 | 21,557 | 26.5 | 8.2 | 60.9 | 73.4 | 18.2 | 73.2 | 61.9 | 2.3 | 12.4 | 8.6 | 18.6 | 5.7 | 4.3 |
| 3 | The South.. | 36,348 | 3,909.9 | 122,544 | 30.46 | 29,258 | 9.0 | 2.1 | 79.0 | 62.4 | 10.9 | 80.6 | 48.3 | 2.8 | 18.9 | 7.4 | 15.4 | 4.7 | 3.6 |
| 4 | The West... | 48,193 | 5,586.0 | 93,527 | 19.10 | 29,834 | 7.2 | 4.3 | 85.9 | 63.6 | 17.7 | 73.9 | 60.8 | 2.1 | 17.0 | 7.6 | 12.9 | 4.3 | 3.6 |
| | Geo. Div. | | | | | | | | | | | | | | | | | | |
| 5 | N.E..... | 407 | 1,594.4 | 76,518 | 47.75 | 59,605 | 13.7 | 5.0 | 23.6 | 54.8 | 29.5 | 88.5 | 74.9 | 0.4 | 34.6 | 13.4 | 3.3 | 2.6 | 2.0 |
| 6 | M.A..... | 462 | 1,761.2 | 171,207 | 97.52 | 82,980 | 27.6 | 5.1 | 24.2 | 56.9 | 35.1 | 92.0 | 74.2 | 0.5 | 39.0 | 15.0 | 8.9 | 3.2 | 3.4 |
| 7 | E.N.C... | 1,221 | 1,602.3 | 173,493 | 108.45 | 65,261 | 41.9 | 5.1 | 30.6 | 59.3 | 32.0 | 90.5 | 76.3 | 0.8 | 20.6 | 10.3 | 18.6 | 4.3 | 3.7 |
| 9 | W.N.C... | 34,432 | 2,316.4 | 59,366 | 26.13 | 18,745 | 26.3 | 8.4 | 62.4 | 74.3 | 17.3 | 72.2 | 61.0 | 2.6 | 9.0 | 7.8 | 19.8 | 6.2 | 4.5 |
| 9 | S.A..... | 7,160 | 3,214.2 | 106,669 | 32.16 | 33,490 | 8.1 | 3.4 | 58.6 | 66.5 | 11.4 | 80.6 | 47.5 | 1.2 | 25.8 | 8.1 | 9.7 | 4.9 | 3.7 |
| 10 | E.S.C... | 4,441 | 2,072.7 | 100,379 | 47.59 | 23,875 | 15.3 | 5.0 | 43.6 | 72.1 | 7.2 | 84.1 | 47.7 | 3.6 | 26.5 | 7.3 | 14.2 | 7.1 | 5.6 |
| 11 | W.S.C... | 24,747 | 4,440.9 | 129,735 | 28.94 | 29,008 | 8.6 | 1.5 | 86.3 | 59.4 | 11.4 | 80.0 | 48.7 | 3.2 | 15.6 | 7.1 | 17.4 | 4.3 | 3.3 |
| 12 | Mt..... | 35,327 | 6,171.9 | 69,205 | 13.15 | 21,324 | 5.8 | 3.3 | 88.8 | 64.3 | 16.2 | 70.0 | 56.0 | 2.2 | 13.3 | 8.8 | 15.4 | 5.0 | 3.3 |
| 13 | Pac..... | 12,866 | 3,977.1 | 163,408 | 42.47 | 53,228 | 13.2 | 8.5 | 73.5 | 61.6 | 21.9 | 84.6 | 74.2 | 2.0 | 21.1 | 6.2 | 10.1 | 3.5 | 3.8 |
| | N.E. | | | | | | | | | | | | | | | | | | |
| 14 | Maine... | 147 | 1,860.4 | 57,963 | 31.05 | 43,854 | 12.2 | 7.3 | 13.3 | 47.6 | 33.3 | 87.1 | 78.9 | 0.5 | 33.0 | 9.3 | 2.1 | 3.4 | 3.3 |
| 15 | N.H..... | 59 | 1,450.7 | 50,464 | 36.69 | 22,598 | 9.7 | 0.9 | 26.0 | 52.5 | 30.5 | 91.5 | 83.1 | 0.8 | 37.2 | 34.6 | 6.5 | 3.6 | 2.5 |
| 16 | Vt..... | 122 | 1,372.1 | 49,149 | 37.39 | 31,559 | 15.6 | 3.0 | 41.1 | 68.9 | 14.8 | 91.8 | 80.3 | 0.6 | 24.8 | 27.0 | 10.1 | 3.3 | 2.4 |
| 17 | Mass.... | 51 | 1,633.0 | 164,833 | 92.33 | 99,425 | 15.9 | 4.8 | 21.6 | 41.2 | 47.1 | 84.3 | 54.9 | 0.5 | 43.9 | 12.0 | 1.5 | 2.1 | 1.4 |
| 18 | R.I..... | 5 | 1,415.0 | 50,000 | 20.00 | 73,920 | 8.5 | 1.2 | 8.6 | 40.0 | 60.0 | 100.0 | 40.0 | 0.1 | 27.4 | 33.6 | 1.0 | 4.3 | 3.1 |
| 19 | Conn.... | 23 | 1,395.7 | 329,473 | 234.73 | 311,072 | 22.4 | 8.1 | 22.5 | 65.2 | 34.8 | 78.3 | 52.2 | 0.1 | 34.9 | 5.9 | 1.5 | 1.5 | 1.0 |
| | M.A. | | | | | | | | | | | | | | | | | | |
| 20 | N.Y..... | 228 | 1,642.1 | 124,509 | 78.79 | 69,900 | 25.4 | 5.8 | 29.7 | 61.8 | 30.3 | 92.1 | 75.0 | 0.6 | 40.9 | 14.8 | 6.7 | 3.1 | 3.0 |
| 21 | N.J..... | 48 | 2,203.5 | 248,924 | 122.21 | 150,217 | 35.0 | 3.4 | 12.2 | 39.6 | 54.2 | 93.8 | 68.8 | 0.4 | 38.8 | 13.4 | 5.3 | 2.8 | 4.2 |
| 22 | Pa..... | 186 | 1,793.0 | 210,398 | 110.41 | 81,926 | 27.7 | 4.9 | 21.7 | 55.4 | 36.0 | 91.4 | 74.7 | 0.4 | 37.0 | 15.9 | 12.8 | 3.5 | 3.4 |
| | E.N.C. | | | | | | | | | | | | | | | | | | |
| 23 | Ohio.... | 190 | 1,526.2 | 200,832 | 129.19 | 56,763 | 47.7 | 4.1 | 30.1 | 60.0 | 30.5 | 94.7 | 78.4 | 0.8 | 24.7 | 10.7 | 10.6 | 4.9 | 3.7 |
| 24 | Ind..... | 211 | 1,673.6 | 185,020 | 111.76 | 85,979 | 49.3 | 4.0 | 27.6 | 58.8 | 36.0 | 95.7 | 78.7 | 0.7 | 17.4 | 8.8 | 16.8 | 4.4 | 4.2 |
| 25 | Ill..... | 405 | 1,517.1 | 224,600 | 147.96 | 80,631 | 55.4 | 4.0 | 25.7 | 60.2 | 33.3 | 89.1 | 76.0 | 0.9 | 16.0 | 9.6 | 27.3 | 3.8 | 3.2 |
| 26 | Mich.... | 221 | 1,649.9 | 96,561 | 57.17 | 33,409 | 19.8 | 4.6 | 47.0 | 56.6 | 29.0 | 86.0 | 72.9 | 0.6 | 27.5 | 16.0 | 7.9 | 4.5 | 4.2 |
| 27 | Wis..... | 194 | 1,723.2 | 101,642 | 60.84 | 55,327 | 28.6 | 10.0 | 25.1 | 60.3 | 29.9 | 88.7 | 76.3 | 0.9 | 30.9 | 10.5 | 10.5 | 4.7 | 3.6 |
| | W.N.C. | | | | | | | | | | | | | | | | | | |
| 28 | Minn.... | 593 | 1,576.5 | 74,676 | 47.43 | 34,809 | 57.9 | 12.2 | 14.8 | 51.3 | 44.2 | 87.4 | 78.6 | 1.4 | 18.3 | 6.8 | 8.4 | 6.7 | 5.0 |
| 29 | Iowa.... | 253 | 1,452.7 | 164,519 | 114.86 | 82,853 | 49.0 | 2.5 | 38.2 | 72.7 | 19.4 | 88.9 | 74.3 | 0.6 | 15.4 | 12.1 | 26.7 | 2.7 | 2.4 |
| 30 | Mo..... | 1,148 | 1,649.7 | 78,547 | 48.69 | 32,799 | 22.9 | 3.3 | 57.6 | 72.3 | 10.9 | 77.6 | 64.2 | 1.7 | 11.7 | 13.9 | 33.7 | 3.5 | 2.9 |
| 31 | N.Dak... | 8,831 | 1,686.7 | 36,359 | 21.94 | 12,622 | 37.9 | 14.1 | 43.2 | 76.3 | 18.8 | 74.8 | 67.4 | 1.9 | 11.2 | 3.2 | 6.6 | 10.5 | 6.7 |
| 32 | S.Dak... | 8,713 | 2,835.2 | 38,248 | 14.08 | 12,931 | 20.4 | 2.7 | 74.9 | 76.9 | 11.3 | 61.7 | 49.7 | 2.8 | 8.3 | 7.7 | 15.8 | 7.2 | 5.0 |
| 33 | Nebr.... | 7,225 | 2,980.4 | 65,030 | 22.12 | 19,842 | 20.0 | 4.8 | 73.6 | 78.7 | 11.7 | 73.6 | 60.5 | 2.1 | 7.6 | 11.0 | 20.9 | 4.9 | 3.6 |
| 34 | Kans.... | 7,669 | 2,012.2 | 99,586 | 50.19 | 25,913 | 31.2 | 17.3 | 49.2 | 67.0 | 26.6 | 77.1 | 64.9 | 3.7 | 6.9 | 6.6 | 26.4 | 4.9 | 4.1 |
| | S.A. | | | | | | | | | | | | | | | | | | |
| 35 | Del..... | 36 | 1,656.1 | 169,675 | 97.02 | 173,342 | 36.8 | 9.7 | 8.1 | 63.9 | 25.0 | 75.0 | 63.9 | 0.2 | 15.4 | 48.5 | 6.3 | 2.0 | 1.9 |
| 36 | Md..... | 132 | 1,770.4 | 145,346 | 83.83 | 59,474 | 26.3 | 4.1 | 19.7 | 65.9 | 27.3 | 92.4 | 72.0 | 0.7 | 28.7 | 18.7 | 10.3 | 4.6 | 3.6 |
| 37 | D.C..... | ..... | ..... | ..... | ..... | ..... | ..... | ..... | ..... | ..... | ..... | ..... | ..... | ..... | ..... | ..... | ..... | ..... | ..... |
| 38 | Va..... | 822 | 1,785.3 | 108,821 | 59.60 | 31,154 | 15.0 | 4.0 | 34.1 | 74.8 | 7.9 | 90.3 | 68.5 | 1.0 | 27.4 | 9.2 | 19.9 | 4.4 | 3.7 |
| 39 | W.Va.... | 354 | 1,685.7 | 65,304 | 39.07 | 19,271 | 9.2 | 1.4 | 56.7 | 58.2 | 8.8 | 78.8 | 65.8 | 0.8 | 24.0 | 8.9 | 25.1 | 3.7 | 2.3 |
| 40 | N.C..... | 590 | 1,841.0 | 93,766 | 51.26 | 18,482 | 12.5 | 4.3 | 17.9 | 65.8 | 14.2 | 83.6 | 52.9 | 2.0 | 35.2 | 11.0 | 6.4 | 8.8 | 6.7 |
| 41 | S.C..... | 999 | 2,043.7 | 89,450 | 44.45 | 18,136 | 15.6 | 6.5 | 26.0 | 77.6 | 8.3 | 86.0 | 43.5 | 2.3 | 32.9 | 10.6 | 9.0 | 9.0 | 6.0 |
| 42 | Ga..... | 2,497 | 2,336.8 | 67,624 | 28.64 | 17,228 | 11.8 | 5.7 | 35.6 | 66.2 | 12.7 | 80.7 | 40.5 | 2.0 | 29.0 | 7.3 | 8.6 | 8.8 | 6.0 |
| 43 | Fla..... | 1,730 | 6,759.0 | 178,422 | 25.08 | 68,211 | 3.2 | 1.6 | 83.7 | 58.6 | 11.2 | 71.2 | 42.0 | 0.9 | 23.0 | 4.5 | 7.5 | 3.0 | 2.4 |
| | E.S.C. | | | | | | | | | | | | | | | | | | |
| 44 | Ky..... | 406 | 1,560.0 | 158,683 | 104.90 | 36,334 | 21.6 | 4.3 | 40.3 | 74.4 | 6.2 | 77.3 | 55.7 | 1.4 | 19.3 | 8.6 | 22.5 | 3.9 | 3.4 |
| 45 | Tenn.... | 443 | 1,743.1 | 90,058 | 51.70 | 24,084 | 15.6 | 5.1 | 31.4 | 74.0 | 7.2 | 82.6 | 60.3 | 1.8 | 23.9 | 8.5 | 15.6 | 5.6 | 4.0 |
| 46 | Ala..... | 1,862 | 2,297.7 | 67,818 | 29.13 | 17,038 | 9.2 | 4.4 | 49.0 | 66.8 | 7.6 | 84.7 | 38.5 | 2.6 | 19.1 | 10.6 | 20.0 | 6.0 | 4.4 |
| 47 | Miss.... | 1,730 | 2,035.2 | 125,159 | 59.85 | 28,151 | 21.4 | 5.9 | 40.4 | 76.7 | 6.9 | 85.3 | 52.4 | 5.4 | 34.1 | 4.5 | 7.5 | 9.1 | 7.5 |
| | W.S.C. | | | | | | | | | | | | | | | | | | |
| 48 | Ark..... | 1,251 | 1,954.2 | 109,564 | 57.49 | 34,913 | 26.3 | 7.9 | 32.9 | 70.7 | 13.0 | 84.0 | 58.8 | 2.9 | 30.6 | 3.3 | 5.6 | 8.0 | 6.4 |
| 49 | La..... | 1,322 | 2,480.6 | 155,280 | 59.46 | 35,872 | 17.5 | 4.6 | 50.1 | 76.9 | 7.0 | 84.6 | 59.9 | 1.9 | 30.3 | 4.5 | 8.9 | 7.2 | 6.5 |
| 50 | Okla.... | 3,999 | 2,421.2 | 79,287 | 33.62 | 22,634 | 18.0 | 2.9 | 75.1 | 65.5 | 14.3 | 74.8 | 47.7 | 3.4 | 8.8 | 10.0 | 23.9 | 4.0 | 3.4 |
| 51 | Tex..... | 18,175 | 5,199.0 | 141,023 | 27.00 | 29,529 | 6.9 | 1.1 | 90.0 | 56.1 | 10.9 | 80.5 | 47.4 | 3.2 | 14.2 | 7.2 | 18.0 | 3.9 | 2.8 |
| | Mt. | | | | | | | | | | | | | | | | | | |
| 52 | Mont.... | 13,027 | 3,965.0 | 50,250 | 13.13 | 14,565 | 10.2 | 7.3 | 80.9 | 69.5 | 21.9 | 71.9 | 62.0 | 1.8 | 11.2 | 6.5 | 10.5 | 7.1 | 4.9 |
| 53 | Idaho... | 2,380 | 3,112.2 | 82,073 | 28.39 | 27,841 | 14.9 | 8.1 | 71.7 | 69.2 | 17.7 | 83.2 | 76.6 | 1.5 | 14.0 | 10.5 | 14.5 | 4.5 | 4.0 |
| 54 | Wyo..... | 4,189 | 7,638.8 | 70,093 | 10.24 | 19,277 | 3.6 | 0.8 | 94.4 | 70.8 | 5.7 | 66.3 | 50.4 | 1.6 | 14.7 | 14.8 | 19.6 | 4.2 | 2.5 |
| 55 | Colo.... | 7,920 | 3,665.3 | 68,939 | 19.48 | 20,515 | 11.5 | 7.0 | 78.7 | 65.7 | 19.5 | 71.8 | 55.4 | 3.4 | 10.2 | 9.1 | 18.9 | 5.3 | 3.6 |
| 56 | N.Mex... | 4,395 | 10,042.8 | 82,149 | 10.09 | 19,599 | 1.7 | 0.6 | 95.1 | 43.8 | 7.2 | 57.2 | 32.1 | 1.6 | 10.5 | 9.5 | 24.3 | 4.1 | 2.2 |
| 57 | Ariz.... | 1,337 | 29,122.1 | 184,269 | 9.08 | 83,714 | 1.0 | 0.3 | 97.4 | 40.2 | 10.8 | 69.6 | 50.0 | 2.9 | 19.5 | 3.1 | 9.1 | 3.1 | 1.9 |
| 58 | Utah.... | 1,528 | 5,416.4 | 73,022 | 14.99 | 23,527 | 4.6 | 2.6 | 89.4 | 63.5 | 12.6 | 72.1 | 65.1 | 1.8 | 16.6 | 17.0 | 18.3 | 4.2 | 2.3 |
| 59 | Nev..... | 551 | 11,975.2 | 109,436 | 12.48 | 38,050 | 4.3 | 0.4 | 94.2 | 75.0 | 5.4 | 69.5 | 53.9 | 1.5 | 19.9 | 11.0 | 12.3 | 4.2 | 2.8 |
| | Pac. | | | | | | | | | | | | | | | | | | |
| 60 | Wash.... | 3,637 | 3,118.1 | 111,995 | 37.66 | 27,406 | 19.0 | 17.3 | 60.5 | 60.4 | 31.3 | 88.8 | 83.2 | 0.9 | 11.8 | 3.8 | 5.6 | 5.0 | 6.0 |
| 61 | Oreg.... | 3,228 | 4,439.2 | 89,669 | 20.95 | 25,477 | 9.6 | 6.3 | 80.8 | 71.7 | 14.8 | 78.8 | 70.1 | 1.5 | 14.2 | 7.9 | 9.4 | 4.6 | 4.5 |
| 62 | Calif... | 6,001 | 4,249.1 | 236,797 | 57.10 | 83,921 | 12.6 | 5.8 | 75.1 | 57.0 | 20.1 | 85.3 | 70.9 | 2.3 | 24.1 | 6.5 | 11.1 | 3.0 | 3.3 |

***Not available. Separate inquiry not on questionnaire for all States. See text. [1]Winter wheat only. Spring wheat not tabulated by size of farm. [2]Not tabulated by size of farm.

## BY DIVISIONS AND STATES: CENSUS OF 1950

See text. Base data in Volume I]

| Percent distribution of total value of farm products sold for farms 1,000 acres and over, by source | | | | Percent of totals for all farms represented by totals for farms 1,000 acres and over | | | | | | | | | Expenditures for— | | | | | | |
|---|---|---|---|---|---|---|---|---|---|---|---|---|---|---|---|---|---|---|---|
| All crops | Field crops | All livestock and products | Livestock and products other than dairy and poultry | Number of farms | Land owned (acres) | Land rented from others (acres) | Land in farms (acres) | Cropland harvested (acres) | Number of cattle and calves | Wheat threshed (acres) | Hay cut (acres) | Value of all farm products sold | Machine hire | Hired labor | Feed | Purchase of livestock and poultry | Gasoline and other petroleum fuel and oil | Farm machinery repairs | |
| 47.9 | 38.6 | 51.4 | 46.8 | 2.3 | 34.8 | 39.0 | 42.6 | 15.7 | 24.2 | 31.4 | 18.9 | 14.6 | 12.6 | 22.2 | 8.4 | 20.6 | 13.8 | 15.9 | 1 |
| 41.0 | 36.7 | 58.8 | 53.4 | 1.6 | 16.7 | 18.5 | 18.9 | 10.6 | 10.8 | 21.1 | 14.8 | 6.7 | 6.0 | 11.1 | 3.7 | 10.4 | 6.8 | 7.4 | 2 |
| 50.6 | 40.3 | 47.5 | 42.0 | 1.4 | 29.3 | 33.2 | 36.0 | 13.1 | 27.7 | 28.9 | 10.1 | 16.3 | 13.9 | 23.2 | 10.9 | 29.2 | 16.8 | 20.4 | 3 |
| 49.6 | 38.4 | 50.1 | 46.8 | 10.4 | 74.7 | 82.7 | 83.0 | 48.5 | 57.9 | 65.2 | 47.6 | 35.1 | 28.5 | 35.3 | 21.0 | 42.7 | 34.2 | 38.5 | 4 |
| 62.6 | 51.2 | 34.7 | 7.0 | 0.4 | 4.0 | 3.9 | 5.1 | 3.1 | 2.6 | (***) | 2.4 | 4.5 | 1.7 | 8.8 | 1.9 | 2.2 | 3.3 | 4.3 | 5 |
| 54.3 | 13.7 | 44.8 | 17.8 | 0.2 | 1.6 | 1.7 | 2.5 | 1.8 | 1.3 | 1.3 | 1.6 | 2.7 | 0.7 | 7.3 | 1.4 | 2.8 | 1.9 | 2.8 | 6 |
| 44.3 | 31.9 | 55.4 | 46.3 | 0.1 | 1.4 | 1.0 | 1.7 | 1.4 | 1.2 | 1.4 | 1.0 | 2.0 | 0.6 | 5.9 | 1.5 | 3.7 | 1.5 | 1.8 | 7 |
| 39.1 | 38.1 | 60.9 | 58.1 | 3.5 | 26.4 | 25.3 | 28.1 | 15.7 | 18.2 | 25.9 | 25.3 | 11.2 | 10.5 | 18.8 | 7.3 | 14.9 | 11.4 | 12.2 | 8 |
| 57.9 | 20.6 | 36.5 | 22.5 | 0.7 | 18.7 | 14.5 | 22.5 | 7.5 | 21.5 | 3.9 | 6.3 | 10.7 | 5.8 | 22.1 | 6.1 | 15.5 | 12.3 | 16.5 | 9 |
| 52.6 | 48.1 | 42.8 | 35.3 | 0.5 | 11.2 | 7.0 | 11.5 | 6.2 | 9.4 | 3.3 | 6.8 | 7.3 | 8.3 | 19.6 | 5.8 | 11.3 | 12.5 | 15.6 | 10 |
| 48.0 | 45.6 | 51.8 | 49.3 | 3.2 | 45.2 | 46.6 | 51.9 | 19.2 | 38.8 | 32.4 | 18.2 | 24.6 | 19.5 | 25.0 | 18.6 | 44.6 | 21.3 | 24.3 | 11 |
| 35.4 | 31.8 | 64.4 | 62.2 | 18.1 | 80.3 | 85.8 | 87.1 | 51.5 | 65.4 | 63.3 | 53.9 | 45.7 | 34.8 | 48.7 | 41.6 | 49.4 | 42.2 | 42.9 | 12 |
| 65.2 | 45.7 | 34.4 | 29.8 | 4.8 | 59.2 | 73.4 | 69.1 | 43.8 | 44.9 | 69.5 | 35.4 | 28.0 | 23.3 | 29.6 | 11.9 | 34.7 | 26.3 | 35.0 | 13 |
| 74.9 | 66.2 | 19.1 | 3.9 | 0.5 | 5.5 | 2.3 | 6.5 | 3.5 | 2.7 | (***) | 2.3 | 5.1 | 2.1 | 9.0 | 2.1 | 2.5 | 4.1 | 6.0 | 14 |
| 17.4 | 6.9 | 78.6 | 13.9 | 0.4 | 3.4 | 6.3 | 5.0 | 2.8 | 3.5 | (***) | 2.7 | 2.6 | 2.2 | 6.1 | 2.0 | 2.3 | 2.7 | 4.1 | 15 |
| 10.4 | 2.7 | 85.4 | 14.9 | 0.6 | 4.2 | 5.1 | 4.7 | 3.1 | 2.9 | (***) | 2.8 | 4.3 | 1.9 | 8.6 | 3.6 | 6.3 | 4.0 | 4.6 | 16 |
| 68.9 | 39.8 | 30.7 | 9.6 | 0.2 | 2.3 | 4.6 | 5.1 | 3.5 | 2.0 | (***) | 2.5 | 3.7 | 2.3 | 8.3 | 1.3 | 0.8 | 2.5 | 2.8 | 17 |
| 37.4 | 4.9 | 62.4 | 9.3 | 0.2 | 2.2 | 0.2 | 3.6 | 1.4 | 2.7 | (***) | 0.9 | 2.4 | 0.3 | 3.7 | 2.1 | 0.3 | 2.3 | 2.8 | 18 |
| 84.8 | 82.0 | 15.0 | 2.4 | 0.1 | 1.3 | 1.5 | 2.5 | 2.3 | 1.5 | (***) | 1.2 | 5.8 | 0.3 | 10.6 | 1.1 | 1.2 | 3.0 | 3.1 | 19 |
| 52.4 | 13.1 | 46.8 | 15.3 | 0.2 | 1.7 | 1.6 | 2.3 | 1.6 | 1.3 | 1.7 | 1.2 | 2.5 | 0.8 | 6.9 | 1.4 | 2.5 | 1.8 | 2.3 | 20 |
| 69.4 | 4.2 | 30.6 | 8.6 | 0.2 | 3.0 | 2.8 | 6.1 | 4.6 | 2.8 | 2.1 | 4.9 | 3.2 | 1.4 | 7.0 | 1.3 | 2.1 | 2.6 | 5.5 | 21 |
| 49.2 | 18.9 | 49.5 | 24.9 | 0.1 | 1.3 | 1.6 | 2.4 | 1.6 | 1.2 | 1.0 | 1.8 | 2.7 | 0.4 | 8.2 | 1.5 | 3.3 | 1.9 | 2.6 | 22 |
| 44.0 | 35.0 | 55.7 | 44.5 | 0.1 | 1.0 | 0.7 | 1.4 | 1.3 | 1.1 | 1.1 | 1.3 | 1.5 | 0.4 | 4.8 | 1.0 | 1.8 | 1.3 | 1.5 | 23 |
| 45.1 | 42.4 | 54.8 | 47.0 | 0.1 | 1.4 | 1.0 | 1.8 | 1.6 | 1.6 | 1.4 | 1.1 | 2.4 | 0.6 | 7.7 | 1.5 | 4.0 | 1.9 | 2.7 | 24 |
| 42.5 | 28.7 | 57.4 | 53.2 | 0.2 | 2.0 | 1.1 | 2.0 | 1.7 | 1.7 | 2.3 | 1.2 | 2.4 | 1.0 | 6.7 | 2.2 | 5.0 | 1.7 | 2.0 | 25 |
| 43.4 | 21.5 | 55.6 | 34.5 | 0.1 | 1.4 | 1.8 | 2.1 | 0.9 | 1.2 | 0.6 | 1.1 | 1.6 | 0.3 | 4.3 | 2.1 | 1.6 | 1.1 | 1.4 | 26 |
| 49.0 | 27.8 | 50.0 | 33.9 | 0.1 | 1.0 | 0.5 | 1.4 | 0.9 | 0.5 | 1.6 | 0.6 | 1.4 | 0.5 | 6.0 | 1.0 | 2.3 | 1.2 | 1.3 | 27 |
| 69.6 | 56.5 | 30.3 | 22.2 | 0.3 | 2.5 | 2.6 | 2.8 | 2.7 | 1.0 | 11.3 | 2.0 | 2.1 | 1.0 | 6.6 | 1.2 | 2.0 | 2.1 | 2.4 | 28 |
| 30.8 | 15.7 | 69.2 | 63.4 | 0.1 | 1.2 | 0.5 | 1.1 | 0.8 | 1.2 | ½2.7 | 0.9 | 1.3 | 0.4 | 4.7 | 1.1 | 2.0 | 0.7 | 1.0 | 29 |
| 22.8 | 22.0 | 76.7 | 72.6 | 0.5 | 4.7 | 4.4 | 5.4 | 3.5 | 4.3 | 3.7 | 3.6 | 5.2 | 2.9 | 9.2 | 4.4 | 11.1 | 4.1 | 4.8 | 30 |
| 63.2 | 63.1 | 36.8 | 32.8 | 13.5 | 34.9 | 35.9 | 36.0 | 27.8 | 33.3 | 27.8 | 33.9 | 27.6 | 18.9 | 38.8 | 25.4 | 36.9 | 25.9 | 27.8 | 31 |
| 22.8 | 22.8 | 77.1 | 74.3 | 13.1 | 53.4 | 50.6 | 55.4 | 28.6 | 42.2 | 37.6 | 49.1 | 25.7 | 23.1 | 36.3 | 23.0 | 29.6 | 23.2 | 23.3 | 32 |
| 25.8 | 25.8 | 74.2 | 72.0 | 6.7 | 49.0 | 31.3 | 45.5 | 22.2 | 38.4 | 23.9 | 53.2 | 18.2 | 15.6 | 30.3 | 17.1 | 20.4 | 14.8 | 15.5 | 33 |
| 45.1 | 45.0 | 54.9 | 53.5 | 5.8 | 29.4 | 29.9 | 31.8 | 22.4 | 24.1 | 26.3 | 11.1 | 25.7 | 27.7 | 34.5 | 17.5 | 37.2 | 19.9 | 21.7 | 34 |
| 30.3 | 2.9 | 69.5 | 3.9 | 0.5 | 4.6 | 3.7 | 7.0 | 5.7 | 3.5 | 2.7 | 2.8 | 8.1 | 1.4 | 17.3 | 8.4 | 4.9 | 7.0 | 9.1 | 35 |
| 40.1 | 12.1 | 58.1 | 23.4 | 0.4 | 4.7 | 1.9 | 5.7 | 3.9 | 4.2 | 2.7 | 3.6 | 4.4 | 1.4 | 8.5 | 2.9 | 4.7 | 4.5 | 5.2 | 36 |
| ..... | ..... | ..... | ..... | ..... | ..... | ..... | ..... | ..... | ..... | ..... | ..... | ..... | ..... | ..... | ..... | ..... | ..... | ..... | 37 |
| 34.4 | 11.1 | 63.4 | 43.4 | 0.5 | 7.4 | 5.9 | 9.4 | 6.6 | 9.4 | 5.5 | 6.8 | 8.0 | 4.1 | 16.2 | 4.2 | 14.3 | 9.5 | 11.8 | 38 |
| 26.2 | 2.6 | 72.5 | 62.4 | 0.4 | 6.7 | 6.8 | 7.3 | 4.5 | 7.1 | 4.9 | 4.3 | 8.1 | 4.2 | 15.0 | 2.5 | 14.1 | 8.7 | 9.7 | 39 |
| 49.4 | 38.9 | 44.2 | 18.5 | 0.2 | 5.4 | 2.1 | 5.6 | 2.3 | 4.3 | 3.1 | 3.2 | 1.8 | 1.6 | 7.4 | 2.6 | 3.3 | 3.5 | 6.2 | 40 |
| 57.2 | 44.8 | 35.6 | 19.3 | 0.7 | 16.4 | 6.8 | 17.1 | 8.0 | 14.4 | (2) | 10.7 | 7.9 | 6.2 | 20.4 | 10.6 | 16.9 | 13.3 | 17.3 | 41 |
| 48.1 | 38.3 | 32.1 | 22.5 | 1.3 | 23.4 | 8.4 | 22.6 | 9.6 | 17.2 | (2) | 15.4 | 10.7 | 6.5 | 27.5 | 6.2 | 14.0 | 17.4 | 21.7 | 42 |
| 71.8 | 14.1 | 26.2 | 17.5 | 3.0 | 59.4 | 76.3 | 70.7 | 21.8 | 66.3 | (***) | 31.3 | 34.5 | 18.5 | 41.4 | 16.6 | 48.0 | 32.7 | 39.8 | 43 |
| 31.8 | 30.3 | 67.2 | 61.4 | 0.2 | 2.8 | 2.6 | 3.2 | 2.7 | 2.6 | 4.4 | 2.0 | 3.4 | 2.1 | 7.6 | 3.0 | 6.2 | 3.8 | 5.2 | 44 |
| 41.1 | 33.6 | 55.4 | 43.3 | 0.2 | 4.0 | 2.7 | 4.2 | 2.1 | 2.7 | 2.1 | 2.2 | 3.0 | 1.9 | 8.0 | 2.5 | 4.5 | 4.0 | 4.3 | 45 |
| 32.0 | 28.1 | 58.6 | 46.1 | 0.9 | 21.3 | 11.5 | 20.4 | 6.8 | 23.3 | (2) | 24.2 | 11.0 | 8.3 | 21.5 | 12.3 | 28.3 | 15.1 | 18.5 | 46 |
| 74.7 | 69.5 | 22.5 | 18.7 | 0.7 | 16.0 | 8.7 | 16.9 | 12.3 | 12.4 | (2) | 19.8 | 13.9 | 15.9 | 36.4 | 8.2 | 18.7 | 25.9 | 32.5 | 47 |
| 85.1 | 83.3 | 14.2 | 13.0 | 0.7 | 13.2 | 8.8 | 13.0 | 10.8 | 8.0 | 18.0 | 9.8 | 10.7 | 9.2 | 20.5 | 3.2 | 10.2 | 17.1 | 22.5 | 48 |
| 75.8 | 72.2 | 23.4 | 19.9 | 1.1 | 21.6 | 21.9 | 29.3 | 18.3 | 20.5 | (***) | 32.9 | 18.8 | 14.0 | 36.1 | 9.5 | 26.9 | 25.7 | 33.4 | 49 |
| 38.5 | 38.0 | 61.5 | 58.3 | 2.8 | 26.8 | 21.8 | 27.0 | 14.6 | 24.9 | 18.5 | 15.5 | 19.0 | 14.3 | 18.7 | 16.3 | 33.8 | 12.9 | 15.6 | 50 |
| 44.3 | 41.6 | 55.5 | 53.2 | 5.5 | 57.7 | 59.4 | 64.7 | 23.0 | 50.9 | 47.9 | 24.3 | 30.1 | 23.3 | 25.4 | 25.2 | 54.6 | 24.4 | 26.2 | 51 |
| 36.8 | 36.8 | 63.0 | 61.1 | 37.1 | 84.0 | 87.9 | 87.4 | 69.5 | 76.4 | 72.5 | 70.4 | 67.4 | 57.0 | 72.8 | 62.1 | 69.7 | 61.8 | 64.9 | 52 |
| 43.1 | 42.4 | 56.6 | 54.7 | 5.9 | 51.1 | 57.3 | 55.9 | 30.1 | 30.5 | 43.7 | 25.2 | 23.6 | 11.5 | 28.7 | 28.2 | 31.0 | 19.9 | 23.3 | 53 |
| 11.7 | 11.7 | 88.2 | 86.0 | 33.2 | 88.7 | 91.3 | 93.0 | 61.0 | 80.5 | 62.7 | 72.4 | 64.4 | 50.2 | 73.2 | 74.1 | 68.5 | 51.6 | 50.5 | 54 |
| 35.6 | 35.0 | 64.3 | 61.9 | 17.4 | 73.3 | 71.3 | 76.2 | 48.5 | 58.2 | 63.6 | 49.2 | 38.2 | 40.8 | 38.8 | 33.9 | 36.8 | 37.1 | 38.1 | 55 |
| 22.6 | 20.4 | 77.3 | 75.4 | 18.7 | 87.7 | 92.5 | 93.0 | 37.8 | 84.1 | 55.2 | 38.3 | 54.3 | 31.2 | 38.7 | 60.5 | 79.5 | 43.8 | 39.2 | 56 |
| 65.4 | 44.0 | 33.9 | 33.4 | 12.8 | 88.5 | 96.7 | 97.3 | 44.8 | 70.3 | 21.5 | 36.3 | 54.2 | 38.7 | 55.3 | 34.1 | 55.3 | 49.1 | 44.5 | 57 |
| 20.6 | 20.1 | 79.3 | 71.1 | 6.3 | 66.3 | 79.3 | 76.2 | 29.1 | 35.3 | 43.5 | 25.7 | 26.0 | 16.7 | 36.8 | 22.6 | 32.8 | 24.3 | 25.3 | 58 |
| 6.2 | 6.0 | 93.8 | 91.1 | 17.7 | 89.5 | 92.6 | 94.1 | 69.1 | 74.5 | 37.5 | 71.7 | 61.8 | 41.5 | 71.6 | 58.4 | 58.6 | 50.6 | 59.1 | 59 |
| 77.8 | 73.4 | 21.9 | 20.1 | 5.2 | 52.5 | 71.7 | 64.0 | 50.6 | 29.2 | 69.3 | 20.3 | 26.7 | 12.6 | 19.2 | 7.0 | 24.2 | 29.5 | 41.1 | 60 |
| 47.4 | 41.4 | 51.0 | 48.0 | 5.4 | 64.8 | 75.2 | 70.7 | 43.0 | 51.2 | 68.7 | 48.7 | 27.5 | 17.9 | 25.5 | 14.3 | 35.5 | 26.3 | 34.4 | 61 |
| 65.6 | 40.9 | 34.2 | 28.7 | 4.4 | 58.7 | 73.6 | 70.7 | 40.4 | 47.5 | 71.9 | 35.0 | 28.3 | 25.8 | 31.8 | 12.5 | 36.1 | 25.4 | 33.4 | 62 |